

2012 ★ 2013

# WASHINGTON CAPITALS OFFICIAL GUIDE



BUILDING AMERICA'S  
HOCKEY CAPITAL



# 2012-13 Schedule

## JANUARY

SUN	MON	TUES	WED	THUR	FRI	SAT
		1	2	3	4	5
6	7	8	9	10	11	12
13	14	15	16	17	18	19 TB 7 p.m.
20	21	22 WPG 7 p.m.	23	24 MTL 7 p.m.	25 NJ 7 p.m.	26
27 BUF 3 p.m.	28	29 OTT 7:30 p.m.	30	31 TOR 7 p.m.		

## FEBRUARY

SUN	MON	TUES	WED	THUR	FRI	SAT
					1 PHI 7 p.m.	2
3 PIT 12:30 p.m.	4	5 TOR 7 p.m.	6	7 PIT 7 p.m.	8	9 FLA 7 p.m.
10	11	12 FLA 7:30 p.m.	13	14 TB 7:30 p.m.	15	16
17 NYR 6 p.m.	18	19	20	21 NJ 7 p.m.	22	23 NJ 12 p.m.
24	25	26 CAR 7 p.m.	27 PHI 7:30 p.m.	28		

## MARCH

SUN	MON	TUES	WED	THUR	FRI	SAT
					1	2 WPG 3 p.m.
3	4	5 BOS 7 p.m.	6	7 FLA 7 p.m.	8	9 NYI 1 p.m.
10 NYR 12:30 p.m.	11	12 CAR 7 p.m.	13	14 CAR 7 p.m.	15	16 BOS 1 p.m.
17 BUF 7 p.m.	18	19 PIT 7:30 p.m.	20	21 WPG 8 p.m.	22 WPG 7 p.m.	23
24 NYR 7 p.m.	25	26 NYI 7 p.m.	27	28	29	30 BUF 7 p.m.
31 PHI 7:30 p.m.						

## APRIL

SUN	MON	TUES	WED	THUR	FRI	SAT
	1	2 CAR 7 p.m.	3	4 NYI 7 p.m.	5	6 FLA 7:30 p.m.
7 TB 7 p.m.	8	9 MTL 7:30 p.m.	10	11 CAR 7 p.m.	12	13 TB 7 p.m.
14	15	16 TOR 7 p.m.	17	18 OTT 7:30 p.m.	19	20 MTL 7 p.m.
21	22	23 WPG 7 p.m.	24	25 OTT 7 p.m.	26	27 BOS 7 p.m.
28	29	30				



Home Game



Away Game

All times listed are Eastern  
Game times subject to change



# Table of Contents

## INTRODUCTION

2012-13 Schedule .....	1
Table of Contents .....	2
Media Information .....	3-4
Staff Directory .....	5-6
Verizon Center .....	7-9
Kettler Capitals Iceplex .....	10

## OWNERSHIP & FRONT OFFICE

Ted Leonsis .....	12
Dick Patrick .....	13
Monumental Sports & Entertainment .....	14-16
George McPhee .....	17
Hockey Operations .....	18
Adam Oates .....	19-20
Assistant Coaches .....	21-22
Training & Equipment Staff .....	23-24
Scouting & Hockey Operations Staff .....	25
Hershey Bears/Reading Royals .....	26-27
Caps in Our Community .....	28-33

## PLAYERS

Training Camp Roster/Schedule .....	36-37
Karl Alzner .....	38-39
Nicklas Backstrom .....	40-41
Jay Beagle .....	42-43
Troy Brouwer .....	44-45
John Carlson .....	46-47
Jason Chimera .....	48-49
Joey Crabb .....	50-51
John Erskine .....	52-53
Eric Fehr .....	54-55
Mike Green .....	56-57
Roman Hamrlik .....	58-59
Matt Hendricks .....	60-61
Jack Hillen .....	62-63
Braden Holtby .....	64-65
Marcus Johansson .....	66-67
Brooks Laich .....	68-69
Michal Neuvirth .....	70-71
Dmitry Orlov .....	72-73
Alex Ovechkin .....	74-77
Mathieu Perreault .....	78-79
Tom Poti .....	80-81
Mike Ribeiro .....	82-83

Jeff Schultz .....	84-85
Joel Ward .....	86-87
Wojtek Wolski .....	88-89
In the System .....	90-99
Future Caps .....	100-106

## 2011-12 YEAR IN REVIEW

NHL Standings, Statistics and Awards .....	108
Capitals Notes .....	109-111
Capitals Statistics and Results .....	112-119
Highs, Lows and Streaks .....	120
Shootouts & Penalty Shots .....	121
Individual Game-by-Game Statistics .....	122-129
Goals and Shots by Period .....	130
Injuries and Transactions .....	131

## TEAM HISTORY

Year-by-Year Results .....	133
Year-by-Year Leaders .....	134
Career Leaders .....	135
Single-Season Leaders .....	136
Season-by-Season Recaps .....	137-173
General Managers, Head Coaches & Captains .....	174
All-Time Player Register .....	175-200
All-Time Goaltender Register .....	201-203
All-Time Sweater Numbers .....	204-206
Retired Numbers .....	207
Uniform History .....	208
All-Time Draft Selections .....	209-212
Transactions .....	213-219
All-Time Record vs. NHL Franchises .....	220
Game-by-Game Results by Team .....	221-227
Longest Streaks by Season .....	228
Special Teams and Attendance .....	229
Opening Games and Holidays .....	230
Hat Tricks .....	231-233
Shootouts .....	234-236
Overtime .....	237-238
Shootouts .....	239
Penalty Shots .....	240
Capitals and Verizon Center Firsts .....	241
Capitals NHL Award Winners .....	242-244
All-Star Game .....	245
Record Book .....	246-250

## PLAYOFF HISTORY

Year-by-Year Results .....	252
All-Time Playoff Scoring .....	253-254
Career Leaders .....	254
All-Time Goaltending .....	255
Overtime .....	256
Hat Tricks and Penalty Shots .....	257
Game-by-Game Results .....	258-262
Year-by-Year Statistics .....	263-266
Record Book .....	267-269

## OPPONENTS

Series History and 2011-12 Reviews .....	272-329
--	---------

## MISCELLANEOUS

NHL Directory .....	331
NHL On-Ice Officials .....	332
Capitals Broadcasters .....	333-334
Washington, D.C. .....	335

## 2012-13 WASHINGTON CAPITALS OFFICIAL GUIDE

**Written, edited and designed by the Washington Capitals media relations staff:**  
Sergey Kocharov, Ben Guerrero, Megan Eichenberg

**Cover Design:** Andy Mattice

**Special Thanks:** Kurt Kehl, Mike Vogel, Elizabeth Wodatch, Katy Headman, Kris Wagner, Don Fishman, Michelle Trostle, The Elias Sports Bureau, Bob Waterman

**Photography:** Patrick McDermott, NHL Images/Getty Images Staff, Bruce Bennett, Rafael Suanes, Mitchell Layton, Greg Fiume, Washington Capitals Archives


**Updates:** Updates to this guide will be posted periodically during the season in .pdf form on the club's website, WashingtonCaps.com, under the "Team" tab.

## Washington Capitals

Kettler Capitals Iceplex  
627 N. Glebe Rd., Suite 850  
Arlington, VA 22203  
202.266.2200  
Fax: 202.266.2360  
WashingtonCaps.com



# Media Information



## **SERGEY KOCHAROV**

Senior Director of Communications  
Office: 202.266.2356  
Cell: 703.405.0984  
skocharov@washcaps.com  
Twitter - @SergeyKocharov



## **BEN GUERRERO**

Manager of Media Relations  
Office: 202.266.2357  
Cell: 925.487.7431  
bguerrero@washcaps.com  
Twitter - @BRGuerrero



## **MEGAN EICHENBERG**

Communications Coordinator  
Office: 202.266.2310  
Cell: 540.903.1627  
meichenberg@washcaps.com  
Twitter - @MegEic

**MEDIA RELATIONS INTERN:** Isabelle Franklin (prassistant@washcaps.com)

**VERIZON CENTER GAME-NIGHT STAFF:** Conor Beamer, Chris Liotta, Emily McGee, Kacie Nolan, Arik Parnass, Jackie Shewmaker, Brittany Vanderpool, Oksana Zolotar

**MONUMENTAL SPORTS & ENTERTAINMENT COMMUNICATIONS:** Kurt Kehl (O: 202.266.2354; kkehl@monumentalsports.com)

## **PRACTICE SCHEDULE**

WashingtonCaps.com under "Schedule"

Updates provided on Caps Today and twitter.com/CapitalsPR

The Washington Capitals media relations staff works to provide information about the team and access to players, coaches and management in a timely manner for members of the media.

## **CREDENTIALS & MEDIA SERVICES**

### **Media Entrance**

Media attending home games and morning skates will no longer be able to access the event level through stairwell one; all entry to the building must now go through security control (located on 6th street between F and G). Credentials to Capitals games may be picked up at the media entrance, which is open from three hours prior to game time until the midway point of the first period. All media must show a photo ID and are subject to a security search.

### **Media Credentials**

Credentials are issued to media who cover the Capitals both seasonally and on a game-by-game basis and are required for admission to the media areas at both Verizon Center and Kettler Capitals Iceplex. All credentials must include the bearer's name and affiliation and are non-transferable.

Season credentials: All season credentials are issued prior to the season. Season credentials do not guarantee a seat in the press box; credential holders must contact a member of the Capitals media relations staff in advance in order to reserve seating. A media credential cannot be used to sit in spectator seating areas.

Media who do not have a season credential may apply for single-game credentials. These requests must be received no later than 3 p.m. the day prior to a game. Please direct all credential requests to communications coordinator Megan Eichenberg (MEichenberg@washcaps.com). The credential is good only for the game printed on the tag and must be displayed to Verizon Center security personnel to gain entry to restricted media areas. A letter on file from the sports editor, news director, etc., addressed to the Media Relations Department, Washington Capitals, 627 N. Glebe Rd., Suite 850, Arlington, VA 22203, will facilitate the issuing of this type of credential.

Non-North American media outlets are required to request media credentials through the National Hockey League by contacting David Keon at dkeon@nhl.com.

Capitals media credentials are issued to print, television, radio and online media outlets that adhere to professional standards, regularly produce quality content and have a demonstrated audience. Space limitations may impact the decision to grant credentials. The final decision on all applications for media credentials rests with the Capitals media relations staff; we reserve the right to revoke media credentials at any time.

### **News Releases**

Accredited members of the media who would like to receive Capitals news releases via e-mail should contact a member of the media relations staff with an e-mail address. Among our releases is "Caps Today," sent daily during the season, which includes an updated practice schedule, recent transactions and the top storyline of the day.

### **Audio Files**

The Capitals regularly post updated audio files in mp3 format on their website, WashingtonCaps.com and on twitter.com/CapitalsPR. Radio stations, websites and other media are welcome to utilize these audio clips.

## **MISCELLANEOUS NUMBERS**

Media Relations Fax: 202.266.2360

Verizon Center Press Room: 202.628.3200 x7500

Verizon Center Press Box: 202.628.3200 x7600

Verizon Center Press Room Fax: 202.661.5011

## **Twitter**

Media who would like to receive updates on practice times and other breaking news via twitter or text message can sign up for the team's media Twitter feed at twitter.com/CapitalsPR. The team also maintains a general Twitter feed at twitter.com/washcaps.

## **NHLMedia.com**

The NHL's password-protected media site includes statistics, press releases, game notes, credential applications and pdf files of every team's media guide. To access the site, visit <http://media.nhl.com>.

## **MEDIA FACILITIES – VERIZON CENTER**

### **Press Work Area and Press Lounge**

The press work area and press lounge are located on the Event Level (ice level). The press lounge is located directly adjacent to the media work area. Meals are served buffet style, catered by Aramark, two hours prior to game time. Media members will be charged \$10 per meal (receipts provided). All food must be consumed in the press lounge and may not be taken to the press box. The press work area is located adjacent to the press lounge. There are reserved seats for beat media and additional work spaces with telephones and wireless Internet access.

### **Press Box**

The press box is on the sixth floor of Verizon Center on the penalty box side of the ice. Seats are on an assigned basis only. Please check the seating charts in the press room or press box, or check with the press box attendant for your seat assignment. The press box features wireless Internet access.

In order to ensure seating in the press box, it is necessary for all media to notify the Capitals media relations staff of their attendance by 3 p.m. the day prior to the game. If you do not have an assigned seat, please check with a member of the media relations staff.

### **Media Parking**

Media parking at Verizon Center is extremely limited and assigned prior to the season. There are numerous lots within walking distance of Verizon Center, and Verizon Center is adjacent to the Gallery Place/Chinatown Metro Station. Gallery Place can be reached on the Red, Yellow and Green lines. It is also one stop away from Metro Center, which provides service to the Blue and Orange lines. Metro will remain open at least one hour after the conclusion of any playoff games that go into overtime.

### **Photography**

Verizon Center has a limited number of photo positions. All photo positions will be assigned prior to the game by team photographer Patrick McDermott (202.431.4526 cell). Daily print and wire services receive priority for the prime positions. Freelance photographers will not receive credentials; all photographers must be on assignment. Still photographers must receive permission in advance from a member of the media relations staff for postgame admission to the Capitals locker room.

## **MEDIA FACILITIES – KETTLER CAPITALS ICEPLEX**

### **Work Room**

Kettler Capitals Iceplex features a media work room adjacent to the ice, near the entrance of the Capitals locker room. The work room features ethernet cables and complimentary wireless Internet access.

## **MEDIA ACCESS AND INTERVIEWS**

### **Practice Sessions**

The media has access to all team practices at all practice facilities, including game-day skates, in accordance with the NHL Media Regulations. The media is allowed to enter the team locker room five minutes after the first regular player who has participated in the entire practice leaves the ice. In the



# Media Information

event of a team meeting, the media will be allowed access immediately following the conclusion of the meeting. The locker room is closed to the media prior to and during practice.

Per NHL Media Regulations, media access at Kettler Capitals Iceplex is limited to the team's main locker room and the entrance to the locker room. All other areas of the training center are off limits to media.

Capitals game-day skates are typically held at 10 a.m. at Kettler.

## Pregame

The Capitals locker room is closed prior to game time, although requested players will be made available during a 30-minute window beginning two hours prior to faceoff, with priority given to broadcast rightsholders.

Television networks, including rightsholders, requesting pregame interviews with a player are asked to request these times prior to or during the morning skate. Head coach Adam Oates is available to the media following all morning skates at Kettler Capitals Iceplex. Those media members who are unable to attend that day's morning skate and wish to interview Oates at Verizon Center must contact Capitals senior director of communications Sergey Kocharov (skocharov@washcaps.com) prior to the morning skate to arrange a time to meet with Oates before the game.

## Postgame

The Capitals locker room will be open to working media five minutes after the conclusion of the game. Head coach Adam Oates's press conference will follow approximately 15 minutes after the game in the Interview Room (adjacent to the Press Room)

If the media wishes to interview a player who is not present in the locker room, contact a Capitals media relations representative who will locate the player.

## Video

All outlets are prohibited by the National Hockey League from shooting game footage of any Capitals game being played at Verizon Center.

Television and online outlets are welcome to shoot Capitals practices, but are restricted to broadcasting five minutes of on-ice video content from any one practice. There is no limit to the length of interviews that outlets may broadcast.

## Players' Personal Telephone Numbers

At no time will a player's home or mobile phone number be released to either the media or the public unless the player specifically authorizes such release. Members of the media attempting to reach

players must do so through the Capitals media relations staff; failure to do so, regardless of a media member's existing relationship with a player, may result in forfeiture of credentials.

## Team Medical Rooms

Team medical rooms located at Verizon Center, Kettler Capitals Iceplex or any other practice facility are off limits to the media at all times.

## Autographs

Media attending Capitals practices or games are strictly forbidden from requesting autographs. Any person with a media pass observed asking players for autographs will be asked to leave and may not be granted credentials in the future.

## DIRECTIONS TO VERIZON CENTER

**From National Airport** – Take I-395 North to 12th Street exit (stay left) ... right onto Constitution Avenue, NW ... left onto 6th Street, NW

**From BWI Airport** – Take Baltimore/Washington Pkwy. (I-295 South) to US Rt. 50 ... US Rt. 50 West toward Washington (New York Avenue, NE) ... left on 6th Street, NW

**From Dulles Airport** – Take Dulles Toll Road (Rt. 267 East) to I-66 East (becomes Constitution Avenue, NW) ... left on 6th Street, NW

**From Metrorail** – Verizon Center is located at the Gallery Place/Chinatown stop on the Red, Yellow and Green lines and just blocks from Metro Center on the Orange and Blue lines

## DIRECTIONS TO KETTLER CAPITALS ICEPLEX

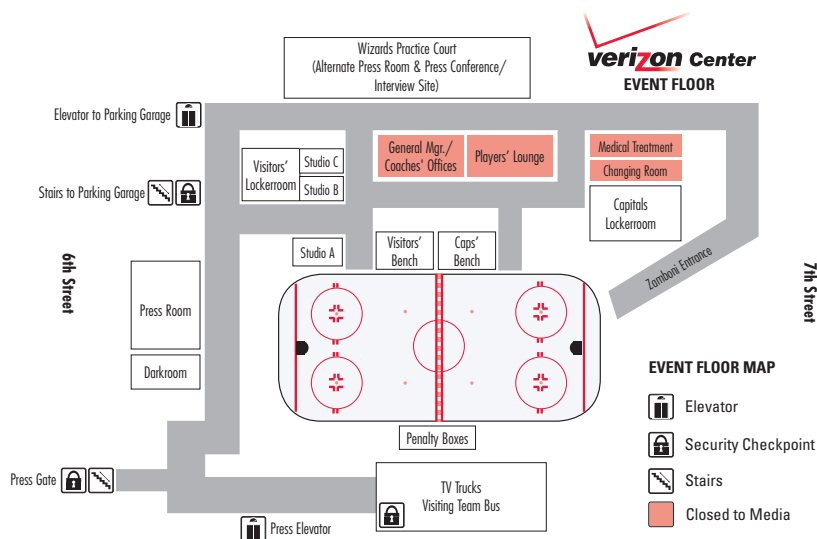
**From Washington, D.C.** – Take Constitution Ave. west, toward the Lincoln Memorial ... take I-66 West ... take exit 71/Glebe Rd. and take a left on to Glebe Rd. ... pass Wilson Blvd. and the rink is on the eighth level of the parking garage attached to Ballston Common Mall.

**From National Airport** – Take George Washington Parkway North toward Arlington ... take I-66 West ... take exit 71/Glebe Rd. and take a left on to Glebe Rd. ... pass Wilson Blvd. and the rink is on the eighth level of the parking garage attached to Ballston Common Mall.

**From Dulles Airport** – Dulles Toll Road (Rt. 267 East) to I-66 ... take I-66 East ... take exit 71/Glebe Rd. and take a right on to Glebe Rd. ... pass Wilson Blvd. and the rink is on the eighth level of the parking garage attached to Ballston Common Mall.

**From BWI Airport** – Take I-195 West to I-95 ... take I-95 South to the Capital Beltway (I-495) ... take I-495 West into Virginia ... take George Washington Parkway South ... take I-66 West ... take exit 71/Glebe Rd. and take a left on to Glebe Rd. ... pass Wilson Blvd. and the rink is on the eighth level of the parking garage attached to Ballston Common Mall.

**From Metrorail** – Kettler Capitals Iceplex is located two blocks from the Ballston stop on the Orange line ... Follow Stuart Street (or take the skywalk) to Ballston Common Mall and take the parking garage elevators to the eighth level.



# Washington Capitals Club Directory

Kettler Capitals Iceplex • 627 North Glebe Road, Suite 850 • Arlington, VA 22203

## Ownership (Monumental Sports & Entertainment)

Founder, Chairman, Majority Owner and Chief Executive Officer	Ted Leonsis
Vice Chairman, Chief Operating Officer and Capitals President	Dick Patrick
Vice Chairman	Raul Fernandez
Vice Chairman	Sheila Johnson
MSE Partner	Scott Brickman
MSE Partner	Neil Cohen
MSE Partner	Jack Davies
MSE Partner	Richard Fairbank
MSE Partner	Michelle D. Freeman
MSE Partner	Richard Kay
MSE Partner	Jeong Kim
MSE Partner	Mark D. Lerner
MSE Partner	Roger Mody
MSE Partner	Anthony Nader
MSE Partner	Fred Schaufeld
MSE Partner	Earl Stafford
MSE Partner	George Stamas
MSE Partner	Cliff White

## Hockey Operations

Vice President & General Manager	George McPhee
Assistant General Manager, Dir. of Legal Affairs	Don Fishman
Assistant General Manager, Player Personnel	Brian MacLellan
Head Coach	Adam Oates
Assistant Coach	Calle Johansson
Assistant Coach	Tim Hunter
Assistant Coach	Blaine Forsythe
Director of Goaltending and NHL Goaltender Coach	Dave Prior
Associate Goaltending Coach	Olie Kolzig
Strength and Conditioning Coach	Mark Nemish
Video Coach	Brett Leonhardt
Physiologist	Jack Blatherwick
Director of Team Operations	Katy Headman
Hockey Operations Assistant	Evan Gold
Manager of Team Services	Ian Anderson
Head Coach, Hershey Bears	Mark French
Assistant Coach, Hershey Bears	Troy Mann

## Scouting Staff

Director of Player Development	Steve Richmond
Director of Amateur Scouting	Ross Mahoney
Director of Scouting Operations	Kris Wagner
Pro Scout	Jason Fitzsimmons
Pro Scout	Chris Patrick
Pro Scout	Martin Pouliot
Amateur Scout	Steve Bowman
Amateur Scout	Alan Haworth
Amateur Scout	Phil Horner
Amateur Scout	Ed McColgan
Amateur Scout	Wil Nichol
Amateur Scout	A.J. Toews
Amateur Scout	Darrell Baumgartner
Amateur Scout	Terry Richardson
European Scout	Vojtech Kucera
European Scout	Petri Skriko
European Scout	Mats Weiderstal

## Medical Staff

Head Athletic Trainer	Greg Smith
Assistant Athletic Trainer	Ben Reisz
Massage Therapist	Curt Millar
Head Team Physician	Ben Shaffer, MD
Team Internist	Chris Walsh, MD
Team Ophthalmologist	Thomas Clinch, MD
Team Dentist	Thomas Lenz, DDS, PC

## Equipment Staff

Head Equipment Manager	Brock Myles
Assistant Equipment Manager	Craig Leydig
Equipment Assistant	Dave Marin

## Monumental Sports Executives

Chief Financial Officer	Peter Biche
Executive Vice President and General Counsel	Randy Boe
Senior Vice President of Team Finance	Keith Burrows
Senior Vice President, Chief Marketing Officer	Joe Dupriest
Senior Vice President of Corporate Partnerships	Tom Hunt
Senior Vice President of Corporate Communications	Kurt Kehl
Senior Vice President of Executive Suites	Rick Moreland
Senior Vice President of Human Resources	Kelly Skoloda
Senior Vice President and General Manager of Verizon Center	David Touhey
Vice President of Administration	Michelle Trostle
Senior Vice President of Ticket Sales and Service	Jim Van Stone

## Administration

Senior Director of Information Technology	Brian McPartland
Office Assistant	Valerie Garrett
Receptionist	Chuquita Pettus
Chief Building Engineer	Larry Hollen
Building Engineer	Pedro Pena

## Communications

Senior Director of Communications	Sergey Kocharov
Manager of Media Relations	Ben Guerrero
Communications Coordinator	Megan Eichenberg
Executive Director, MSE Foundation	Elizabeth Wodatch
Director of Community Relations	Nadia Wajid
Senior Editor and Content Strategist	Mike Vogel
Digital Content Producer	James Heuser
Director of Radio Broadcasting/Radio Play-by-Play	John Walton
Radio Analyst	Ken Sabourin

## Marketing

Senior Director of Marketing	Kim Frank
Assistant Manager of Promotions	Lauren Gilmore
Assistant Manager of Amateur Hockey & Fan Development	Peter Robinson
Marketing Coordinator	Hal Speisman
Graphic Designer	Andrew Mattice
Senior Director of Digital Media	Mike Hutchinson
Digital Media Coordinator	Honor Humphrey
Director of Game Entertainment & TV Production	Mike Wurman
Game Entertainment Coordinator	Tyler Hines
Director of Analytics and CRM	Tom Nagle
Senior Manager of CRM	Ema Gantcheva
Manager, CRM	Megan Bell
Mascot Coordinator	Kevin Giambi



# Washington Capitals Club Directory

## Corporate Partnerships

Vice President of Partnership Marketing .....	Shari Howard
Senior Director of Corporate Partnerships .....	Roger Moskowitz
Senior Director of Corporate Partnerships .....	Lew Strudler
Director of Corporate Partnerships .....	Marco Gentile
Director of Corporate Partnerships .....	Bruce Zalbe
Director of Corporate Partnerships .....	Rob Hur
Corporate Partnerships Account Executive.....	Greg Roberts
Director of Corporate Partnerships .....	Kathy Devine
Senior Manager of Partnership Marketing .....	Letitia Petrillo
Partnership Marketing Manager .....	Mindy Pipes
Partnership Marketing Manager .....	Tara Jackson
Partnership Marketing Manager .....	Lindsey Arnold
Partnership Marketing Manager .....	Cathy Jerome
Partnership Marketing Manager .....	Jenna Ross
Partnership Marketing Manager .....	Rebecca Johansson
Partnership Marketing Coordinator .....	Lauren McDermott

## Finance

Director of Accounting.....	Jill Ruehle
Accounts Payable Manager .....	Melanie Rowell
Staff Accountant.....	Adam Haney

## Ticket Sales & Service


Senior Director of Guest Services .....	Greg Monares
Director of Guest Services .....	Rick Olivieri
Guest Services Specialist .....	Katie Bortnick
Guest Services Specialist .....	Connery Flanagan
Guest Services Specialist .....	Becca Goodstein
Guest Services Specialist .....	Justin Franke
Guest Services Specialist .....	Preston Davies
Guest Services Specialist .....	Greg Gosselin
Guest Services Specialist .....	Scott Haberle
Guest Services Specialist .....	Kelly Jones
Guest Services Specialist .....	Alex Spitzel
Guest Services Specialist .....	Ben Sugarman
Senior Director of Ticket Operations .....	Chris Sheap

Director of Ticket Operations.....	Jordan Cookler
Manager of Ticket Operations .....	Steve Kaufman
Assistant Manager of Ticket Operations.....	Jill Salisbury
Senior Director of Ticket Sales.....	Anthony Aspaas
Ticket Operations Coordinator.....	Christian Jensen
Director of Ticket Analytics .....	Josh Brickman
Senior Director of Group & Arena Event Sales.....	Darren Montgomery
Director of Arena Events.....	Jill Buxbaum
Director of Group & Arena Event Sales .....	Jeff Keeney
Senior Manager of Corporate Sales .....	Jimm Bonk
Senior Manager of Corporate Sales .....	Jim Anderson
Senior Manager of Corporate Sales .....	Pete Sekulow
Senior Manager of Corporate Sales .....	Steve Zarick
Manager of Group Sales .....	Alan Fontane
Manager of Group Sales .....	Ashley Miller
Manager of Group Sales .....	Lauryn Scott
Manager of Group Sales .....	Brian Dean
Manager of Group Sales .....	Ralph Wong
Manager of Group Sales .....	Anthony Caddell
Manager of Group Sales Marketing.....	Erin Mitchell
Director of Amateur Hockey Sales .....	Tim Brounaugh
Senior Regional Sales Manager .....	Nova Ackerman
Senior Regional Sales Manager .....	Travis Gendron
Senior Regional Sales Manager .....	Vlady Entin
Regional Sales Manager .....	Jaclyn Benjamin
Regional Sales Manager .....	Joshua Gains
Regional Sales Manager .....	Jim Minichiello
Regional Sales Manager .....	Evan Waghelstein

## Television Rights Holder

Television Rights Holder.....	Comcast SportsNet
Television Play-by-Play .....	Joe Beninati
Television Analyst.....	Craig Laughlin
Television Reporter.....	Al Koken
Studio Analyst .....	Alan May
Television Reporter.....	Jill Sorenson

# Verizon Center



Verizon Center is a 20,000-seat multi-purpose sports and entertainment venue, owned and operated by Monumental Sports & Entertainment, in the Penn Quarter neighborhood of Chinatown in downtown Washington, D.C. The arena is home to the NHL's Washington Capitals, the NBA's Washington Wizards, the WNBA's Washington Mystics, and the NCAA's Georgetown Hoyas men's basketball team. Boasting an average of 220 events per year, Verizon Center is the heart of a \$6.84 billion redevelopment that began almost 15 years ago when the arena was envisioned and built by late owner Abe Pollin and his wife, Irene Pollin, after previously building the Capital Centre arena in Landover, Md. Since the Pollins realized their vision on Dec. 2, 1997, with the opening of the privately financed new arena in downtown Washington, 35.9 million people have attended more than 3,027 events.

The surrounding neighborhood throughout the years has been rejuvenated by a plethora of restaurants, condominiums and businesses, making the Seventh Street corridor an entertainment destination.

Accrediting the revitalization of the downtown neighborhood to late owner Abe Pollin, and his wife Irene Pollin, for building Verizon Center (formerly known as MCI Center), the District of Columbia renamed the street in front of Verizon Center "Abe Pollin Way" in 2007.

In June 2010, Ted Leonsis became the majority owner of Verizon Center and formed Monumental Sports & Entertainment. The newly formed entity includes ownership of the NBA's Washington Wizards, the NHL's Washington Capitals, the WNBA's Washington Mystics and Verizon Center. Monumental Sports & Entertainment also manages Kettler Capitals Iceplex and the Patriot Center at George Mason University.

As an arena in the heart of downtown Washington, D.C., Verizon Center has hosted a multitude of high-profile events in its history, ranging from the 1998 Stanley Cup Final to the NBA (2001) and WNBA (2002, 2007) All-Star games to the 2003 World Figure Skating Championship, the 2005 ACC Tournament, the first and second rounds of the NCAA Division I men's basketball tournament (1998, 2002, 2008) as well as the second and third rounds (2011), the 2006 Washington Regional Round and the 2009 NCAA Frozen Four men's hockey championship. In 2013 the arena will again host the Washington Regional Round of the NCAA Division I men's basketball tournament for the second time.

Entertainment at the arena would not be complete without concerts and family shows

ranging from all-time greats to current-day chart-topping artists. In the nearly 15-year history of the arena some of the artists who have roamed the halls and mastered the stage at Verizon Center include: U2, Justin Timberlake, The Three Tenors, Barbra Streisand, Bon Jovi, Prince, Tim McGraw & Faith Hill, Beyonce, the Dalai Lama, Keith Urban, Jeff Dunham, Christina Aguilera, Disney on Ice and WWE.

In terms of history, only two events have taken place each of the past 14 ½ years at Verizon Center, as well as each of the past 38 plus years dating back to the old Capital Centre arena making them the longest tenured events between both buildings: the Harlem Globetrotters (1973) and the Washington International Horse Show (1975).

Located within the arena are 106 luxury suites, a high-definition center-hung scoreboard, an indoor basketball practice facility and 10 dressing rooms. The arena offers a variety of concession stands and restaurants with menu choices ranging from pizza at Papa John's to donuts at Dunkin' Donuts. Additional arena fare includes hot dogs, crab cakes, chicken fingers and deli sandwiches. Kosher, vegetarian, vegan and gluten-free options are also available.

Other amenities in the arena include the private Owner's Club, the private Acela Club restaurant for club members, the Dewar's 12 Coaches Club, The Player's Club, The Clubhouse, Volkswagen Theatre, The Greene Turtle Sports Bar & Grille, Team Store and VIDA Fitness and Bang Salon.


## EXECUTIVE SUITES/PARTY PAVILION

A great way to enjoy events at Verizon Center is to entertain some friends and family or business associates in one of the 106 executive suites. The executive suites feature between 12 and 24 seats, a private seating area, refrigerator, a flat screen television and a private restroom. Additional VIP benefits for guests include membership to the Acela Club restaurant, early and late entry to events and access to premium food catering services by Levy Restaurants as they watch more than 220 sporting events and concerts held annually at Verizon Center.

The Captain Morgan Party Pavilion, overlooking the main floor of the arena, is another exciting option for entertaining up to 99 guests. The party pavilion features a glass-enclosed suite that can be customized for meetings and hospitality purposes and can be rented on an event-by-event basis. Entertaining can be broken down into a group of 34, 65 or 99 guests in the party pavilion. Premium catering and food service options are also offered by Levy Restaurants.



# Verizon Center



## HIGH-DEFINITION SCOREBOARD AND LINEAR LED BOARDS

Debuted during the 2007-2008 season, the high-definition LED scoreboard was the first true indoor high-definition scoreboard of its kind for arenas. The center-hung scoreboard exclusively features the Diamond Vision LED Fascia, corner stat displays and video boards driven by ANC Sports' patent pending VisionSOFT operating system. Sitting at 14 feet 5 inches high by 25 feet 2 inches wide, the new scoreboard provides the highest clarity of all the action, including video playback, and exhibits more than 68 billion colors. The scoreboard features four 6 millimeter video screens, four 10 millimeter LED video matrixes measuring 5 feet by 25 feet, and two 20 millimeter LED rings. More than 1,000 feet of linear LED boards encompass the upper bowl of the arena, as well as 400 feet of LED boards surrounding the lower bowl of the arena with full motion signage. Four additional LED displays highlight the top corners of the arena offering animation, 3D graphics and advertisements.

## BASKETBALL PRACTICE FACILITY

The Washington Wizards and the Washington Mystics have an NBA/WNBA regulation size practice court inside the arena where all team practices are held. Located on the event level, players have easy access to and from the court. The practice court is also used for special events such as large news conferences and receptions.

## LOCKER ROOMS/DRESSING ROOMS

Backstage at Verizon Center are 10 dressing rooms, including the Wizards, Capitals, Mystics and Hoyas team locker rooms and NBA and NHL visitor's and officials locker rooms. The Wizards and Capitals locker rooms include a training room, steam room, hydrotherapy pool, team lounge and weight room.

## OWNER'S CLUB

A premium benefit for VIP owner's seats full season-ticket holders is the Owner's Club. The club provides unlimited fine dining and a complimentary full-service bar in an ultimate setting. Accessible pregame, in-game and postgame for Wizards home games, the club provides sole access for the 16 owner's seats full season-ticket holders and Monumental Sports & Entertainment's ownership group and their guests.

## ACELA CLUB RESTAURANT

The Acela Club is a sophisticated and energetic restaurant available for club members and their guests offering a five-star Chef's Table buffet and a full a la carte menu. The restaurant overlooks the court and the ice and combines gourmet dining with world-class service from Levy Restaurants. The Acela Club is also used for private events.

## DEWAR'S 12 COACHES CLUB

Washington Wizards, Washington Capitals, Washington Mystics and Georgetown Hoyas Gold VIP ticket holders can enjoy the Dewar's 12 Coaches Club before, during and after games. Located on the event floor, this private lounge serves hors d'oeuvres and beverages in the perfect setting.

## THE PLAYER'S CLUB

Located on the Lexus Suite Level, The Player's Club is a members-only club offering a unique blend of seating, fine dining, entertainment and separate meeting spaces. The 5,000 square-foot space features a plush décor with lavish wood finishes inclusive of a full-bar with top-

shelf selections, a pool table, private chilled wine coolers, a fireplace, wireless Internet access, private restrooms, premium catering services and leather stadium seating. Membership to the club includes year-round access to the Washington Wizards, Washington Capitals, Washington Mystics and Georgetown Hoyas home games with views overlooking the arena bowl and the National Portrait Gallery located next door to Verizon Center.

## THE CLUBHOUSE

The Clubhouse is located just inside Verizon Center's main lobby on F Street on the second floor. Open an hour before and an hour after events, The Clubhouse offers a relaxing atmosphere for drinks, appetizers and a main course.

## VOLKSWAGEN THEATRE

A perfect setting for business meetings throughout the year and special events, the 100-seat Volkswagen Theatre is located on the fourth level of Verizon Center. The theatre-style room offers a large telescreen display for presentations and a full sound system.

## THE GREENE TURTLE SPORTS BAR & GRILLE

Opening their first franchise location outside of the state of Maryland, The Greene Turtle Sports Bar & Grille is the perfect setting to catch a bite to eat and drink before, during or after a game or event at Verizon Center. Based out of Ocean City, Md., The Greene Turtle Sports Bar & Grille offers an appetite for all at an affordable price.

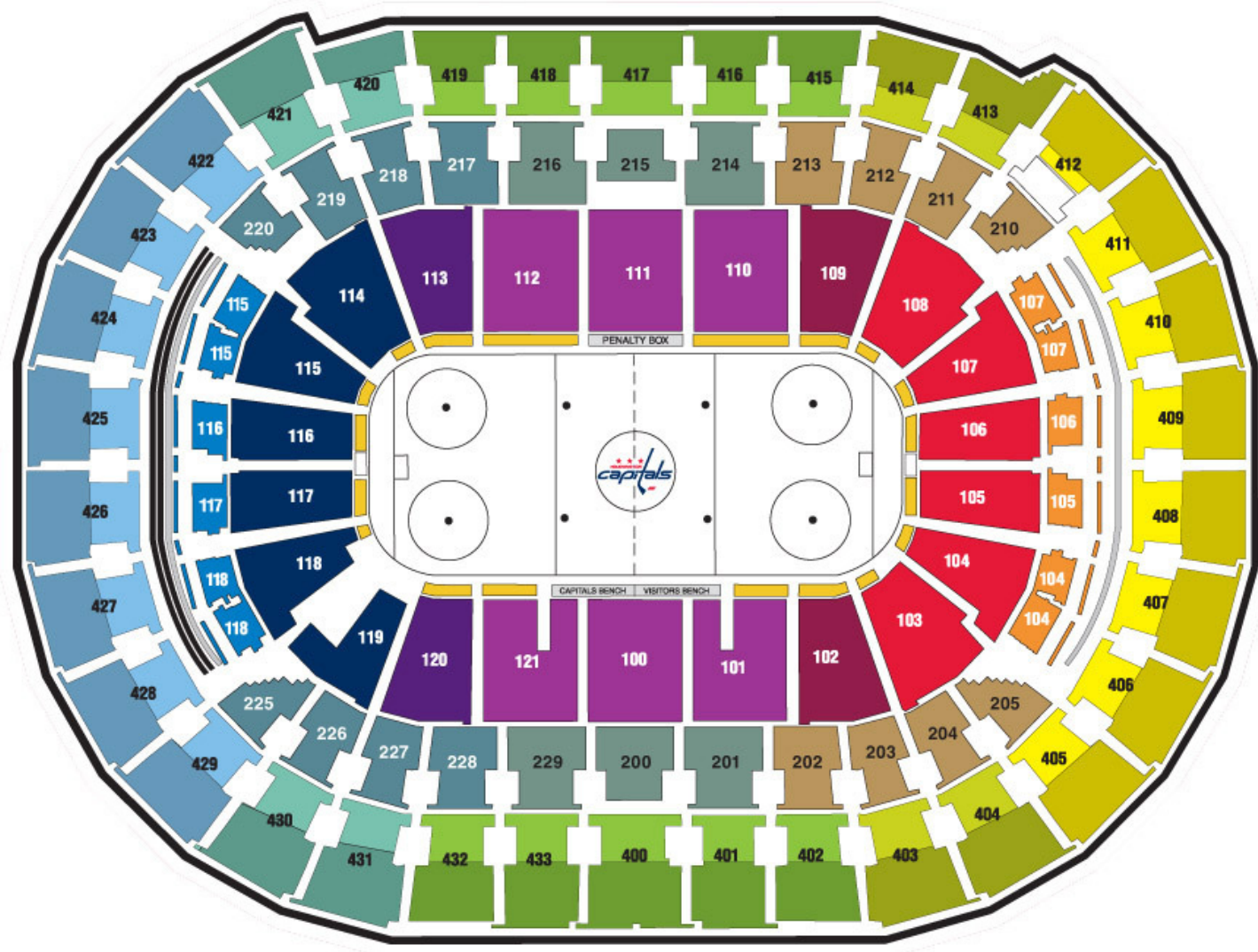
## TEAM STORE

Team Store, located just inside Verizon Center's main lobby on F Street, is every patron's favorite place to shop. The store offers team merchandise for the Washington Wizards, Washington Capitals, Washington Mystics and the Georgetown Hoyas men's basketball team.

## VIDA FITNESS AND BANG SALON

Located at the corner of Seventh and F Streets NW, VIDA Fitness is redefining fitness in Washington, D.C. The perfect place to work on your mind, body and spirit to achieve a fuller and more balanced life, VIDA Fitness offers a calming and rejuvenating space that incorporates all of the senses. The 28,000 square foot space brings state-of-the-art fitness equipment, group programming in yoga and pilates, mixed martial arts by Team Lloyd Irvin and two endless pools exclusive to the club. Bang Salon/Spa caps off the experience by offering cuts to color, facials to hair removal and a head-to-toe selection of salon and spa services including Japanese soaking tubs.

# Verizon Center



## SINGLE-GAME TICKET INFORMATION

For individual-game tickets please call 202-397-SEAT or order online at [WashingtonCaps.com](http://WashingtonCaps.com) and [Ticketmaster.com](http://Ticketmaster.com). You can also purchase in person at any Ticketmaster location or the Verizon Center Box Office.

## TICKET PLAN AND GROUPS INFORMATION

For information on Caps ticket plans and group sales, please call 202.266.CAPS (2277) or visit [WashingtonCaps.com](http://WashingtonCaps.com)

Verizon Center Box Office Hours:  
Monday – Saturday, 10 am – 5:30 pm

Accessible seating info 202-661-5065; TTY 202-561-5066.

# Kettler Capitals Iceplex



## KETTLER CAPITALS ICEPLEX

The Washington Capitals ushered in a new era for the franchise in 2006 with the opening of Kettler Capitals Iceplex, a community ice rink in Arlington, Va., that serves as the Capitals' training facility and home to the team's administrative offices. The project, a joint venture between the Washington Capitals and Arlington County, is located on the eighth level of the parking garage attached to the Ballston Common Mall.

The 137,000-square-foot facility includes two NHL-size ice rinks with seating for approximately 1,200, office space, two pro shops, a snack bar, media facilities and additional space for special events. The 20,000-square-foot, state-of-the-art training center for the Capitals features a large weight and fitness room, extensive athletic-training and medical facilities, spacious locker-room and lounge areas, a theater-style classroom and a high-tech video room.

Kettler Capitals Iceplex will host Capitals training camp for the sixth year in 2012. It has also played host to five Capitals summer development camps and the unveiling of the team's new logos and jerseys in 2007.

The structure was built atop the existing seven-story public parking garage at the corner of North Glebe Road and North Randolph Street in the heart of Ballston. The \$42.8 million project, designed by Architecture Inc. of Reston, Va., included the addition of an eighth level of parking to the garage. Kettler Capitals Iceplex is the only rink in the United States built eight or more stories above street level.

The facility is the first indoor ice rink inside the Capitol Beltway in Virginia and just the second facility of its kind anywhere inside the Beltway (Ft. DuPont Ice Rink in D.C. is the other). With the Orange Line reaching the Ballston Metro Station nearby, Kettler Capitals Iceplex is the only community rink located on the Metrorail system.

The two ice sheets offer an estimated 12,000 hours of ice time per year for use by youth, high school and college hockey teams, figure skating, synchronized skating, recreational skating, learn-to-skate programs and hockey and broomball. The Washington Little Capitals, a top tier 1 program, play at the facility as well as the recently developed Capitals Academy Travel teams and Rooftop Hockey House League. At least 500 hours of ice time are donated by the Capitals to Arlington County to offer the economically disadvantaged and physically and mentally challenged members of the community an opportunity to use the facility.

### Kettler Capitals Iceplex Quick Facts

**Location:** Arlington, Va.  
**Ice Sheets:** Two, 200' x 85'  
**Square Footage:** 137,000  
**Seating:** Approx. 1,200  
**Project Cost:** \$42.8 million  
**Architect:** Architecture Inc.  
**General Contractor:** Sigal Construction

### Address

627 N. Glebe Rd. Suite 850  
Arlington, VA 22203

### For More Information

To learn more about public skating, hockey, broomball and other activities at Kettler Capitals Iceplex:

**Visit:** [www.kettlercapitalsiceplex.com](http://www.kettlercapitalsiceplex.com)

**Write:** [info@kettlercapitalsiceplex.com](mailto:info@kettlercapitalsiceplex.com)

**Call:** 571.224.0555

### Directions

**From Washington, D.C. –** Take Constitution Ave. west, toward the Lincoln Memorial ... take I-66 West ... take exit 71/Glebe Rd. and take a left on to Glebe Rd. ... pass Wilson Blvd. and the rink is on the eighth level of the parking garage attached to Ballston Common Mall.

**From National Airport –** Take George Washington Parkway North toward Arlington ... take I-66 West ... take exit 71/Glebe Rd. and take a left on to Glebe Rd. ... pass Wilson Blvd. and the rink is on the eighth level of the parking garage attached to Ballston Common Mall.

**From Dulles Airport –** Dulles Toll Road (Rt. 267 East) to I-66 ... take I-66 East ... take exit 71/Glebe Rd. and take a right on to Glebe Rd. ... pass Wilson Blvd. and the rink is on the eighth level of the parking garage attached to Ballston Common Mall.

**From BWI Airport –** Take I-195 West to I-95 ... take I-95 South to the Capital Beltway (I-495) ... take I-495 West into Virginia ... take George Washington Parkway South ... take I-66 West ... take exit 71/Glebe Rd. and take a left on to Glebe Rd. ... pass Wilson Blvd. and the rink is on the eighth level of the parking garage attached to Ballston Common Mall.

**From Metrorail –** Kettler Capitals Iceplex is located two blocks from the Ballston stop on the Orange line ... Follow Stuart Street (or take the skywalk) to Ballston Common Mall and take the parking garage elevators to the eighth level.

# OWNERSHIP & STAFF





# Ted Leonsis

## Founder, Chairman, Majority Owner and Chief Executive Officer Monumental Sports & Entertainment

Ted Leonsis is founder, chairman, majority owner and CEO of Monumental Sports & Entertainment, which owns and operates the Washington Capitals (NHL), Washington Wizards (NBA), Washington Mystics (WNBA) and Verizon Center in downtown Washington, D.C. The partnership also operates Kettler Capitals Iceplex (the Washington Capitals' training facility and front office headquarters) and the George Mason University Patriot Center.

The company was formed in June 2010, serves a thriving regional sports community and is the only privately held company in a top 10 market to own and operate three professional sports teams and its arena. Mr. Leonsis has owned the Washington Capitals since the spring of 1999, and in that timeframe the team has won six Southeast Division titles, a Presidents' Trophy and has recorded more than 100 consecutive sellouts at Verizon Center.

Mr. Leonsis serves on the board of governors for the NBA and NHL as well as the executive committee of the NHL.

### AOL

During his almost 14-year career at AOL, Mr. Leonsis served as president of American Online Services Company, president of AOL Studios, president of AOL Web Properties, vice chairman and president of AOL Core Services, vice chairman and president of AOL Audience Business and vice chairman emeritus. The company recorded its greatest levels of innovation and growth under his leadership, and in May 2010 AOL named a central office tower The Leonsis Creative Center in his honor. Mr. Leonsis retired from active management of AOL in 2006.

### Venture Capital Investor

Mr. Leonsis is now a partner in the newly created "speed-up capital" Revolution Growth Fund II. In a 25-year period he has personally made investments and owned equity in numerous companies, including Groupon, Google, AOL, Revolution Money, AddThis, Preview Travel (Travelocity), GridPoint, Mahalo, MobilePosse, ObjectVideo, SB Nation, TidalTV, Zedge, Triporati, Personal, I-Village, Proxicom, ePals, SnagFilms and MediaBank. Most recently he led the Revolution Growth investments in FedBid, Resonate Networks and Echo360.

### Filmmaker and Digital Entrepreneur

Mr. Leonsis created and produced the award-winning film Nanking. The film premiered at the 2007 Sundance Film Festival and was awarded the Documentary Editors Award. The film went on to win the Peabody Award and the Emmy Award. The film was distributed theatrically, appeared on HBO and is one of the most viewed documentaries of all time because of its wide distribution in theater and on television throughout China. Mr. Leonsis also produced the documentary film Kicking It, which premiered at the 2008 Sundance Film Festival and aired on ESPN. He also produced A Fighting Chance, which aired on ESPN in 2010.

Mr. Leonsis is the founder, chairman and largest shareholder in SnagFilms, the web's leading online distribution channel for documentary and independent films. SnagFilms also owns and operates indieWIRE.com, the leading site for news and information about independent and documentary films. SnagFilms has more than 3,000 films in its digital library, and its iPad app is a top 10 entrant in the entertainment category.

### Board of Directors

Mr. Leonsis is an investor and serves on the board of directors of Groupon, where he is vice chairman, and AddThis. He also serves on the board of directors at American Express, where he heads the technology and innovation committee; Rosetta Stone; and Alcatel-Lucent, where he is on the technology committee. Mr. Leonsis also is on the board of directors of Georgetown

University, his alma mater. He also serves on the charity boards of DC CAP (District of Columbia College Access Program) and CSF – DC (College Success Foundation – District of Columbia).

### Philanthropy

Through the Leonsis Foundation, his sports teams, SnagFilms and his family's personal giving, more than 400 charities were served and supported during the last 12 months. Highlighted charities and causes include Best Buddies, DC Central Kitchen, See Forever Foundation, Venture Philanthropy Partners, Street Soccer USA, YouthAIDS, GlobalGiving.org, DC CAP, D.C. College Success Foundation, Potomac School, Georgetown University, Children's Hospital, Potomac Valley Amateur Hockey Association, Salvation Army Angle Tree, Alliance for Lupus Research, Serve DC, Fort Dupont Ice Arena and Ice Hockey Club, USO of Metropolitan Washington, Capital Area Food Bank, Flashes of Hope, Inova Health System Foundation, UNICEF, obesity prevention and numerous local schools, cancer research and awareness programs.

### Author

Mr. Leonsis has authored numerous books, including Blue Magic: The People, Power and Politics Behind the IBM PC and The Business of Happiness: 6 Secrets to Extraordinary Success in Work and Life.

### Interesting Facts

- \* Blogs daily at Ted's Take
- \* Purchased 100% of the Washington Capitals and 44% of the Washington Wizards and Verizon Center in 1999
- \* Purchased control of the Washington Mystics in 2005
- \* Acquired the remaining ownership stake in the Washington Wizards and Verizon Center in 2010
- \* The Mystics finished first in the Eastern Conference following the 2010 regular season
- \* Coined term "filmanthropy" to signify films that shine a light on important topics and activate charitable giving (2006)
- \* Created a 101-item life-list following an early 1980s reckoning and has checked off 82 of the 101 things to do
- \* Founder of the first new media company: Redgate Communications in 1986
- \* Coined the phrase "New Rules – New Media" in 1987
- \* Co-invented successful board game "Only in New York" (1983)
- \* Founder of six personal computer magazines between 1981 and 1988
- \* Served as mayor of Orchid, Fla. (1990-94)
- \* Worked at Wang Laboratories and Harris Corporation early in career

### Awards and Honors

- \*\* Washington Business Man of the Year
- \* Washingtonian of the Year
- \* Top 10 Creative Executives in America
- \* Top 20 Most Powerful People in Sports
- \* Lowell (Mass.) High School Alumni Hall of Fame
- \* Georgetown University John Carroll Award

### Personal

- \* Married to Lynn Leonsis; son, Zachary; daughter, Elle
- \* Family owns and lives in the historic Marwood Estates in Potomac, Md.



# Dick Patrick

## Vice Chairman and Chief Operating Officer, Monumental Sports & Entertainment, President, Washington Capitals

Dick Patrick, along with Ted Leonsis, is one of the original partners in the group that became Monumental Sports & Entertainment. As the vice chairman and chief operating officer, Mr. Patrick assists Leonsis in all facets of owning three professional sports franchises – Washington Capitals, Washington Wizards and the Washington Mystics – and the management and operation of Verizon Center. Mr. Patrick has assumed responsibility for upgrading and improving the arena, which has seen changes designed to enhance the overall fan experience.

A mainstay for the Washington Capitals' franchise for more than two decades, the owner, president and alternate governor continues to lead the club with his tireless effort and intense desire to continue a family tradition – engraving the Patrick name onto the Stanley Cup.

For three generations the family name of Patrick has been synonymous with the sport of hockey and the National Hockey League. Patrick's grandfather, Lester Patrick, was the longtime coach and general manager of the New York Rangers. In his honor the Lester Patrick Trophy is awarded annually for "outstanding service to hockey in the United States." It was Lester who instilled in his family the desire to remain active in the advancement of the sport of hockey and the National Hockey League. Patrick's father, Muzz, and uncle, Lynn, both played on the 1940 New York Rangers team that captured the Stanley Cup. In October 2012, Dick Patrick was awarded the Lester Patrick Trophy for his contributions to hockey in the United States.

Patrick's cousin, Craig Patrick, played for the Capitals from 1977-79. He won two Stanley Cups as general manager of the Pittsburgh Penguins and was enshrined in the Hockey Hall of Fame in November 2001 in the "builder" category.

Before Patrick's arrival the Capitals never had advanced to postseason play. In his 30 seasons with the club, Washington has qualified for the playoffs 23 times – including the team's magical run to the Stanley Cup finals in 1998 and the Presidents' Trophy-winning club in 2009-10.

In addition to his commitment to the Capitals, Patrick previously served as co-chairman of the Washington, D.C., Division of the Fighting Blindness League. FBL, a charity event sponsored by

the National Hockey League, benefits the Foundation Fighting Blindness in the fight against retinal degenerative diseases. Held in nine NHL cities on the eve of the Stanley Cup playoffs, FBL gives participants the chance to "own" an imaginary NHL franchise and participate in a rotisserie-style fantasy draft of NHL players.

Born in 1946 in Victoria, B.C., Patrick grew up in the United States. He earned his undergraduate degree from Dartmouth College and a law degree from the Washington College of Law at American University. He has developed commercial real estate in the Washington, D.C., area for more than 20 years and, while raising children who have skated within local youth hockey programs, he has been instrumental in increasing the Capitals' involvement in youth programs throughout the area.

Mr. Patrick, who joined the Capitals prior to the 1982-83 season, guides the team on a daily basis. The former chairman of the NHL Finance Committee, Mr. Patrick has been instrumental in the Capitals' long-term success as a franchise both on and off the ice. Mr. Patrick was a leader in the conception and development of the Kettler Capitals Iceplex, the team's state-of-the-art training center and office building that opened in 2006 in Arlington, Va.



# Monumental Sports & Entertainment

Monumental Sports & Entertainment owns and operates three professional sports teams: the NBA's Washington Wizards, NHL's Washington Capitals and WNBA's Washington Mystics. Monumental, which merged Lincoln Holdings and Washington Sports and Entertainment on June 10, 2010, also owns and operates Verizon Center, the premier sports and entertainment venue in Washington, D.C. Additionally, the group operates Kettler Capitals Iceplex, the Capitals' state-of-the-art training facility in Arlington, Va., and George Mason University's Patriot Center, located in Fairfax, Va.



Monumental Sports & Entertainment operates in the nation's fifth-biggest media market and is one of the largest integrated sports and entertainment companies in the country with one of the most diverse partnership groups in all of sports.

## Raul Fernandez

Vice Chairman, Monumental Sports & Entertainment

Raul Fernandez is the chairman of ObjectVideo, a private technology company that develops video analytics software for automated security surveillance. He is also a special advisor to General Atlantic Partners, a growth equity firm with more than \$17 billion under management. Mr. Fernandez founded Proxicom, an internet services company he started in 1991 with \$40,000 in savings. After taking Proxicom public in 1999 and growing his business to more than \$200 million in revenue, he sold it to Dimension Data in 2001. Mr. Fernandez also serves on the board of Liz Claiborne; TROW, a Toronto-based engineering and consulting firm; ValueOptions, the nation's largest independent behavioral healthcare company and Network Solutions, the leader in web-based domain name and related services.

Mr. Fernandez, a native Washingtonian, is an active philanthropist in D.C. regional non-profits, focusing his energy primarily on educational reform. In 2000, he co-founded Venture Philanthropy Partners, a philanthropic investment organization based in Washington, D.C. Mr. Fernandez sits on various non-profit boards, including America's Promise, the D.C. College Access Program (DCCAP), the D.C. Public Education Fund and the Fernandez Foundation. He holds a bachelor's degree in economics from the University of Maryland.

## Sheila C. Johnson

Vice Chairman, Monumental Sports & Entertainment  
President and Managing Partner, Washington Mystics

Sheila C. Johnson is an entrepreneur and philanthropist whose accomplishments span the arenas of hospitality, sports, TV/film, the arts, education, women's empowerment and community development.

Ms. Johnson is CEO of Salamander Hotels & Resorts LLC, a company she founded in 2005. She oversees a growing portfolio of luxury properties including Innisbrook, a 900-acre golf and spa resort on the west coast of Florida; Woodlands Inn near Charleston, S.C.; and the much-anticipated Salamander Resort & Spa, currently being constructed in Middleburg, Va.

As vice chairman of Monumental Sports & Entertainment and president and managing partner of the WNBA's Washington Mystics, Ms. Johnson is the first African-American woman to have a stake in three professional sports teams, including the Washington Wizards (NBA) and the Washington Capitals (NHL). As a founding partner of BET (Black Entertainment Television), she pioneered modern television programming and created the award-winning program Teen Summit, an issues-oriented talk show for the network's youth viewers. Currently Ms. Johnson produces films that convey a strong humanitarian message, with completed projects including Kicking It, A Powerful Noise, She Is the Matador and most

recently The Other City, a critically acclaimed documentary about the HIV/AIDS crisis in Washington, D.C.

In May 2011, Ms. Johnson joined the AOL Huffington Post Media Group as strategic advisor for multicultural and African-American initiatives. A fervent supporter of the arts and education, Ms. Johnson was appointed by President Obama to the President's Committee on the Arts and the Humanities. She also serves as chair of the Board of Governors of Parsons The New School for Design in New York as well as on the boards of the Sundance Institute Board of Trustees and the Tiger Woods Foundation. In 2006, Ms. Johnson was

named global ambassador for CARE, a leading aid organization that fights global poverty by empowering women. She is also a member of the Council on Foreign Relations.

An accomplished violinist, Ms. Johnson earned a bachelor of arts in music from the University of Illinois as well as honorary degrees from numerous other institutions. A mother of two, she lives in Middleburg, Va., with her husband, the Honorable William T. Newman Jr.

## Monumental Sports & Entertainment Partners

**Scott Brickman** is CEO of The Brickman Group, the largest commercial landscape maintenance firm in the U.S. The company, which has more than 10,000 employees and more than 170 company-owned and operated branches serving 30 states, provides quality commercial landscape services to thousands of office parks, hotels, cemeteries, healthcare facilities, retail centers, homeowners associations and schools around the country. Joining the company in 1986, Mr. Brickman progressively advanced to oversee operations in their Northeast, Mid-Atlantic and Southeast division before being named CEO in 1998 at the age of 35.

Outside the company, Mr. Brickman has served as a board member and in an advisory capacity to many organizations, including Kellermeyer Building Services, ICON, Sequel Health Services and Kratos Global Strategies. He and his company have been the recipient of numerous awards, including Ernst and Young's Entrepreneur of the Year Award. The Brickman Group was recognized with the Society of Financial Professionals' National Capital Business Ethics Award. Mr. Brickman and his wife, Patrice, are involved in many philanthropic causes, including Neediest Kids and Visible Men, where Mr. Brickman sits on the Board, the National Center for Women and Children, Stepping Stones Shelter, the Barbara Bush Foundation Celebration of Reading and the Cystic Fibrosis Foundation.

**Neil D. Cohen** is the president and chief executive officer of District Photo Inc., which is the largest direct-to-consumer digital print, variable data printer and gift fulfillment service in the world. Mr. Cohen started with the company in 1976 and has been president and CEO since 1989. The company, which has facilities in Beltsville, Md., Chambersburg, Pa., Phoenix and Newton Abbott in the United Kingdom, provides services to most major on-line providers, major retailers and to its company-owned brands. Prior to the digital revolution, District Photo was the largest independent mail order and wholesale photo film processor in the United States and the United Kingdom.

Mr. Cohen, a native of Washington, D.C., is the past president of the Photo Marketing Association International. He is also involved in numerous business groups, including the World Presidents' Organization, and a wide range of philanthropic organizations serving children's needs, education, faith-based organizations and health-related causes, frequently holding committee or chair responsibilities in these groups.



# Monumental Sports & Entertainment

**Jack Davies** was the founder and president of AOL International and now serves on the board of directors of Scholastic, the global children's publishing and media company. Prior to joining AOL in 1993, Mr. Davies was managing director of Citicorp's London-based consumer mortgage business after serving as vice president, Europe, for RCA Records. He began his career at General Electric where he held numerous senior consumer marketing positions. Mr. Davies earned an MBA in marketing (1973) and a bachelor's degree in political science (1972) from the University of Rochester.

Active in philanthropy in the D.C. area, Mr. Davies serves on a number of boards including the Board and Executive Committee of Venture Philanthropy Partners. In addition he is on the board of See Forever Foundation, CharityWorks and The Washington Scholarship Fund.

**Richard D. Fairbank** is founder, chairman and chief executive officer of Capital One Financial Corporation, a broadly diversified financial services company ranked 130th on the Fortune 500. Mr. Fairbank founded Capital One in 1988 based on his belief that the power of information, technology and testing could be harnessed to bring highly customized financial products directly to consumers. Headquartered in McLean, Va., Capital One is the seventh-largest bank in the United States, offering a broad spectrum of financial products and services to consumers, small businesses and commercial clients. With the company's newly acquired subsidiary, Chevy Chase Bank, F.S.B., Capital One has approximately 1,000 branch locations in New York, New Jersey, Louisiana, Texas, Maryland, Virginia and the District of Columbia. Additionally, Capital One has international businesses in the United Kingdom and Canada.

Capital One has been widely recognized for its entrepreneurial culture, progressive work place, and community engagement. Recently, Capital One has been named to: Fortune's 100 Best Companies to Work For, Fortune's 20 Great Employers for New Grads, BusinessWeek's Best Places to Launch a Career, Working Mother's 100 Best Companies and DiversityInc's Top 50 Companies for Diversity. Capital One also was named to Fortune magazine's list of Top Companies for Leaders, ranking second in North America and fifth globally. Under Mr. Fairbank's leadership, Capital One has demonstrated a strong commitment to philanthropy and volunteerism, supporting a number of area programs focused on community redevelopment and youth education, including DC Cares, the DC College Access Program and Junior Achievement. Mr. Fairbank has been recognized for his community and industry leadership, including his 2008 appointment to the President's Council on Service and Civic Participation. He also was honored as a 2008 Washington Business Hall of Fame Laureate and was named 2006 Banker of the Year by the American Banker. Mr. Fairbank holds an MBA from the Stanford Graduate School of Business and a bachelor's degree in economics from Stanford University.

**Michelle DiFebo Freeman** is the owner and an active board member of the Carl M. Freeman Companies, with offices in Olney, Md., and Fenwick Island, Del. The Freeman Companies has more than 60 years in a variety of real estate ventures, currently with special expertise in land acquisition, land planning, development and redevelopment for award-winning, amenity-rich residential communities and neighborhood shopping centers. Notable real estate developments and redevelopments by the Freeman Companies include Sea Colony, the Village at Bear Trap, Bayside (including a Jack Nicklaus Signature Golf Course) at the Delmarva Shore, The Tidewater Inn in Easton, Md., and Olney Village Center and Cabin John Center and Mall in Montgomery County, Md.

Ms. Freeman is also the founding president and chairman of the board of the Joshua M. Freeman Foundation. The Joshua M. Freeman Foundation was created in 2007 to conceptualize, construct and operate sustainable facilities that support the arts, the environment and athletic achievement. Ms. Freeman has also served as the president and chairman of the board of The Carl M. Freeman Foundation since 2007. Since 1960 The Carl M. Freeman Foundation has been proudly giving grants and guidance to hundreds of nonprofit organizations in Maryland, Virginia, Washington, D.C., Delaware and West Virginia. Ms. Freeman is a founding member of Venture Philanthropy Partners and is currently serving on the boards of The Washington National Opera, Charity Works and YouthAIDS.

**Richard Kay** is currently chairman of Sentrillion Inc., a "TS" (Top Secret) border security, cyber-security, information assurance and healthcare managed services company. He is the former founder, chairman and CEO of OTG Software, a data storage software company that he founded in 1992. OTG became the leader in online data storage solutions. OTG was acquired by Legato Systems in 2002 and Mr. Kay remained on the board of directors until the acquisition of Legato Systems by EMC in 2003.

Mr. Kay currently serves on the board of directors of the University of Maryland School of Engineering. He is a special partner with ABS Capital, a multibillion dollar equity investment firm focused on healthcare, IT and media companies. Mr. Kay is also an honorary member of the board of directors of Venture Philanthropy Partners. He and his family work closely with various charities.

**Jeong H. Kim** is the 11th president of Bell Labs, the communication industry's most heralded research organization. His background ranges from being a CEO of a high technology start-up to senior executive of a Fortune 500 corporation. Mr. Kim's early career encompassed computer design, satellite systems design and data communications and included seven years as a nuclear submarine officer in the U.S. Navy.

Mr. Kim holds a Ph.D. in reliability engineering from the University of Maryland, a master's degree in technical management and a bachelor's degree in electrical engineering and computer science from Johns Hopkins University. Mr. Kim currently serves on the boards of the Johns Hopkins University, Stanford University's Freeman Spogli Institute of International Studies, and Global Internet Ventures. He is a member of the National Academy of Engineering and the NASDAQ Listing and Hearing Review Council, and was named one of the 10 most influential Asian Americans in business for 2005 by the U.S. Pan Asian American Chamber.

**Mark D. Lerner**, representing members of the Lerner, Cohen, Tanenbaum family, is a principal owner of the Washington Nationals Baseball Club and a principal of Lerner Enterprises, a Rockville, Md., based real estate development, management and investment company founded in 1952 by his father, Ted Lerner. Lerner Enterprises' development activity is mainly concentrated in the Washington, D.C., metropolitan area.

Some of the company's major projects include White Flint, White Flint North, Washington Square at 1050 Connecticut Avenue, NW, 20 M Street, SE, 2000 Tower Oaks Boulevard, The Corporate Office Centre at Tysons II, Dulles Town Center, Fallsgrove Village Center and the Greenbelt Marriott Hotel, among many others. Mr. Lerner also has developed and manages many residential communities in the Washington, D.C., area. In addition, Lerner Enterprises is a partner in Chelsea Piers, a 30-acre sports and entertainment complex located on the Hudson River in New York City.

Mr. Lerner and his family have been involved in many worthwhile causes including the Charles E. Smith Jewish Day School, Hebrew University of Jerusalem, The George Washington University, Georgetown Day School, The Scleroderma Foundation of Greater Washington, Jewish Community Centers of Greater Washington and the District of Columbia, JCC Maccabi Games, The United States Holocaust Memorial Museum, Imagination Stage, ADL In Concert against Hate, YouthAids, Juvenile Diabetes, Junior Achievement, Food and Friends and the Washington Nationals Dream Foundation, among many others. He currently serves as a trustee of the Jewish Community Center of Greater Washington, a member of the board of Hillel at The George Washington University and on the advisory board of Israel Bonds.

**Roger Mody** is the founder and chairman of The Mody Foundation, whose goal is to provide higher education, health-based and athletics funding for economically disadvantaged inner-city children. Mr. Mody also is an associate publisher of Inc. Magazine and has been featured on CNN. He is the former chairman and CEO of SIGNAL Corporation, an information technology services company supporting the Federal Government. SIGNAL achieved revenue of \$300 million in 2002 with 2,200 employees. Mr. Mody sold the company to Veridian Corporation for \$227 million in 2002.





# Monumental Sports & Entertainment



Mr. Mody and SIGNAL were the recipients of multiple industry and growth awards, including Ernst & Young High Technology Entrepreneur of the Year, KPMG Peat Marwick High Technology Entrepreneur of the Year, Small Business Administration (SBA) Entrepreneur and Business of the Year, Washington Technology Fast 50 Growth Award, Arthur Andersen's Best Practices Award for Exceeding Customer Expectations, Deloitte & Touches Fast 500 and Inc. 500, among others.

The Mody Foundation has been actively involved in the Washington-area philanthropic community with participation in numerous organizations, including Inova Fairfax Hospital pediatric heart program, St. Jude's Children's Research Hospital, Juvenile Diabetes Research Foundation, The Orphan Network, National Multiple Sclerosis Society and the Easter Seals. The Mody Foundation also has supported Cardinals AAU Basketball, Alexandria Rising Stars Basketball, Joe Gibbs' Youth For Tomorrow and The Good Samaritan Foundation. Mr. Mody was a charter member of the Washington Redskins Leadership Council and served as chairman of Washington's 2003 Fight Night, which raised a then record \$2 million for the Fight for Children organization.

**Anthony Nader** is president and chief executive officer of NEW Customer Service Companies, a unit of NEW Asurion Corporation. Under his leadership, NEW has grown to be the leading global provider of extended service plans for the consumer electronics and appliance industries. NEW was the first company of its type to receive a JD Power Certification; it was recently recognized by the Washington Business Journal as one of the top 50 places to work.

Mr. Nader is involved in a number of philanthropic, business and community organizations, including the Inova Health System Foundation Board, where he is past chairman, and the Inova Health System Board of Trustees. He is a member of Venture Philanthropy Partners, The Economic Club of Washington, D.C., and the Young Presidents Organization, a Partner in the Washington Nationals Baseball Club and a principal in SWaN Investors. He is a graduate of John Carroll University and holds an MBA in finance from the Weatherhead School of Management at Case Western Reserve University. Mr. Nader, his wife, Annette, and their three children live in Northern Virginia.

**Fredrick D. Schaufeld** is managing director of SWaN Investors. SWaN has 20 widely diversified investments, including growth oriented companies, domestic and international real estate ventures and the Washington Nationals Baseball Club. Mr. Schaufeld is also founder and chairman of NEW Customer Service Companies and vice chairman of its parent company, NEW Asurion Corporation, the world's leading consumer product protection administrator. Mr. Schaufeld was a founder of the Service Contract Industry Council (SCIC) and with his wife, Karen Schaufeld, authored its first model law, a derivation of which was adopted by most states. Prior to founding NEW, Mr. Schaufeld worked in the live talent industry.

Mr. Schaufeld is active on a number of corporate and philanthropic boards, including CustomInk.com; Loudoun Country Day School, where he is currently board chairman; Fight For Children; One Voice Movement; and the Washington Nationals Youth Baseball Academy. He is a member of Venture Philanthropy Partners and the Young Presidents' Organization. Mr. Schaufeld is a graduate of Lehigh University and has three children.

**Earl Stafford** is the chairman and CEO of The Stafford Foundation, which is a faith-based, nonprofit organization that supports more than 30 nonprofits that provide services to the disadvantaged and underserved and helps them to improve their lives and become self-reliant. The foundation created and funded The People's Inaugural Project, which brought hundreds of disadvantaged Americans from across the country to witness and participate in the inauguration of President Obama. The foundation also established the Doing Good campaign with Dr. Bill Cosby's endorsement. The campaign is designed for people who are seeking ways to help others become self-sufficient so that they may in turn

help others who are underserved. Mr. Stafford is the former chairman and CEO of UNITECH, a technology solutions company that developed advance distributed training programs, training simulation systems and homeland security solutions for the Federal Government.

Mr. Stafford enjoyed a distinguished career in the U.S. military, including serving as the assistant Air Force liaison officer to the Federal Aviation Administration where he was responsible for ensuring Department of Defense initiatives and programs which were integrated into the FAA's National Airspace System modernization effort. He currently serves on the boards of the Joint Center for Political and Economic Studies, Drexel University, Wesley Theological Seminary, Venture Philanthropy Partners and Business Executives for National Security.

**George P. Stamas** is a senior partner in the Washington and New York offices of the international law firm Kirkland & Ellis LLP. A graduate of the Wharton School of the University of Pennsylvania (1973) and the University of Maryland Law School (1976), Mr. Stamas began his career as a special counsel in the Enforcement Division of the Securities and Exchange Commission.

He has been listed in Chambers USA: America's Leading Lawyers and Best Lawyers in America for many years and was previously named by The American Lawyer as one of the leading 45 lawyers in America under the age of 45.

Mr. Stamas was the former vice chairman of the board of Deutsche Banc Alex Brown, Inc., a founding board member of FTI Consulting (NYSE), and also serves on the boards of NexCen Brands, Inc., Gridpoint Technologies, Medicity, Inc., and MidOcean Partners. He is also a venture partner of New Enterprise Associates and is active in numerous local and national civic affairs. In addition to being a member of the Council on Foreign Relations, he is on the board of the Shakespeare Theatre Company, Leadership 100, Caves Valley Golf Club, the Baltimore Orioles, and is an Archon of the International Order of St. Andrew.

**Cliff White** was a founding partner and the financial architect of NEW Customer Service Companies Inc., the nation's leading provider of extended-service plans and buyer-protection programs for consumer products. Founded in 1983 with headquarters in Sterling, Va., NEW provides award-winning post-sale consumer care for leading retailers, consumer service providers, wireless carriers and financial services firms in the United States, Canada, China, Japan, Turkey and the United Kingdom.

A graduate of Lehigh University, Mr. White started his career as a CPA with Deloitte Haskins & Sells in New York City. There he was responsible for managing the field work on the Bank of New York and Mitsubishi International Corporation audits. Currently he and two other founding members of NEW are partners in SWaN Investors, a diversified private investment fund with more than 20 investments, including the Washington Nationals Baseball Club.

He is active on the Board of the Community Foundation of Montgomery County, where he and his wife, Debbie, have a family fund. Mr. White is also on the foundation's Sharing Montgomery Grants Committee and is a founder and co-chair of the foundation's Neighbors in Need Montgomery Fund, which assists those in the county who are in dire need of housing, food and employment. The Whites also are donors in Venture Philanthropy Partners, an innovative philanthropic organization that makes investments in high-performing nonprofit organizations that serve children and youth of low-income families in the National Capital region. In addition, Mr. White is the treasurer of St. Dunstan's Episcopal Church in Bethesda, Md.



# George McPhee

## Vice President and General Manager

In 15 years as vice president and general manager of the Washington Capitals, George McPhee has overseen the club's development with an emphasis on scouting, drafting, coaching and building from within. McPhee has provided solid direction for the Capitals franchise by instituting a team-first philosophy that has extended from his hockey operations staff to the players on the ice. McPhee has led a Capitals organization that has grown from a lottery team to Southeast Division champions in four of the last five seasons and the Presidents' Trophy winners in 2009-10.

In 2011-12, the Capitals clinched their fifth-straight playoff berth, marking the longest streak of playoff appearances in franchise history since their 14-straight postseason trips from the 1982-83 season through 1995-96. The streak of five straight playoff appearances is tied for the fourth-longest active playoff streak in the NHL. The Caps-Bruins 2012 Eastern Conference quarterfinal series was the first in NHL history to feature seven straight one-goal games, as the Capitals eliminated the defending Stanley Cup champions to advance to the semifinals.

During the 2010-11 season, the Capitals finished as the top seed in the Eastern Conference in back-to-back seasons for the first time in franchise history. Their 107 points tied for the third-highest total in team history and marked the third straight season that the Capitals have reached the 100-point plateau.

Named the fifth general manager in team history June 9, 1997, McPhee found immediate success with the Capitals while engineering the club's first trip to the Stanley Cup Finals in his first season (1997-98). Under his leadership the team has claimed six Southeast Division championships (1999-00, 2000-01, 2007-08, 2008-09, 2009-10 and 2010-11), seven 40-or-more win seasons (1997-98, 1999-00, 2000-01, 2007-08, 2008-09, 2009-10 and 2010-11) and set a club record for wins and points (2009-10).


In efforts to further cultivate the Capitals as a competitive and progressive franchise, McPhee has stressed the growth of the Washington organization through scouting, coaching, amateur

drafts, free agency, trades and minor-league development. These focus points have resulted in 18 first-round draft picks during the last 10 years, the most of any NHL team, including the No. 1 overall pick in 2004, Alex Ovechkin, the league's first repeat MVP in more than a decade. Capitals prospects have enjoyed tremendous success as well, leading the Hershey Bears of the American Hockey League to the 2006, 2009 and 2010 Calder Cup championships and four appearances in the Calder Cup finals in a five-year span.

Prior to joining the Capitals, McPhee spent five seasons as the vice president and director of hockey operations as well as alternate governor for the Vancouver Canucks, assisting then general manager Pat Quinn with all hockey-related matters. In his time with the Canucks, the team enjoyed four trips to the playoffs, a division championship and a trip to the 1994 Stanley Cup Finals.

McPhee began his playing career in his hometown of Guelph, Ont., with the Ontario Junior Hockey League's Guelph Platers, leading them to the 1978 Centennial Cup, Canada's Tier II championship. Following his stint with the Platers, McPhee attended Bowling Green State University of the Central Collegiate Hockey Association, where he became one of college hockey's most decorated players. A four-year letterwinner from 1978-82, he was the recipient of the 1982 Hobey Baker Memorial Award, given to the top player in college hockey. His other accolades included a first-team All-CCHA selection in 1982, second-team All-CCHA honors in 1979 and 1981 and his selection as the CCHA's Rookie of the Year in 1979. Earning a degree in business, he became the first player to be named to the CCHA All-Academic Team in three consecutive seasons.

Upon the completion of his college career, McPhee signed as a free agent with the New York Rangers and started his NHL career during the 1982 Stanley Cup playoffs. Following his seven-year playing career with the Rangers and New Jersey Devils, McPhee earned his law degree from Rutgers University in 1992.





## Brian MacLellan

### Assistant General Manager, Player Personnel

Brian MacLellan is in his 12th season with the Washington Capitals and sixth as the team's assistant general manager, player personnel. MacLellan, who served as a pro scout for the Capitals from 2000-03 and then was promoted to

director of player personnel, assists and advises vice president and general manager George McPhee in all player-related matters. MacLellan also oversees the club's professional scouting staff and works closely with the team's American Hockey League affiliate, the Hershey Bears, who won the Calder Cup in 2006, 2009 and 2010.

MacLellan, who won a Stanley Cup with the Calgary Flames in 1989, had a 10-year NHL career in which he skated for the Los Angeles Kings, New York Rangers, Minnesota North Stars,

Flames and Detroit Red Wings. A forward who played 606 NHL games, MacLellan recorded 172 goals, 241 assists and 413 points. MacLellan also won a silver medal with Team Canada at the 1985 World Championship in Prague.

The Guelph, Ontario, native played hockey at Bowling Green State University from 1978-82, where he graduated with a bachelor of science in business administration. In 1982, he was named an All-American defenseman and First-Team All-CCHA. MacLellan earned his MBA in finance from the University of St. Thomas in 1995 and went on to work for an investment consulting firm in Minneapolis before joining the Capitals as a pro scout.



## Don Fishman

### Assistant General Manager, Director of Legal Affairs

Don Fishman is in his eighth season with the Washington Capitals and sixth as assistant general manager and director of legal affairs. In this role, he assists vice president and general manager George McPhee with

all aspects of the hockey operations department. Fishman manages the player contract negotiation process with all Capitals' NHL and minor league players (entry level players/rookies, restricted free agents, and unrestricted free agents) and is responsible for managing the team's salary cap. He handles player contract research and analysis, negotiation with player agents, the salary arbitration process, salary cap analyses of other NHL teams, and interpretation of NHL/NHLPA Collective Bargaining Agreement (CBA).

Fishman, who spent two seasons as director of legal affairs and hockey administration before his appointment to assistant general manager, also assists with other aspects of the Capitals hockey operations department, such as NHL regular season and preseason scheduling, department staff issues, and department budgeting. Fishman handles loans and recalls to and from Washington's minor league affiliates Hershey (AHL) and Reading (ECHL) as well as negotiating the Capitals' affiliation agreements with such organizations. In addition, Fishman

handles legal matters relating to other departments of the Capitals organization and the Kettler Capitals Iceplex, Arlington, Va. and his "capology" session for fans is an annual fixture at the Capitals Convention (2009, 2010 and 2011). Fishman worked with the Hershey Bears and the Norfolk Admirals to bring the two teams to Washington for the "AHL Showcase" game at Verizon Center in December 2012, the first AHL game in Washington in more than 30 years.

Prior to joining the Capitals, Fishman served as general counsel of two Washington, D.C., city government agencies, the Office of Cable Television and the Department of Parks and Recreation. In his role with District government, he worked as part of the local host committee that successfully bid for the 2009 NCAA Men's Hockey Frozen Four, held at Verizon Center in April 2009. Fishman also worked as a corporate and communications lawyer in Washington and Los Angeles with Latham & Watkins and Ervin, Cohen & Jessup.

Fishman, a native Washingtonian, graduated from Harvard College, where he served as the radio voice of Harvard hockey, and UCLA School of Law.



## Ross Mahoney

### Director of Amateur Scouting

In his 15th year as director of amateur scouting, Ross Mahoney is responsible for all of the Capitals' selections at the NHL Entry Draft as well as overseeing the organization's amateur scouting staff.

Prior to joining the Capitals, Mahoney was a scout with the Buffalo Sabres and Vancouver Canucks. He has coaching experience with the University of Regina, the Western Hockey League's Regina Pats and at the international level. He coached Canada's elite under-17 program in two World Championships. In 1995 he coached Team Saskatchewan to the gold

medal at the Canadian Winter Games.

Mahoney earned a degree in education from the University of Regina, where he played hockey for the Cougars. After graduating he spent 17 years as a teacher.

Mahoney played junior hockey for the Tier II Regina Pat Blues and the Regina Pats in the WHL. He also played four years at the University of Regina, helping lead his team to two national finals. Mahoney was inducted in the Saskatchewan Sports Hall of Fame in 1999.



## Adam Oates Head Coach

Adam Oates is entering his first season as the head coach of the Washington Capitals. Oates, 50, became the 16th head coach in Washington Capitals history on June 26, 2012, and will make his head coaching debut after three seasons as an assistant coach. Oates became an assistant coach for the Tampa Bay Lightning during the 2009-10 season before moving to New Jersey in 2010. He was behind the bench as an assistant for the Devils' Stanley Cup playoff-run last season.

Oates played 19 seasons in the NHL from 1985-2004, appearing in 1,337 games and collecting 1,420 points (341 goals, 1,079 assists) with Detroit, St. Louis, Boston, Washington, Philadelphia, Anaheim and Edmonton. He was named to the Hockey Hall of Fame on June 26, 2012, the same day he was named Washington's head coach, becoming the sixth former Capital to be named to the Hall of Fame. In NHL history only Wayne Gretzky, Bobby Orr and Mario Lemieux averaged more assists per-game than Oates. During the 1990's only Gretzky (662) recorded more assists than Oates (636).

The Weston, Ontario, native ranks sixth all-time in assists and 16th all-time in points in NHL history. Oates ranks 25th in NHL history in playoff points, having recorded 156 points (42 goals, 114 assists) in 163 career playoff games. The former center led or was tied for the league lead in assists three times in his career (1992-93, 2000-01 and 2001-02) and ranked in the top-10 in assists in 12 of his 19 seasons. Oates was named an NHL All-Star five times (1991-94 and 1997) and was a six-time Lady Byng finalist during his career (runner-up in four straight seasons).

Oates played in 387 games for the Capitals from 1996-2002, compiling 363 points (73 goals, 290 assists). He ranks 18th in scoring and 10th in assists among all players in the Capitals history. Wearing No. 77 for the Capitals, Oates was an alternate captain during the 1997-98 season before serving as the team's captain from 1999-01. Oates joins Mike Gartner (2001), Rod Langway (2002), Larry Murphy (2004), Scott Stevens (2007) and Dino Ciccarelli (2010) as Capitals in the Hockey Hall of Fame. In addition, radio voice Ron Weber and former Washington Times beat writer Dave Fay are also enshrined in the Hockey Hall of Fame.

Oates was originally signed as an un-drafted free agent by the Detroit Red Wings on June 28, 1985, after spending four seasons with R.P.I. of the NCAA. After stints in Detroit, St. Louis and Boston, he was traded to Washington by Boston with Bill Ranford and Rick Tocchet for Jim Carey, Anson Carter, Jason Allison and Washington's 3rd round choice (Lee Goren) in the 1997 Entry Draft, March 1, 1997. After playing parts of six seasons with the Capitals, including



**Adam Oates became the 16th head coach in Capitals history on June 26, 2012, the same day he became the sixth former Capital to be named to the Hockey Hall of Fame.**

the team's run to the 1998 Stanley Cup final, Oates was traded to Philadelphia by Washington for Maxime Ouellet and Philadelphia's 1st (later traded to Dallas - Dallas selected Martin Vagner), 2nd (Maxime Daigneault) and 3rd (Derek Krestanovich) round choices in the 2002 Entry Draft, March 19, 2002. Oates spent time with Philadelphia, Anaheim and Edmonton before his retirement on April 3, 2004.

Oates joined the Tampa Bay Lightning as an assistant coach for the 2009-10 season, helping the team go 34-36-12. He joined the New Jersey Devils staff the following season as the Devils went 38-39-5. Last season Oates helped the Devils finish with a record of 48-28-6 as New Jersey reached the Stanley Cup final for the first time since 2003.



# Adam Oates

## Career Coaching Record

Season	Team	League	Regular Season							Playoffs			
			GP	W	L	T	OT	Pts	Pct	GP	W	L	Pct
2009-10	Tampa Bay*	NHL	82	34	36	0	12	80	.488	-	-	-	-
2010-11	New Jersey*	NHL	82	38	39	0	5	81	.494	-	-	-	-
2011-12	New Jersey*	NHL	82	48	28	0	6	102	.622	24	14	10	.583
<b>NHL TOTALS</b>			<b>246</b>	<b>120</b>	<b>103</b>	<b>0</b>	<b>23</b>	<b>263</b>	<b>.535</b>	<b>24</b>	<b>14</b>	<b>10</b>	<b>.583</b>

\* Assistant Coach

## Career Playing Record

Season	Team	Regular Season					Playoffs				
		GP	G	A	Pts	PIM	GP	G	A	Pts	PIM
1985-86	Detroit	38	9	11	20	10	-	-	-	-	-
1986-87	Detroit	76	15	32	47	21	16	4	7	11	6
1987-88	Detroit	63	14	40	54	20	16	8	12	20	6
1988-89	Detroit	69	16	62	78	14	6	0	8	8	2
1989-90	St. Louis	80	23	79	102	30	12	2	12	14	4
1990-91	St. Louis	61	25	90	115	29	13	7	13	20	10
1991-92	St. Louis	54	10	59	69	12	15	5	14	19	4
1991-92	Boston	26	10	20	30	10	4	0	9	9	4
1992-93	Boston	84	45	97	142	32	13	3	9	12	8
1993-94	Boston	77	32	80	112	45	5	1	0	1	2
1994-95	Boston	48	12	41	53	8	5	2	5	7	2
1995-96	Boston	70	25	67	92	18	-	-	-	-	-
1996-97	Boston	63	18	52	70	10	-	-	-	-	-
1996-97	Capitals	17	4	8	12	4	-	-	-	-	-
1997-98	Capitals	82	18	58	76	36	21	6	11	17	8
1998-99	Capitals	59	12	42	54	22	-	-	-	-	-
1999-00	Capitals	82	15	56	71	14	5	0	3	3	4
2000-01	Capitals	81	13	69	82	28	6	0	0	0	0
2001-02	Capitals	66	11	57	68	22	-	-	-	-	-
2001-02	Philadelphia	14	3	7	10	6	5	0	2	2	0
2002-03	Anaheim	67	9	36	45	16	21	4	9	13	6
2003-04	Edmonton	60	2	16	18	8	-	-	-	-	-
<b>NHL TOTALS</b>		<b>1,337</b>	<b>341</b>	<b>1,079</b>	<b>1,420</b>	<b>415</b>	<b>163</b>	<b>42</b>	<b>114</b>	<b>156</b>	<b>66</b>
<b>Capitals Totals</b>		<b>387</b>	<b>73</b>	<b>290</b>	<b>363</b>	<b>126</b>	<b>32</b>	<b>6</b>	<b>14</b>	<b>20</b>	<b>12</b>



Adam Oates (middle) played in his 1,000th NHL game while with Washington on Dec. 22, 1999. He was honored by Ted Leonsis (left), Dick Patrick (right) and the Washington Capitals at MCI Center.



Oates was inducted into the Hockey Hall of Fame on Nov. 12, 2012, in Toronto.



Adam Oates helped the New Jersey Devils reach the 2012 Stanley Cup final as an assistant coach.



## Tim Hunter Assistant Coach

Tim Hunter returns to the Capitals this season for his second stint behind the bench as an assistant coach.

Hunter, 51, has coached 1,041 games in an assistant role during his 13-season NHL coaching career. The former Stanley Cup winner was an assistant coach under Ron Wilson in all 13 previous seasons, including five years behind the Washington bench (1997-2002). Hunter helped the Capitals reach the Stanley Cup final in 1998 and the team reached the postseason in three of his five seasons with Washington, compiling a record of 192-159-51-8 (.540 percentage). Hunter coached current Capitals head coach Adam Oates, associate goaltending coach Olie Kolzig and assistant coach Calle Johansson during his tenure in Washington.

The Calgary, Alberta, native has a career coaching record of 499-394-70-84 with Washington, San Jose (2002-2008) and Toronto (2008-2011).

As a player Hunter played 16 seasons (1981-1997) in the NHL for Calgary, Quebec, Vancouver and San Jose. He won a Stanley Cup in 1989 when he was a member of the Calgary Flames. In 815 career NHL games the 6'2", 200-pound right wing tallied 138 points (62 goals, 76 assists) along with 3,146 penalty minutes. He ranks eighth in all-time career NHL penalty minutes and still holds the Flames' all-time franchise record with 2,405 minutes in penalties. He was



originally selected by the Atlanta Flames in the third round (54th overall) of the 1979 NHL Entry Draft.



## Calle Johansson Assistant Coach

Calle Johansson returns to the Capitals for his first year as an assistant coach.

Johansson, 45, holds the record for the most games played as a Washington Capital, appearing in 983 games with Washington from 1989-2003. Johansson holds Washington records for points (474) and assists (361) by a defenseman and ranks third in goals (113) all-time. He was an alternate captain with Washington during the 1998-99, 1999-00 and 2002-03 seasons. Johansson along with current Capitals head coach Adam Oates and associate goaltending coach Olie Kolzig, played for the Capitals team that reached the 1998 Stanley Cup finals. He helped the Capitals reach the playoffs in 11 of his 15 seasons with Washington and holds franchise playoff records for games played (95) and points (54) by a defenseman.

The Goteberg, Sweden, native played in 1,109 career NHL games, collecting 535 points (119 goals, 416 assists) and 519 penalty minutes. Johansson was originally drafted by the Buffalo Sabres in the first round (14th overall) of the 1985 NHL Entry Draft and was traded to Washington on March 7, 1989, with a second-round pick (Byron Dafoe) in the 1989 draft for Clint Malarchuk, Grant Ledyard and Washington's sixth choice in the 1991 NHL Entry Draft. The 5'11", 203-pound blueliner played for Buffalo and Washington before retiring on August 7, 2003. Johansson worked briefly as a scout for the Capitals before coming out of retirement to play for the Toronto Maple Leafs at the end of the 2003-04 season. He appeared in eight regular-season games (collecting six assists) and four playoff games before retiring at the end of the season.

Johansson represented Sweden at numerous international tournaments, including the 1983 and 1984 (gold medal) European Junior Championships, the 1986 and 1987 (bronze medal) World Junior Championships, the 1991 Canada Cup, the 1991 (gold medal) and 1992 (gold



medal) World Championships, the 1996 World Cup of Hockey and the 1998 Winter Olympics in Nagano, Japan.

Following his playing career, Johansson became a color commentator and provided analysis for Swedish television for both the Swedish Elite League (SEL) and the NHL. He was an assistant coach for Frolunda of the SEL during the 2006-07 season before returning to broadcasting.



## Blaine Forsythe Assistant Coach

Blaine Forsythe enters his seventh season with Washington and his fourth as an assistant coach.

Forsythe joined the Capitals as a video coach prior to the 2006-07 season and was an integral member of the

Capitals staff that helped lead the Capitals to the 2007-08 Southeast Division championship.

Forsythe was promoted to a position as an amateur scout in 2008-09 before returning to D.C. In his first season back as an assistant coach and leading the team's video coaching operations, the Capitals won the Presidents' Trophy and the Southeast Division championship.

Prior to joining the Washington organization, the Calgary, Alberta, native worked for the Calgary Hitmen from 1998-2006, where he served as both an assistant general manager (1998-2006) and an assistant coach (2002-06). Forsythe helped lead Calgary to a WHL championship in 1999.

Forsythe received a business degree from the University of Minnesota and played Division II hockey at the University of Minnesota, Crookston. He played junior hockey with the CJHL's Pembroke Lumber Kings in Pembroke, Ontario.



## Dave Prior Director of Goaltending and NHL Goaltender Coach

Dave Prior returns for his second season as director of goaltending and NHL goaltender coach, and will be working with the team's goaltenders as well as goalie prospects throughout the minor-league system.

Prior spent 12 seasons as the Capitals goaltending coach from 1996-97 through the 2008-09 season and worked in the Capitals organization as a goalie coach in 2009-10. He has been part of three division championship teams, including in 2007-08, when his goaltenders allowed just 1.85 goals per game in the last 20 games of the season as the Capitals earned a playoff spot.

During Prior's first tenure with Washington, the Capitals won four division championships

and made six playoff appearances. Prior also coached Capitals goalies to three of the five lowest team goals-against averages in franchise history, including Olie Kolzig's Vezina-winning season (1999-00) and the Caps' 1998 Stanley Cup appearance. During his time with Washington, he has coached goalies that have won league championships in the OHL, ECHL, IHL and AHL.

Before joining the Capitals' coaching staff, Prior worked as a goaltending coach for the Dallas Stars, Detroit Red Wings, San Jose Sharks and Winnipeg Jets. He has also gained international experience coaching goalies on the German National Team in the World Junior and World Championships as well as in the World Cup and the Olympics. In addition, the native of Guelph, Ontario, spent seven years working with the NHL Central Scouting Bureau.



## Olie Kolzig Associate Goaltending Coach

Olie Kolzig returns to the Capitals for his second season as the associate goalie coach. Kolzig, a 15-year NHL veteran, played for Washington and Tampa Bay and was a member of the Toronto Maple Leafs, but never played for them. He played a total of 719 games, 711 of those with

Washington, before he retired in September 2009.

During his time with the Capitals, Kolzig garnered almost every all-time Capitals goaltending record, including games played, wins (301), shutouts (35), and minutes (41,259) and ranks fourth (minimum 3,000 minutes played) in goals-against average (2.70) and third in save percentage (.906). In terms of single-season records, Kolzig leads in games (73), minutes (4,371), wins (41) and is second (minimum 1,200 minutes) in goals-against average (2.20), save percentage (.920) and shutouts (6).

A former Capitals first-round draft pick (19th overall) in the 1989 NHL Entry Draft, Kolzig helped guide Washington to its only Stanley Cup Final in 1998. The Johannesburg, South

Africa, native was awarded the 2000 Vezina Trophy, presented to the league's top goalie, and was named the 2005-06 King Clancy Memorial Trophy winner, awarded to the player who best exemplifies leadership qualities on and off the ice and who has made a significant humanitarian contribution to his community. Kolzig was named to two NHL All-Star Teams (1998 and 2000) as a member of the Capitals, and was a three-time Olympian as a member of the German Olympic Team in 1998, 2002 and 2006.

During his final season with Washington in 2007-08, Kolzig was teammates with several current Capitals, including captain Alex Ovechkin, Nicklas Backstrom and Mike Green.

Kolzig is co-owner of the Tri-City Americans of the Western Hockey League and founder of the Carson Kolzig Foundation and Athletes Against Autism.

He and his wife Christin have three children, a son Carson and two daughters, Kendall and Ashlyn.



## Mark Nemish Strength and Conditioning Coach

Mark Nemish is entering his sixth season as Strength and Conditioning Coach with the Washington Capitals. Nemish is responsible for the team's overall strength and conditioning programs and plays an important role in the planning and implementation of the off-season conditioning programs of all players in the organization. In addition, he works directly with Capitals athletic trainers Greg Smith and Ben Reisz and team doctors in the rehabilitation of all injured players.

Nemish joined the Capitals during the time he owned and operated Dynamic Sports Performance training center in Ashburn, Va. Prior to moving to Virginia, Nemish spent six seasons as the strength and conditioning coach for the Nashville Predators.

A native of Winnipeg, Manitoba, Nemish received his Master of Science degree in exercise science from the University of North Dakota in Grand Forks in 1996.

Nemish, an avid golfer, resides in Round Hill, Virginia with his wife Tammy and their two children, Kendall and Kailani.



## Greg Smith Head Athletic Trainer

Greg Smith returns for his 13th season with the Washington Capitals and his 17th season in professional hockey as Head Athletic Trainer. Smith joined Washington in 1999 after spending two seasons as head athletic trainer with the Mighty Ducks of Anaheim.

Prior to his stint in Anaheim, Smith was the head athletic trainer with the American Hockey League's Baltimore Bandits. Smith has gained international experience in his career, having served as athletic trainer for Team USA at the 1998 and 2004 (bronze medal winning team) World Hockey Championship.

A native of Bowie, Maryland, Smith received his bachelor's degree in physical education from Salisbury State University with a concentration in both special education and athletic training. He went on to earn a master's degree in athletic training and an associate's of applied science/physical therapy at California University of Pennsylvania. Smith also earned his master's in sports science from the International Sports Science Association. In addition to his duties with the Capitals, Smith also operates Professional Sportscare & Rehabilitation, a group of physical therapy clinics in the Washington, D.C. area. He began his professional hockey career as an athletic trainer intern with the Capitals during the 1994-95 season



## Ben Reisz Assistant Athletic Trainer

Ben Reisz enters his sixth season with the Washington Capitals as Assistant Athletic Trainer.

Reisz, 28, joined the Capitals during the 2007-08 season after spending time with Professional Sport Care and Rehab Center as an athletic trainer.

A native of Baltimore, Maryland, Reisz earned his Bachelor of Science degree in Athletic Training from James Madison University.



## Curt Millar Massage Therapist

Curt Millar enters his 20th season with the Capitals as Massage Therapist. Millar is responsible for working with the team's players on improving flexibility and working with and helping to prevent soft-tissue injuries.

Millar, a certified massage therapist with a specialty in sports massage, received a Bachelor of Science degree in Criminology from American University and attended the Potomac Myotherapy Institution in Washington, D.C.

A Washington, D.C. native, Millar resides in Sunset Beach, N.C. during the offseason with his wife, Sharon. They have three children, Jason, Jennifer (who are twins) and Kevin and are the proud grandparents of three grandsons, Alec, Dominic and Nicolas.





## **Brock Myles** **Head Equipment Manager**

Brock Myles is entering his seventh season as Head Equipment Manager with the Washington Capitals. Myles joined the Capitals after spending eight seasons in the American Hockey League (AHL), where he served as the head equipment manager for both the Portland Pirates (2001-2006) and the Louisville Panthers (1999-2001). Prior to his stint in the AHL, Myles worked as the head equipment manager for the Port Huron Border Cats and the Detroit Falcons of the United Hockey League (UHL).

Myles received his degree in sports administration from Durham College in Oshawa and Sports Equipment and Business from Humber College in Toronto. Myles, a native of Chesley, Ontario, resides in Alexandria, Va., with his wife Shannon, and their two children. He enjoys golf and traveling and is a member of the Society of Professional Hockey Equipment Managers (SPHEM).



## **Craig Leydig** **Assistant Equipment Manager**

Craig Leydig enters his 24th season with the Washington Capitals as Assistant Equipment Manager.

During his tenure with the Capitals, Leydig received numerous professional honors. Leydig oversaw the locker room operations in the 2009 NCAA Frozen Four Tournament in Washington, D.C. and represented the team in the 1999 NHL All-Star Game in Tampa Bay, Florida. Leydig joined the Capitals from the New York Islanders, where he served one season as the assistant athletic trainer.

A native of Washington, D.C., Leydig, who is certified in Advanced First Aid and CPR, attended Prince George's Community College in Maryland.



## **Dave Marin** **Equipment Assistant**

Dave Marin returns for his fifth year with the Washington Capitals and second season as the Equipment Assistant.

The 27-year old Marin splits his duties between assisting the Capitals equipment staff with the day-to-day equipment and locker room maintenance, and serving as the visiting dressing room manager. A native of Alexandria, Va., Marin manages the visiting team equipment upon arrival and assists the visiting team's equipment manager with all of his needs while in town.

Prior to joining the Capitals, Marin spent two years as assistant equipment manager with the Columbia Inferno of the East Coast Hockey League (ECHL).

# Hockey Operations

## SCOUTING STAFF



**Jason Fitzsimmons**  
Pro Scout



**Chris Patrick**  
Pro Scout



**Martin Pouliot**  
Pro Scout



**Steve Richmond**  
Director, Player Development



**Darrell Baumgartner**  
Amateur Scout



**Steve Bowman**  
Amateur Scout



**Phil Horner**  
Amateur Scout



**Ed McColgan**  
Amateur Scout



**Wil Nichol**  
Amateur Scout



**Terry Richardson**  
Amateur Scout



**A.J. Toews**  
Amateur Scout



**Vojtech Kucera**  
European Scout



**Petri Skriko**  
European Scout



**Mats Weiderstal**  
European Scout

**Not Pictured:**  
**Alan Haworth**  
Amateur Scout

## HOCKEY OPERATIONS STAFF



**Katy Headman**  
Director, Team Operations



**Kris Wagner**  
Director, Scouting Operations



**Brett Leonhardt**  
Video Coach



**Evan Gold**  
Hockey Operations Assistant



**Ian Anderson**  
Team Services Manager



**James Wiseman**  
Security Representative

## MEDICAL STAFF



**Benjamin Shaffer, MD**  
Head Team Physician



**Thomas Lenz, DDS, PC**  
Team Dentist



**Chris Walsh, MD**  
Team Internist

**Not Pictured:**  
**Thomas Clinch, MD**  
Team Ophthalmologist



# Hershey Bears

AHL Affiliate

11-Time Calder Cup champions, including 2006, '09, '10



550 W. Hersheypark Dr.  
Hershey, PA 17033  
Phone: 717.534.3380  
www.hersheybears.com

Home arena: GIANT Center (10,500)

Affiliation: 8th year, became Washington's primary affiliate on April 26, 2005

Media Relations: Scott Stuccio, SStuccio@hersheypa.com

Statistics: [Click here](#)

Roster: [Click here](#)



## Mark French Head Coach

Mark French enters his fourth season as the head coach of the Hershey Bears. He previously spent two seasons as an assistant coach with the Bears and helped lead Hershey to the 2009 Calder Cup championship.

French previously was the head coach and director of hockey operations for the Wichita Thunder (Central Hockey League) from 2005-07. He was responsible for player recruitment and contract negotiations while with the Thunder and managed the team's operating budget.

French also served as the assistant coach of the Atlantic City Boardwalk Bullies of the ECHL during the 2004-05 season when the Bullies posted a 42-21-9 record. Prior to joining the professional ranks, French was the head coach at Wilfrid Laurier University in Canada from 2002-04. French served as assistant coach and assistant general manager of the Canadian Hockey League's North Bay Centennials from 1999-2002.

A native of Milton, Ontario, French played college hockey at Brock University in St. Catharines, Ontario, serving as assistant captain for three years. He received the prestigious "212 Degrees" award all four seasons, presented to the athlete who demonstrates leadership, commitment and excellence on the ice.



## Troy Mann Assistant Coach

Troy Mann begins his fourth season as an assistant coach with the Hershey Bears, after helping head coach Mark French lead the Bears to the Calder Cup championship in 2009.

Mann joined the Washington organization after spending the past four seasons with the ECHL's Columbia Inferno. Mann led the Inferno to the South Division final in 2007-08, his second of three years as head coach and director of hockey operations. In 2008-09 Mann served as associate head coach of the ECHL's Charlotte Checkers.

Mann's coaching career began as a player/assistant coach in the United Hockey League before he became an assistant coach and interim head coach of the Central Hockey League's Topeka Tarantulas in 2004-05.

Mann's 11-year professional playing career included a stint with the Mississippi SeaWolves in the ECHL, where he was the first player to sign with the franchise in 1996 and won the Kelly Cup while playing for former Washington head coach Bruce Boudreau in 1999. In all he played for four teams in the ECHL as well as teams in the Central Hockey League, United Hockey League and in Sweden.

Mann is a 1993 graduate of the University of Toronto, where he played for the Varsity Blues for four years.

### OCTOBER

Sun	Mon	Tue	Wed	Thu	Fri	Sat
	1	2	3	4	5	6
7	8	9	10	11	12	13
14	15	16	17	18	19	20
					BNG 7:05	RCH 7:00
					CT 7:00	ALB 7:00
BNG 5:00	21	22	23	24	25	26
WBS 5:00	28	29	30	31		

### FEBRUARY

Sun	Mon	Tue	Wed	Thu	Fri	Sat
					1	2
WBS 2:00	3	4	5	6	7	8
NOR 5:00	10	11	12	13	14	15
RCH 3:05	17	18	19	20	21	22
ALB 4:00	24	25	26	27	28	

### NOVEMBER

Sun	Mon	Tue	Wed	Thu	Fri	Sat
				1	2	3
				8	9	10
				15	16	17
				22	23	24
				29	30	
TOR 5:00	25	26	27	28		

### MARCH

Sun	Mon	Tue	Wed	Thu	Fri	Sat
					1	2
					8	9
					15	16
					22	23
					29	30
WOR 3:00	24	25	26	27	28	

### DECEMBER

Sun	Mon	Tue	Wed	Thu	Fri	Sat
						1
						8
						15
						22
						29

### APRIL

Sun	Mon	Tue	Wed	Thu	Fri	Sat
					1	2
					8	9
					15	16
					22	23
					29	30

### JANUARY

Sun	Mon	Tue	Wed	Thu	Fri	Sat
						1
						8
						15
						22
						29

■ HOME ■ AWAY

All Times Eastern  
December 6 @ Norfolk (Verizon Center, Washington, D.C.)  
January 19 vs WBS Alumni (Hersheypark Stadium, Hershey, PA)  
January 20 vs WBS Outdoor Classic (Hersheypark Stadium, Hershey, PA)  
February 24 @ Albany (Boardwalk Hall, Atlantic City, NJ)



# Reading Royals

ECHL Affiliate



700 Penn Street  
Reading, Pa. 19602  
Phone: 610.898.7825  
www.royalshockey.com

**Home arena:** Sovereign Center (7,160)  
**Affiliation:** 1st year  
**Media Relations:** Mark Thompson,  
mthompson@royalshockey.com

**Statistics:** [Click here](#)

**Roster:** [Click here](#)



## Larry Courville

Head Coach/Director of Hockey Operations

2012-13 will be Larry Courville's fourth full season as the head coach and director of hockey operations for the Royals. Last season, Courville became the first coach in Royals' history to lead the team to the playoffs for three consecutive seasons. He also became the organization's all-time leader for total regular season games coached (254), regular season wins (132), total playoff games coached (29) and playoff wins (15). Last season, Courville also became the first former Royal player to have his number (22) retired by the organization. Two seasons ago, 2010-11, the Courville-led Royals established a team record with 44 regular season wins which served to clinch the Atlantic Division regular-season title. In his first full season as the head coach of the Royals, 2009-10, Courville took the team on the longest playoff run in team history—all the way to the conference finals before getting eliminated in a decisive game seven. Courville was instated as the sixth head coach in Royals' history mid-way into the 2008-09 season, taking the reigns of the team on Jan. 6, 2009. This stint with the Royals marks the first pro head coaching assignment for Courville, who served as the general manager, facility director, and hockey operations supervisor of a Lancaster, Pa., ice rink for over two years after completing his final full season as a player in 2006.

Courville, a third-round pick of the Vancouver Canucks in 1995, played in more than 600 pro hockey games, including 33 in the National Hockey League with the Canucks. During his playing career, Courville, who served as team captain during no fewer than six of his nine full-time playing seasons, racked up over three hundred points and a thousand penalty minutes and was named as the Most Valuable Player for the Syracuse Crunch of the American Hockey League in 1996-97.

Courville played all or parts of five different seasons with the Royals, starting with a short stint during the team's inaugural year (2001-02) and culminating with 10 games played on an 'as-needed' basis during the 2007-08 season. In addition to earning the respect of his teammates and the admiration of the fans in Reading for his gritty and relentless style of play, Courville also received the Royals' Unsung Hero Award at the conclusion of the 2004-05 season and the team's Heart Award in 2005-06. On October 22, 2006, Courville became the first person ever inducted into the Reading Eagle Wall of Honor at the Sovereign Center, which honors members of the Royals' organization who have made distinctive contributions to the success of the team.

Larry and his wife, Shannon, and their two young daughters (MaKenna and Morgan) and young son (Mason), currently reside in Palmyra, Pennsylvania.

OCTOBER							NOVEMBER							DECEMBER							
SUN	MON	TUE	WED	THR	FRI	SAT	SUN	MON	TUE	WED	THR	FRI	SAT	SUN	MON	TUE	WED	THR	FRI	SAT	
	1	2	3	4	5	6					1	2	3							1	
7	8	9	10	11	12	13	4	5	6	7	8	9	10	2	3	4	5	6	7	8	
					@ELM 7:05	7:05 TRE				7:00 WHL		7:05 TRE	7:05 TRE				7:05 FLA		@ELM 7:05	@ELM 7:05	
14	15	16	17	18	19	20	11	12	13	14	15	16	17	9	10	11	12	13	14	15	
			7:05 @TRE				4:05 TRE			7:05 ELM		7:35 @CIN							7:05 FW	7:05 ORL	
21	22	23	24	25	26	27	18	19	20	21	22	23	24	16	17	18	19	20	21	22	
4:05 WHL					7:00 @WHL	7:00 @WHL	5:00 @EVN			7:05 SC		7:05 GRN	7:05 EVN	@ELM 4:05					7:05 GWT	7:05 GWT	
28	29	30	31				25	26	27	28	29	30	23	24	25	26	27	28	29		
5:05 TOL										7:00 @GRN		7:05 @SC							7:05 @TRE	7:05 TRE	7:05 TRE
														30	31						
JANUARY							FEBRUARY							MARCH							
SUN	MON	TUE	WED	THR	FRI	SAT	SUN	MON	TUE	WED	THR	FRI	SAT	SUN	MON	TUE	WED	THR	FRI	SAT	
		1	2	3	4	5						1	2						1		
					@ELM 7:05	7:05 ELM						7:00 @WHL	7:05 @TOL							7:00 @ORL	
6	7	8	9	10	11	12	3	4	5	6	7	8	9	3	4	5	6	7	8	9	
4:05 WHL			@KAL		7:00 @WHL	7:00 @WHL				7:05 @ELM		7:05 @TRE	7:00 @WHL						7:05 ORL	7:05 WHL	
13	14	15	16	17	18	19	10	11	12	13	14	15	16	10	11	12	13	14	15	16	
			11:00 @TRE		7:05 CIN	7:05 ELM				4:05 KAL		7:05 @ELM	7:05 @ELM	@ELM 4:05			7:05 WHL		7:05 ELM	7:05 CIN	
20	21	22	23	24	25	26	17	18	19	20	21	22	23	17	18	19	20	21	22	23	
	1:05 ELM					7:05 LV					7:05 KAL		7:05 @TRE						7:15 @EVN	7:05 @TOL	
27	28	29	30	31			24	25	26	27	28			24	25	26	27	28	29	30	
4:05 LV			7:05 WHL				4:05 TRE			7:30 @FLA	7:00 @ORL			@TOL 5:05				7:05 TRE		7:05 ELM	



# Caps in the Community

The Washington Capitals strive for success both on and off the ice. As a professional sports franchise with deep roots in and around the Washington, D.C., metropolitan area, the Capitals are committed to making a difference in the local community. It is our goal not only to build an excellent team with positive role models for young people, but also to create and maintain community programs that encourage participation in hockey, serve to educate today's youth and assist those in need.

It is this philosophy that led the franchise to establish Caps Care, the branch of the organization that manages community involvement. Recognizing the community as our most important asset, Caps Care creates programs that are designed to give back to the very community that has supported our team for so many years.

Throughout the year Capitals players, coaches and their families, along with our alumni, staff, Red Rockers and mascot, dedicate themselves to making a difference in the lives of the people they encounter. Through a diverse array of causes like education, fundraising, supporting local youth hockey groups, hosting community drives or simply spreading good cheer, the Capitals are committed to being a positive influence and contributor in our community.

## Community Programs

The Washington Capitals take part in numerous programs throughout the year that benefit the local community.

**Caps@School:** The Washington Capitals launched Caps@School during the 2009-10 season and brought the excitement of Caps Hockey to local classrooms in Maryland, Virginia and Washington, D.C. Caps@School is a free, online curriculum-enhancing teaching tool for first- through sixth-grade classes.

In 2011-12 more than 1,300 elementary school educators used the Caps@School program to access resources that combined the sport of hockey and Washington Capitals players to teach math, science, language, art, health and physical education, up from the nearly 900 educators who used the program in 2010-11. This unique program offered engaging, classroom-ready lesson plans featuring Nicklas Backstrom, John Carlson, Mike Green, Brooks Laich, Michal Neuvirth, Alex Ovechkin and Joel Ward that captured the attention of students. Furthermore, Caps@School allowed classes that completed lesson plans the opportunity to win Caps prizes. Each month from October through March, at least one eligible class won a Chipotle burrito party with autographed memorabilia delivered to their classroom by either a player or team mascot Slapshot. Caps@School also offered educational stories, Caps player quick facts and motivational posters that educators could utilize in their classrooms.

Last season more than an estimated 109,000 students from public, private and charter schools were reached through Caps@School, a significant increase from the 69,000 who were reached in 2010-11.

Maryland, Virginia and Washington, D.C., teachers can enroll their classes for free and start to download lesson plans immediately at the Caps@School website at [www.CapsAtSchool.com](http://www.CapsAtSchool.com).

**Hockey School:** The Washington Capitals have hosted more than 70 clinics and reached more than 10,000 students in the D.C. area through the team's Hockey School program since its inception in 2007. Hockey School is a free program, designed to be both instructional and interactive, with the goal of exposing students to floor hockey and teaching proper technique. Each Hockey School visit consists of an interactive floor hockey clinic focusing on stickhandling, passing and shooting.



This season Caps coaches, players and alumni, Slapshot and team representatives will host Hockey School sessions between September and May for groups of 200 fifth- through eighth-graders.

Each student who participates in Hockey School will receive the following:

- An autographed player card signed by a Caps player or alumnus
- A hockey 101 booklet that outlines the rules of street hockey and ice hockey
- One coupon for a free open skate session at a local participating rink
- One coupon for a free learn to skate or learn to play introductory class at a local rink
- A Hockey School squishy puck

In addition, each school will receive a Capitals Hockey School banner and a set of street hockey equipment.

## Most Valuable Kids

The Washington Capitals have teamed up with Most Valuable Kids, Inc., to provide a unique opportunity for Caps season-ticket holders to donate unused game tickets to underserved children, recuperating soldiers and active military and their families in the Washington, D.C., metropolitan area. Tickets that would otherwise go unused are redistributed by Most Valuable Kids to either injured soldiers or active military and their families; or to boys and girls, 18 and younger, through various local nonprofit organizations. Most Valuable Kids' mission is to provide an unparalleled reward system for local underprivileged children and children's organizations that show exemplary behavior, spirit, and community service. In offering children the opportunity to come face to face with athletic and entertainment role models, Most Valuable Kids' program fosters the development of self-esteem and a deeper understanding of the benefits of hard work and perseverance during adolescent and teenage years. For more information on Most Valuable Kids go to [www.MostValuableKids.org](http://www.MostValuableKids.org).



# Caps in the Community



## Community Drives

Community drives are another way that the Capitals partner with fans who want to get involved in helping the local community. By collecting canned food, toys or even by allowing fans the opportunity to donate blood, the team places high priority on making the D.C. area a better place and helping those who are in need.

**Canned Food Drive presented by Volkswagen:** Every year the Washington Capitals hold a food drive to collect canned foods and other nonperishable food items to benefit the Capital Area Food Bank. The Capital Area Food Bank is the largest public nonprofit food and nutrition education resource in the Washington, D.C., metropolitan area. Last year, the Capital Area Food Bank distributed 30 million pounds of food, including 15 million pounds of fresh produce, to more than 470,000 people through a network of more than 700 nonprofit agencies. The Capital Area Food Bank has served the National Capital region since 1980. In 2011 the Capitals teamed up with Volkswagen, Comcast SportsNet, Mix 107.3 and The Examiner and collected more than one ton of food and nearly \$2,000 for the Capital Area Food Bank. Washington Capitals Charities made an additional \$10,000 donation to the food bank. Through the canned food drive the Caps were able to provide more than 42,000 meals to those in need in the D.C. area.

Capitals players' wives and girlfriends Mandy Flemmer, Monika Hybnerova and Lindsay MacDonald greeted fans before a game at Verizon Center along with volunteers from the Capital Area Food Bank. Fans who provided nonperishable food or monetary donations received a poster featuring Caps defenseman and canned food drive spokesman John Carlson.

Leading up to the food drive Washington Capitals Charities hosted an event at the Capital Area Food Bank in an effort to combat hunger in the Washington, D.C., area and serve those in need. Carlson, along with mascot Slapshot, Comcast SportsNet's Alan May, Mix 107.3's Chilli Amar and 50 Caps fans spent their afternoon volunteering at the Capital Area Food Bank in Washington, D.C. The group packed and sorted donated food and assembled 1,200 bags for the Weekend Bag program. This program benefits D.C. area children who receive free or reduced breakfast and lunch throughout the week at school, providing them with nutritious, kid-friendly food bags to carry home for the weekend when school lunches are not available to them.

## Toy Drive presented by GEICO:

The holiday season is a time for giving and the Washington Capitals want to do their part in bringing a smile to the face of every child. The Capitals partnered with the U.S. Marine Corps Reserves for their 12th annual Toys for Tots Toy Drive presented by GEICO in 2011. The Capitals, the Elliot in the Morning Show, Comcast SportsNet and The Examiner worked together to fill a 17-foot JK Moving and Storage Inc. truck with toys for disadvantaged children throughout the D.C. area. Caps Better Halves Carmen Brouwer, Kim Hendricks, Mandy Flemmer, Mackenzie Keeley and Lindsay MacDonald, along with the Red Rockers and GEICO Gecko, joined U.S. Marines outside of Verizon Center's main entrance to collect toys and monetary donations.



Every fan who donated a new, unwrapped toy received a commemorative Caps poster featuring toy drive spokesman Alex Ovechkin.

To kick off the toy drive campaign, Ovechkin along with Alan May from Comcast SportsNet, Elliot Segal from the Elliot in the Morning show, the GEICO Gecko and several U.S. Marines, shopped for the U.S. Marine Corps Toys for Tots Foundation. Washington Capitals Charities donated more than \$10,000 that the shoppers spent on nearly 500 toys which were distributed as holiday gifts to children in need in the Washington, D.C., area.

**Inova Blood Drive:** The Washington Capitals and Inova Blood Donor Services hosted four blood drives during the 2011-12 season. The Caps and Inova collected 2,007 units of blood – 685 units in November, 596 units in March, 196 units in April and 513 units in July. More than 2,000 fans donated blood at these drives and helped make the Caps Inova Blood Drive in November the most successful blood donation campaign hosted by a sports team in the Washington, D.C., area.

Each donor received a bobblehead and jersey T-shirt of the blood drives' player spokesman, in November it was Michal Neuvirth, in March and April Karl Alzner and in July Matt Hendricks.

One blood donation can save up to three lives, so the 2,007 units of blood collected by the Capitals and Inova Blood Donor Services can help 6,021 local patients.

## Signature Events

**Children's National Medical Center Visit:** The Capitals have been visiting Children's National Medical Center since 1984. The trip to Children's has become an annual tradition, which the players, coaches and owners look forward to each season. The players spend time playing video games, making arts and crafts, signing autographs and taking pictures with patients in the hospital's atrium. They then divide into smaller groups and visit patients in various units throughout the hospital.

## NHL Platforms

### Hockey Fights Cancer:

The Washington Capitals support the NHL's Hockey Fights Cancer initiative. Hockey Fights Cancer is a component of the NHL's "Biggest Assist Happens off the Ice" campaign, the League's long-standing tradition of addressing important social issues in North America and around the world.

Hockey Fights Cancer is a joint initiative founded in December 1998 by the NHL and the Players' Association to raise money and awareness for national and local organizations involved in cancer care and research. It is supported by NHL Member Clubs, NHL Alumni, the NHL Officials' Association, professional hockey trainers and equipment managers, corporate marketing partners, broadcast partners and fans throughout North America. To date more

# Caps in the Community

than \$12 million has been raised to support national and local cancer research institutions, children's hospitals, player charities and local cancer organizations.

The Caps partnered with Flashes of Hope during the team's 2011 Hockey Fights Cancer Month initiative. The Washington Capitals raised nearly \$30,000 for Flashes of Hope through its Hockey Fights Cancer Night during the game on Oct. 22. Before that same game 12-year-old cancer survivor and Caps fan Anthony Holley participated in a ceremonial puck drop with with Caps captain Alex Ovechkin and Red Wings captain Nicklas Lidstrom. Mike Green (Green's Gang) and Ovechkin (Ovi's Crazy 8s) donated their seats to Flashes of Hope so pediatric cancer patients who have been treated at Children's National could attend the game.

Caps players, team personnel, front office staff and broadcast partners actively participated in the initiative. All players' helmets featured a Hockey Fights Cancer decal throughout the month of October. Coaches and select owners, broadcasters and team personnel wore commemorative Hockey Fights Cancer ties, while in-arena host Guerin Austin wore a Capitals Hockey Fights Cancer jacket and hat during the team's Hockey Fights Cancer Night game. Forward Jason Chimera was featured in a PSA with Holley that ran during Capitals home games in October and was featured on WashingtonCaps.com and Holley and his mother, Mary Jeter, were interviewed on-air during the first intermission by Comcast SportsNet's Al Koken.

The goal of Flashes of Hope is to photograph every child with cancer until every child is cured. Flashes of Hope provides free portrait packages to children with cancer and their families. These photographs help children feel better about their changing appearance by celebrating it. For families of terminally ill children, it's especially important to have a portrait that forever preserves the beauty, grace and dignity of their child.

## Hockey is for Everyone

Hockey is for Everyone™ (HIFE) is the National Hockey League's official youth development program. HIFE provides support and unique programming to nonprofit youth hockey organizations across North America that are committed to offering children of all backgrounds opportunities to play hockey. The initiative is supported by NHL member clubs, players, NHL alumni and fans. The HIFE initiative leverages the sport of hockey as a catalyst to help children learn essential life skills, education and the core values of hockey: commitment, perseverance and teamwork.

The Hockey is for Everyone initiative embraces three specific disciplines of youth hockey: diverse hockey, special hockey and disabled hockey. The adult hockey component of the initiative exclusively supports two worthy programs, the U.S. National Amputee Hockey Team and the USA Warriors Hockey Team.

To celebrate this initiative, the National Hockey League hosts the annual Hockey is for Everyone Month in February. The league-wide initiative includes numerous activities to promote the diversity of the game that involve NHL clubs, players, alumni, fans and grassroots diversity programs, all with the goal of raising awareness and celebrating the growth of the game.

The Washington Capitals hosted Hockey is for Everyone Night during a Caps game in February. The evening wrapped up the team's commemoration of Hockey is for Everyone Month featuring youth players from Fort Dupont's Kids On Ice program as the Caps Flag Tunnel Kids and the Reston Raiders under-18 girls as the Ice Crew. During the intermission youth players from the Cabin John Ice Rink participated in the Mites on Ice game. Thurgood Marshall Elementary School students and youth from the Fort Dupont Kids On Ice program were able to attend the Caps game courtesy of the team's Tickets for Kids program, which allows individuals to purchase tickets for children who likely would not otherwise have an opportunity to attend a game.

Prior to the Capitals HIFE Night game the Montgomery Youth Hockey Association held an afternoon match at Verizon Center and members of the Fort Dupont Kids On Ice program participated in the NHL Official's Association (NHLOA) Zebras Care, a program that provides children with an opportunity to attend an NHL game and meet NHLOA members.

The Caps also teamed up for the second-straight year with Dreams for Kids (DFK) to host Extreme Recess Hockey in February at Kettler Capitals Iceplex as part of Hockey is for Everyone Month. Washington Capitals forwards Jay Beagle and Jason Chimera, defenseman John Erskine and mascot Slapshot skated with children with physical and developmental disabilities following a Capitals practice. Many participants were skating for the first time, and the Caps players helped them get acclimated to the ice while working with them on how to hold the stick, puckhandling and passing. The Capitals provided T-shirts for all of the participants and volunteers. Beagle, Chimera and Erskine also signed autographs for all of the attendees during and after the event.

## Washington Capitals Charities

The Washington Capitals make a positive impact in the local community through the team's nonprofit arm, Washington Capitals Charities. The Washington Capitals are dedicated to the enhancement and development of the community that has supported them for so many years. Since its creation in 2000 Washington Capitals Charities has raised more than \$4.5 million through various fundraisers, auctions, raffles and fan donations. The foundation has also donated millions of dollars to numerous charities. Some of the worthy nonprofit organizations that Washington Capitals Charities has supported include: KaBOOM!, Tragedy Assistance Program for Survivors (TAPS), Flashes of Hope, Washington Animal Rescue League, Children's National Medical Center and local youth hockey leagues and schools throughout the D.C. metropolitan area.

If you would like to make a tax deductible donation to Washington Capitals Charities, you may do so through our website, WashingtonCaps.com. Simply go to the Washington Capitals Charities page in the Community section and click on the "Donate" button, which will take you to our PayPal page. If you prefer, you can send a check made payable to Washington Capitals Charities to our office located at 627 N. Glebe Road, Suite 850, Arlington, VA 22203.

For more information on Washington Capitals Charities, please contact Elizabeth Wodatch, executive director, at [ewodatch@washcaps.com](mailto:ewodatch@washcaps.com).

## Funding

The primary goals for Washington Capitals Charities are to encourage participation in hockey, serve to educate youth, assist those who are less fortunate and focus on health and wellness. The majority of our annual budget is reserved for nonprofit organizations with which Washington Capitals Charities has longstanding ties and for nonprofits that the charity's board of directors pre-selects for funding based on how closely their missions and programs fit with the our priority

# Caps in the Community

## Mission Statement

To create, maintain and support community programs in the Washington, D.C., metropolitan area that encourage participation in hockey, serve to educate youth, assist those who are less fortunate and focus on health and wellness.

Washington Capitals Charities is also committed to supporting the charitable endeavors, initiatives and foundations of the team's players and alumni.

## Funding

The primary goals for Washington Capitals Charities are to encourage participation in hockey, serve to educate youth, assist those who are less fortunate and focus on health and wellness. The majority of our annual budget is reserved for nonprofit organizations with which Washington Capitals Charities has longstanding ties and for nonprofits that the charity's board of directors pre-selects for funding based on how closely their missions and programs align with our priorities.

Should you feel your organization's mission and programs are a match with those of Washington Capitals Charities, you are welcome to submit a formal letter of inquiry. As the charity receives a large number of inquiries, we cannot guarantee a response to every letter. Should your letter be of interest to us and provided there are remaining funds in our budget, we will invite you to submit a more detailed proposal and/or meet with us to discuss your organization in more detail so that we may consider you for potential funding.

## Fundraisers

### Caps Care Casino Night and Auction:

More than 600 fans helped the Washington Capitals raise nearly \$360,000 for charity at the third Caps Care Casino Night and Auction on Feb. 10, 2012, at the Hilton Alexandria Mark Center in Alexandria, Va. A majority of the money raised benefited Washington Capitals Charities, while \$25,000 was donated to Children's Hospital Foundation, the charity of choice of the Capitals players' wives. Last year the event raised more than \$300,000 for a total of more than \$950,000 raised for charity in three years.

A special reception was held for VIP ticketholders who mingled with the entire team along with coaches and owners. Afterward the players entered the gaming area, which featured blackjack, craps, roulette, Texas hold 'em and slot machines. There were instructional tables along with video game stations in the foyer for everyone to enjoy. The participants were treated to complimentary food and beverage during the event.

There were three silent auctions where participants were able to bid on autographed sports memorabilia and Capitals' game-used equipment and two raffles – one that attendees could buy tickets for and another that guests could enter with the money they won from the casino games. The evening concluded with a live auction featuring one-of-a-kind experiences with Capitals players and coaches.

**Hockey Fights Cancer Jersey Auction:** Since 2008 the Washington Capitals have hosted a jersey auction as part of the NHL's Hockey Fights Cancer Month initiative. The Capitals hosted its Hockey Fights Cancer Jersey Auction during the game on Oct. 22, 2011, and raised nearly \$28,225 for the Washington, D.C., chapter of Flashes of Hope. The jerseys were worn during pregame warmups and featured Hockey Fights Cancer patches on the front with the players' names and numbers stitched in lavender on the back. Lavender is the official color of the NHL's Hockey Fights Cancer month, as it represents all forms of cancer.

Fifteen jerseys went for \$1,000 or more, with Alex Ovechkin's jersey the top seller at \$2,025. Other top bid recipients were jerseys worn and autographed by Karl Alzner, Nicklas Backstrom, Troy Brouwer, John Carlson, Mike Green, Matt Hendricks, Marcus Johansson, Mike Knuble, Brooks Laich, Michal Neuvirth, Mathieu Perreault, Alexander Semin, Tomas Vokoun

and Dennis Wideman. There was also a Capitals-branded guitar autographed by the entire Caps team that was auctioned off for \$3,000.

**Holiday Puck Surprises (Fall/Spring):** Fall and spring are both made a little bit sweeter thanks to the Capitals "Puck Surprises" hosted at Verizon Center. The puck surprises give fans an opportunity to purchase pucks autographed by their favorite players, wrapped with the colors and candy treats of the season. The lucky fans who select unsigned pucks get to meet a Caps player and have them signed in person. During the 2011-12 season the puck surprises raised more than \$36,000 for Capitals Charities.

**Courage Caps:** For the fifth year in a row the Washington Capitals reminded everyone what true courage is and called Caps fans to action through Courage Caps. Through this initiative the Capitals raised more than \$105,000 for Tragedy Assistance Program for Survivors (TAPS).

To kick off the initiative, Washington Capitals Charities hosted 100 members of TAPS for a two-hour long skating party and pizza lunch at Kettler Capitals Iceplex with Caps forwards Jeff Halpern and Mike Knuble in November. Camouflage Courage Caps and T-shirts with camouflage Courage logos were then sold at Capitals games, online at WashingtonCaps.com and at the team stores at Kettler Capitals Iceplex and Verizon Center. There were also a limited number of autographed Courage Caps and T-shirts available.

Courage Caps allowed the Capitals to raise funds for TAPS, a national nonprofit organization providing compassionate care for the families of America's fallen military heroes. TAPS provides peer-based emotional support, grief and trauma resources, seminars for adults, good grief camps for children, case work assistance and a 24/7 resource helpline for all who have been affected by a death in the Armed Forces. Services are provided free of charge.

Since its inception the Courage Caps initiative has raised nearly \$250,000 for worthwhile charities including Our Military Kids, USO-Metro and The Fisher House Foundation. Washington Capitals Charities has sold more than 8,000 Courage Caps in five years and more than 3,000 Courage T-shirts in three years.

**Caps Canine Calendars:** Washington Capitals Charities donated more than \$31,000 to the Washington Animal Rescue League (WARL) in April through the sale of 2012 Caps Canine Calendars. The 2012 Caps Canine Calendars were sold at Caps home games, at the team store at Kettler Capitals Iceplex and online at WashingtonCaps.com. The calendars featured photos of Capitals players Karl Alzner, Jay Beagle, Troy Brouwer, Jeff Halpern, Roman Hamrlik, Matt Hendricks, Michal Neuvirth, Jeff Schultz and Dennis Wideman with their dogs and Nicklas Backstrom, John Carlson and Mike Green with dogs from the Washington Animal Rescue League.

**Players' Wives Gift Basket Auction:** In a rare opportunity that gives fans a glimpse into the lives of their favorite players, the Caps wives and girlfriends team up with Capitals Charities for their annual gift basket auction. The baskets, decorated and put together by the wives and girlfriends, are decked out with some of the players' favorite things – from movies to candy bars. In 2011 the auction raised nearly \$16,000 for Washington Capitals Charities.

**Pick-A-Stick:** On one special gameday each season, the Capitals give fans the opportunity to support Capitals Charities and Pick-A-Stick. Each of the numerous hockey sticks up for grabs, with the exception of a select few, is signed by a member of the team. The lucky fans that chose the unsigned sticks get the opportunity to meet a Caps player and get their brand-new sticks signed in person. The 2012 Pick-A-Stick raised more than \$18,000 for Capitals Charities.

**Mystery Mini-Helmets:** The Washington Capitals raised \$20,080 for Washington



# Caps in the Community

Capitals Charities through the team's Mystery Mini-Helmets fundraiser, taking place during the 2012 playoffs. The Caps mini-helmets were packaged in red bags sealed with a Capitals sticker so fans did not know whose autograph they received until after they had made their purchase. Every mini-helmet was signed by a member of the Caps, with five marked as winners. Each of the lucky fans who selected a winning package not only took home a signed mini-helmet, but also received an authentic autographed jersey.

**Beard-a-thon:** Since 2009 thousands of Caps fans have participated in the team's Beard-a-thon fundraiser. Beard-a-thon encourages fans to grow a beard themselves or make a financial donation in support of a Capitals player or a fan who elected to grow a playoff beard. Fans were also able to build virtual beards for themselves on the Beard-a-thon website. In 2012 the Capitals helped raise more than \$26,000 for the Fuel Fund of Maryland. Since the start of the program, Beard-a-thon has raised nearly \$150,000 for charity.

## Programs

**Serve DC Partnership:** For the third-straight year Washington Capitals Charities partnered with Serve DC – The Mayor's Office of Volunteerism to "adopt" a local school. During the 2011-12 season Capitals Charities adopted Thurgood Marshall Elementary School, a Title I D.C. Public School (DCPS) located in Ward 5 that serves children in preschool through fifth grade.

To kick off the partnership Washington Capitals Charities participated in the annual D.C. Public Schools' Beautification Day in August. The Capitals hosted a service project headlined by Matt Hendricks and John W. Marshall (son of Thurgood Marshall) that featured team mascot Slapshot and public address announcer Wes Johnson, DCPS chancellor Kaya Henderson and more than 125 Caps fans at Thurgood Marshall Elementary School in Northeast Washington. The Caps and volunteers helped prepare the school for the upcoming school year by planting a garden; weeding and cleaning up the grounds; painting murals, classrooms and exterior doors; putting together a robotics table for the school's robotics program; creating welcome signs; assembling goody bags for the students; and helping teachers organize classrooms.

Throughout the course of the season, WCC and the Capitals grew their relationship with Thurgood Marshall Elementary School. More than \$10,000 in equipment was donated to Thurgood Marshall as the school received a portion of the funds raised from the team's Fall Puck Surprise. Capitals Charities purchased a SMART Board, computer, printer, listening libraries with language CDs, educational DVDs and physical education equipment for the school.

In February 2012 Caps players Roman Hamrlik and Joel Ward along with assistant coach Dean Evason and mascot Air-Slapshot brought the team's Hockey School program to Thurgood Marshall Elementary. The Capitals led a floor hockey clinic for 50 first- through fifth-grade students, focusing on puck-handling, passing and shooting. The Caps players also answered questions and had the students participate in scrimmages. The street hockey equipment used during the event was donated by WCC to the school.

Following the clinic, Ward was led on a tour of the school by principal Sharon Wells and head teacher George Hill. The school administrators showed Ward the improvements Caps fans had made during the 2011 Beautification Day. Wells and Hill also showed the Caps forward the technology that Capitals Charities had donated to the school and gave a tutorial on how the equipment works and is utilized by the students.

**Family to Family Program:** 2011 was the first year that all three MSE sports teams collaborated on the Family-to-Family program, which the Wizards created 15 years ago. The program allows the Caps, Mystics and Wizards to "adopt" families in need who are nominated by local schools and nonprofit organizations. This past holiday season more than 20 families were adopted by the teams' charities, individual players and staff members.

The Family-to-Family program kicked off in November when Washington Capitals players' wives and girlfriends partnered with the wives of the Washington Wizards' coaching staff to shop for the 20 families adopted through the program. Caps players' wives and girlfriends Carmen Brouwer, Amelia Falk, Mandy Flemmer, Kelley Halpern, Monika Hybnerova, Mackenzie Keeley, Megan Knuble and Lindsay MacDonald along with Patrice Cleary, wife of Wizards strength and conditioning coach Drew Cleary, Debbie Saunders, wife of Wizards head coach Flip Saunders and Wizards assistant coach Ryan Saunders shopped for 60 children and 25 adults. Clothing, educational items and toys were purchased for the children, while clothing and household items along with grocery gift cards were purchased for the parents and guardians. By the end of the day 75 shopping carts and one full-sized JK Moving Services truck were filled with clothing, bikes, toys and presents for the families.

In December Washington Capitals players Nicklas Backstrom, John Carlson, Mike Green, Brooks Laich and Joel Ward, Washington Mystics player Monique Currie and Washington Wizards players Jordan Crawford, Shelvin Mack, Hamady Ndiaye and John Wall delivered Christmas presents to three families from MSE's Family-to-Family program. Backstrom, Carlson, Green, Laich, Ward, Currie, Crawford, Mack, Ndiaye and Wall, along with Wizards president Ernie Grunfeld, team mascots G-Wiz and Slapshot, Red Rockers, Wizard Girls, MSE staff members and local media boarded a bus at Verizon Center loaded with gifts for the families. The players spent the afternoon delivering presents to the Felder-Leslie family in Woodbridge, the White family in Trinidad and the Thompson family in Rosedale – all neighborhoods in northeast Washington.

Later that month Washington Capitals players Karl Alzner and fiancée Mandy Flemmer, Jeff Halpern, Roman Hamrlik and girlfriend Cynthia Lavoie, Michal Neuvirth and girlfriend Monika Hybnerova and Dennis Wideman and fiancée Lindsay MacDonald, Washington Mystics player Monique Currie and Washington Wizards players Andray Blatche, JaVale McGee, Jan Vesely, Kevin Seraphin, Chris Singleton and Ronny Turiaf hosted a holiday party for the recipients of the Family-to-Family program. More than 100 underserved children and families who were "adopted" by the teams attended the event which was held on the Wizards practice court at Verizon Center. The children and families in attendance enjoyed an evening of refreshments, games and dancing with the Caps, Mystics and Wizards players, team mascots Slapshot and G-Wiz, Red Rockers and Wizard Girls who were all on hand to help spread holiday cheer to the deserving families. The children had a chance to play hockey and basketball with the pros, have their faces painted and take photos with Santa. At the end of the evening, each family left with bags overflowing with holiday gifts from the Caps, Wizards and Mystics.

# Caps in the Community

**Fort Dupont Service Project:** For the past three seasons Capitals Charities has hosted a service project at Fort Dupont Ice Arena in Washington, D.C. In June 2012 Capitals defenseman John Carlson and mascot Slapshot teamed up with 100 Caps fans to help spruce up the ice rink. Volunteers worked on indoor projects that included waxing the boards, cleaning the glass, painting the lobby and hallway behind the bleachers, cleaning hockey equipment, putting together goals and organizing hockey equipment. Outdoor projects included washing windows, weeding and mulching tree boxes and flower beds and raking leaves and sweeping the sidewalks and parking lot.

Fort Dupont is the only public indoor ice arena located in Washington, D.C., and the only skating facility in the area that provides free or subsidized skating programs to children. Its Kids On Ice program provides free figure skating, hockey and speed skating lessons to economically disadvantaged children who might not otherwise have the opportunity to learn these sports. Friends of Fort Dupont Ice Arena partners with public and private schools, summer camps, churches and local community organizations to promote and deliver its programs to more than 7,000 children per year.

**Make-A-Wish:** During the 2011-12 season Washington Capitals Charities helped fulfill three wishes for children from the Make-A-Wish Foundation. Working through the Make-A-Wish Foundation of the Mid-Atlantic, Washington Capitals Charities, along with Alex Ovechkin and other Caps players, helped facilitate wishes for three children: Ellie Carney, 18, of Washington, D.C., Robert Thompson, 18, of Essexville, Mich., and Sam Jacobson, 15, of Boise, Idaho. All of the children attended a Caps game where they received an autographed Ovechkin jersey, watched the teams warmup from the penalty box, sat in either a suite or Ovechkin's "Ovi's Crazy 8s" section, rode the Olympia ice resurfer during an intermission and spent time with their favorite player, Ovechkin, after the game. WCC made sure that the Make-A-Wish children, along with their families, had plenty of Capitals gear and merchandise. Robert and Sam attended practice sessions at Kettler Capitals Iceplex, toured the practice facility, met with other Caps players and each had his own stall set up in the team's locker room with a personalized nameplate. Sam, a high school hockey player, was also given a full set of equipment from Bauer and was then able to skate with Ovechkin, Mike Green and Karl Alzner after practice.



**YOUR OFFICIAL FLAGSHIP OF THE  
WASHINGTON CAPITALS**

**106.7**

*the*

**FAN**

**DC ★ SPORTSRADIO**



**1067THEFANDC.COM**



@1067thefandc



facebook.com/1067thefan

# PLAYERS



# 2012-13 Training Camp Roster

## FORWARDS (15)

#	Player	Ht.	Wt.	Shoots	Born	Birthplace	2011-12 Club	League(s)
19	BACKSTROM, Nicklas	6'1"	213	Left	11/23/87	Gavle, Sweden	CAPITALS	NHL
83	BEAGLE, Jay	6'3"	215	Right	10/16/85	Calgary, Alberta	CAPITALS	NHL
20	BROUWER, Troy	6'3"	213	Right	8/17/85	Vancouver, British Columbia	CAPITALS	NHL
25	CHIMERA, Jason	6'3"	213	Left	5/2/79	Edmonton, Alberta	CAPITALS	NHL
15	CRABB, Joey	6'2"	190	Right	4/3/83	Anchorage, Alaska	Toronto	NHL/AHL
16	FEHR, Eric	6'4"	212	Right	9/7/85	Winkler, Manitoba	Winnipeg	NHL
26	HENDRICKS, Matt	6'0"	211	Left	6/17/81	Blaine, Minnesota	CAPITALS	NHL
90	JOHANSSON, Marcus	6'1"	205	Left	10/6/90	Landskrona, Sweden	CAPITALS	NHL
21	LAICH, Brooks	6'2"	210	Left	6/23/83	Wawota, Saskatchewan	CAPITALS	NHL
8	OVECHKIN, Alex	6'3"	230	Right	9/17/85	Moscow, Russia	CAPITALS	NHL
85	PERREAULT, Mathieu	5'10"	185	Left	1/5/88	Drummondville, Quebec	CAPITALS	NHL
9	RIBEIRO, Mike	6'0"	179	Left	2/10/80	Montreal, Quebec	Dallas	NHL
42	WARD, Joel	6'1"	226	Right	12/2/80	Toronto, Ontario	CAPITALS	NHL
43	WILSON, Tom	6'3"	205	Right	3/29/94	Toronto, Ontario	Plymouth	OHL
17	WOLSKI, Wojtek	6'3"	215	Left	2/24/86	Zabrze, Poland	New York Rangers/Florida	NHL

## DEFENSEMEN (9)

27	ALZNER, Karl	6'3"	213	Left	9/24/88	Burnaby, British Columbia	CAPITALS	NHL
74	CARLSON, John	6'3"	212	Right	1/10/90	Natick, Massachusetts	CAPITALS	NHL
4	ERSKINE, John	6'4"	220	Left	6/26/80	Kingston, Ontario	CAPITALS	NHL
52	GREEN, Mike	6'1"	207	Right	10/12/85	Calgary, Alberta	CAPITALS	NHL
44	HAMRLIK, Roman	6'2"	206	Left	4/12/74	Zlin, Czech Republic	CAPITALS	NHL
38	HILLEN, Jack	5'11"	201	Left	1/24/86	Minnetonka, Minnesota	Nashville	NHL
3	POTI, Tom	6'3"	190	Left	3/22/77	Worcester, Mass.	CAPITALS	NHL
45	SCHILLING, Cameron	6'2"	182	Left	10/7/88	Carmel, Indiana	Hershey/Miami University	AHL/NCAA
55	SCHULTZ, Jeff	6'6"	230	Left	2/25/86	Calgary, Alberta	CAPITALS	NHL

## GOALTENDERS (2)

70	HOLTBY, Braden	6'2"	203	Left	9/16/89	Lloydminster, Saskatchewan	CAPITALS/Hershey	NHL/AHL
30	NEUVIRTH, Michal	6'1"	209	Left	3/23/88	Usi Labem, Czech Republic	CAPITALS	NHL

Rosters as of Jan. 13, 2013

# 2012-13 Training Camp Numerical Roster

3	Tom Poti .....D	25	Jason Chimera .....LW	55	Jeff Schultz .....D
4	John Erskine.....D	26	Matt Hendricks .....C/LW	70	Braden Holtby.....G
8	Alex Ovechkin .....LW	27	Karl Alzner .....D	74	John Carlson .....D
9	Mike Ribeiro .....C	30	Michal Neuvirth.....G	83	Jay Beagle .....C
15	Joey Crabb .....RW	38	Jack Hillen .....D	85	Mathieu Perreault.....C
16	Eric Fehr.....RW	42	Joel Ward .....RW	90	Marcus Johansson.....C
17	Wojtek Wolski .....LW	43	Tom Wilson .....LW/RW		
19	Nicklas Backstrom.....C	44	Roman Hamrlik.....D		
20	Troy Brouwer .....RW	45	Cameron Schilling.....D		
21	Brooks Laich .....C	52	Mike Green .....D		





# KARL ALZNER

# 27

Defense • Height: 6'3" • Weight: 213 • Shoots: Left  
Born: September 24, 1988 (Burnaby, British Columbia)  
Drafted: Capitals' first-round choice, fifth overall, in the 2007 Entry Draft

## 2011-12

Set career highs in points and assists while playing in all 82 games for the second-consecutive year ... Ranked 4th on the team in ice time per game (20:52) ... Finished 3rd on the team in blocked shots (139)...T-1st on the team in plus/minus (+12)...Tallied an assist on Caps' first goal of the game on 4/5 vs. FLA...Assisted on Caps' first goal on 3/31 vs. MTL...Tallied a team-high 11 blocked shots on 2/5 vs. BOS...Set a career high in points (13) with his assist on 2/1 at FLA...First-career fighting major (Downie) 1/13 vs. TB...Set a career high in assists (11) with his assist on 12/31 at CBJ...Recorded an assist on the overtime GWG on 12/3 vs. OTT...Recorded an assist on 11/4 at CAR...Scored his first goal of the year (first goal since 12/18/10 at BOS) on 10/27 at EDM...Established a new career high point streak (3 games) with his assist on 10/13 at PIT...Registered an assist on 10/10 vs. TB...Recorded his first assist of the season on 10/8 vs. CAR...Tallied 2 shots, 2 hits and 2 blocked shots on 10/8 vs. CAR ... Led the team in postseason time on ice per game (24:53) ... Ranked 3rd on WSH in blocked shots (33) during the playoffs ... Skated 37:14 in Game 3 of ECSF vs. NYR.

## Career

**2010-11:** Tied for fifth on the team in plus/minus at +14 ... Set a career high for games played (82), goals (2), assists (10), points (12), plus/minus (+14) and penalty minutes (24) ... Seventh on the team in time on ice per game (20:00) ... Third on the team in blocked shots (132) ... Skated a career high 26:49 vs. CAR on 3/29 ... Had a career-high three assists at ANA (2/16) ... Was +17 in 29 games from 12/15- 2/21 (1g-5a) ... Had an assist and skated 30:13 in Game 4 of ECQF vs. NYR ... Finished with a game-high eight blocked shots in Game 1 of ECQF vs. NYR ... Tied for second on the team with 20 blocked shots in the playoffs ... Ranked fourth on the team during the playoffs with 23:18 of ice time per game. **2009-10:** Appeared in 21 games in six recalls to Washington, posting five assists ... Skated an average of 16:24 per game ... Played a season-high 21:35 and was +2 12/15 at COL ... Three of his five assists came in December ... Washington was 5-0-0 when he had a point ... Made his NHL playoff debut in Game 7 vs. MTL (4/28) ... Played 56 games for Hershey (AHL) ... Ranked third on the team and tied for sixth in the AHL at +34 (tied with Chris Chelios) ... Posted 21 points (3g-18a) ... Two of his three goals came on the power play ... Offense picked up significantly in the second half: he had 1g-3a through December and 2g-15a after 1/1 ... Was +4 as Hershey beat Binghamton 8-1 (10/10) ... Had an assist and was +3 10/30 at Hartford and on 11/13 vs. Norfolk ... Had 2a on 2/21 vs. Albany ... Had separate point streaks of three games and five games in March, when he totaled nine points (1g-8a) ... His two PPGs came in the last eight games of the regular season ... Led Hershey defensemen and ranked tied for fourth among AHL defensemen with 10 points (3g-7a) in 20 playoff games ... Tied for ninth in the league with a +7 playoff rating ... Recorded three assists 4/25 vs. Albany ... Scored the second goal of the game in Hershey's 4-0 Calder Cup-clinching Game 6 win vs. Texas (6/14). **2008-09:** Appeared in 30 games in three recalls to Washington, posting five points (1g-4a) and two PIM ... The only NHL defenseman with more than 25 games played and fewer than eight PIM ... Played 20 or more minutes in 15 of his 30 games ... Ranked third among NHL rookies in ice time (19:25 per game) ... Assisted on two GWGs ... Named one of the three stars in three games ... Made NHL debut vs. ATL (11/26) ... Recorded his first NHL point with an assist 12/4 vs. NYI ... Scored his first career goal and added an assist for his first multiple-point game 12/6 at TOR, giving him three points in two games ... Logged a career high 24:45 of ice time on 12/20 at PHI ... Played in 48 games for Hershey, netting 20 points (4g-16a) and 10 PIM ... Shared the lead among AHL rookies with a +23 rating ... Had four multiple-point games ... Played 10 games in Hershey's run to the Calder Cup, recording two assists.

## Junior Career

**2007-08:** Named to the Canadian Major Junior First All-Star Team and the Canadian Major Junior Defenseman of the Year ... Also chosen as the WHL Player of the Year, the WHL Defenseman of the Year and named to the WHL East First All-Star Team ... Captain of the CGY Hitmen (WHL) ... Played 60 games for CGY and had 36 points (7g-29a) and only 15 PIM ... Finished with a +26 rating ... Had two assists in the first game of the season against Red Deer (9/21) ... Registered eight multiple-point games during the season, including a three-point game (1g-2a) vs. Brandon (1/27) ... Scored the GWG in overtime at Kootenay (1/22) ... Had eight points (6g-2a) in 16 playoff games ... Tied for the team lead in defensemen playoff goals and ranked second in points by a defenseman ... Represented Canada in the 2007 Canada-Russia Super Series and the 2008 World Junior Championship. **2006-07:** Won a gold medal with Team Canada at the 2007 World Junior Championship ... Earned WHL Eastern Conference Second-Team All-Star honors ... Played in the 2007 Top Prospects Game ... Represented the WHL in the 2006 Canada-Russia Challenge ... Posted 47 points (8g-39a) and a +16 rating in 63 games for CGY ... Led all Hitmen defensemen in assists and points; tied for the lead among team defensemen in goals ... Won CGY's Coaches' Award and was named the team's top defenseman ... Had 13 points in 18 playoff games as the Hitmen reached the Eastern Conference finals. **2005-06:** Skated in 70 games for CGY and tallied 24 points (4g-20) ... Had one goal and three assists in 13 playoff games. **2004-05:** Played in 66 games in his first year in CGY and dished out 10 assists ... Had three assists in 12 playoff games. **2003-04:** Saw action in 41 games for Richmond of the PIJHL, recording three goals and nine assists ... Made his WHL debut.

## International Career

Won back-to-back World Junior Championship gold medals with Canada (2007, 2008). **2008:** Captain of Team Canada at the World Junior Championship ... Posted two points (1g-1a) and was +2 in seven games ... Chosen by the coaching staff as one of Canada's top three players in the tournament ... Also represented Canada in the Canada-Russia Super Series. **2007:** Played six games for Canada at the World Junior Championship, recording one assist. **2005:** Played for Team Canada in the Under-18 Junior World Cup in the Czech Republic/Slovakia... Played for Team Pacific at the 2004-05 World Under-17 Hockey Challenge in Lethbridge, Alberta.

## NHL Transactions

Selected by Washington in the first round, fifth overall, in the 2007 Entry Draft.

## Personal

Enjoys golf, swimming, movies and camping ... Supports Canuck Place Children's Hospice in VAN ... His favorite hockey memories are winning two World Junior Championships and his first NHL game ... Favorite athlete is Steve Nash ... Won CGY's Scholastic Player of the Year in each of his first two seasons with the team ... Was the subject of an hour-long radio documentary called Hockey Diaries in 2008-09.

# 27 KARL ALZNER



## vs. the NHL

	GP	G	A	P	PIM
ANA	3	0	3	3	0
BOS	11	1	1	2	2
BUF	11	1	1	2	0
CGY	2	0	0	0	0
CAR	15	0	2	2	6
CHI	2	0	0	0	0
COL	3	0	2	2	0
CBJ	4	0	1	1	0
DAL	2	0	0	0	2
DET	4	0	1	1	0
EDM	4	1	1	2	4
FLA	16	0	3	3	8
LA	3	0	0	0	2
MIN	2	0	0	0	2
MTL	13	0	4	4	2
NSH	3	0	1	1	2
NJ	9	0	2	2	2
NYI	12	0	2	2	4
NYR	11	0	3	3	4
OTT	11	0	2	2	2
PHI	11	0	1	1	4
PHX	3	0	0	0	0
PIT	10	0	1	1	4
SJ	5	0	0	0	0
STL	5	0	0	0	4
TB	13	0	2	2	9
TOR	10	1	1	2	0
VAN	3	0	0	0	0
WPG	14	0	1	1	0

## Playoffs vs. the NHL

	GP	G	A	P	PIM
BOS	7	0	1	1	0
MTL	1	0	0	0	0
NYR	12	0	1	1	0
TB	4	0	0	0	0

## CAREER HIGHLIGHTS

<b>First NHL Game:</b> 11/26/08 (WSH 5 vs ATL 3)	<b>Most Shots in a Game:</b> 4 (12/15/11, WSH 1 at WPG 0)	<b>Penalty Shots:</b> None	
<b>First NHL Goal:</b> 12/6/08 (WSH 2 at TOR 1, Toskala)	<b>Most PIM in a Game:</b> 5 (1/13/12, WSH 4 vs TBL 3)	<b>Shootouts:</b> None	
<b>First NHL Assist:</b> 12/4/08 (WSH 5 vs NYI 2)	<b>Most Ice Time in a Game:</b> 27:40 (12/7/11, WSH 5 at OTT 3)	<b>PLAYOFF CAREER HIGHLIGHTS</b>	
<b>Most Goals in a Game:</b> 1 (4 times, last 10/27/11, WSH 1 at EDM 2)	<b>Multiple-Point Games:</b> 2 (last: 2/16/11, WSH 7 at ANA 6, 3A)		<b>Most Assists in a Game:</b> 1 (3 times, last: 5/2/12, WSH 1 vs NYR 2)
<b>Most Assists in a Game:</b> 3 (2/16/11, WSH 7 vs ANA 6)	<b>Longest Assist Streak:</b> 3 (10/8/11-10/13/11, 3A)		<b>Most Points in a Game:</b> 1 (2 times, last: 5/2/12, WSH 1 vs NYR 2, 1A)
<b>Most Points in a Game:</b> 3 (2/16/11, WSH 7 vs ANA 6, 3A)	<b>Longest Point Streak:</b> 3 (10/8/11-10/13/11, 3A)		

## CAREER STATISTICS

Year	Team	League	Regular Season													Playoffs				
			GP	G	A	Pts	PIM	+/-	PP	SH	GW	S	GP	G	A	Pts	PIM			
2003-04	Richmond	PIJHL	41	3	9	12	8	-	-	-	-	-	-	13	0	2	2	0		
	Calgary	WHL	1	0	0	0	0	-	-	-	-	-	-	-	-	-	-	-		
2004-05	Calgary	WHL	66	0	10	10	19	-	-	-	-	-	-	12	0	3	3	9		
2005-06	Calgary	WHL	70	4	20	24	28	-	-	-	-	-	-	13	1	3	4	4		
2006-07	Calgary	WHL	63	8	39	47	32	-	-	-	-	-	-	18	1	12	13	4		
	Canada	WJC	6	0	1	1	2	-	-	-	-	-	-	-	-	-	-	-		
2007-08	Calgary	WHL	60	7	29	36	15	-	-	-	-	-	-	16	6	2	8	4		
	Canada	WJC	7	1	1	2	0	-	-	-	-	-	-	-	-	-	-	-		
2008-09	CAPITALS	NHL	30	1	4	5	2	-1	0	0	0	31	-	-	-	-	-			
	Hershey	AHL	48	4	16	20	10	-	-	-	-	-	10	0	2	2	2			
2009-10	CAPITALS	NHL	21	0	5	5	8	-2	0	0	0	16	1	0	0	0	0			
	Hershey	AHL	56	3	18	21	10	-	-	-	-	-	20	3	7	10	4			
2010-11	CAPITALS	NHL	82	2	10	12	24	14	0	0	0	64	9	0	1	1	0			
2011-12	CAPITALS	NHL	82	1	16	17	29	12	0	0	0	56	14	0	2	2	0			
<b>NHL/CAPITALS TOTALS</b>			<b>215</b>	<b>4</b>	<b>35</b>	<b>39</b>	<b>63</b>	<b>23</b>	<b>0</b>	<b>0</b>	<b>0</b>	<b>167</b>	<b>24</b>	<b>0</b>	<b>3</b>	<b>3</b>	<b>0</b>			

WHL East Second All-Star Team (2007) • WHL East First All-Star Team (2008) • WHL Defenseman of the Year (2008) • WHL Player of the Year (2008) • Canadian Major Junior First All-Star Team (2008) • Canadian Major Junior Defenseman of the Year (2008)





# NICKLAS BACKSTROM

# 19

Center • Height: 6'1" • Weight: 213 • Shoots: Left  
Born: November 23, 1987 (Gavle, Sweden)  
Drafted: Capitals' first-round choice, fourth overall, in the 2006 Entry Draft

Recorded 266 career assists, the most by a Capital in his first five seasons, and 367 points, trailing only Alex Ovechkin (529) and Mike Gartner (403) for scoring by a Cap in a player's first five seasons ... Ranks 21st in NHL history in assists in a player's first five years ... Ranks sixth in the league in assists over the last five years (trailing Henrik Sedin, Joe Thornton, Martin St. Louis, Ryan Getzlaf and Evgeni Malkin) ... One of only 15 players averaging at least a point per game over the last five seasons (min. 15 games) ... The top-scoring player from his draft class (2006) ... Already ranks 17th in career scoring for the Capitals and has two of the team's top four single-season assist totals.

### 2011-12

Finished 5th on the team in points (44) despite missing 40 games (1/7-3/29) due to injury... Collected 16 multiple-point games... Scored a goal and added an assist on 4/7 at NYR... Tallied 3 assists on 1/3 vs. CGY... 13th multi-point game on 12/20 vs. NSH (1g-1a)... Collected a goal and an assist on 12/7 at OTT... Recorded a goal and an assist on 11/21 vs. PHX... Was named NHL's Third Star of the week for week ending Nov. 6... Recorded his 8th multi-point game of the season (4th in a row) with 2 assists on 11/5 at NYI... Had a goal and an assist on 11/4 at CAR... Scored the GTG and the GWG on 11/1 vs. ANA... Recorded his 5th multiple-point game of the season with 2 assists on 10/29 at VAN... Collected a goal and an assist on 10/22 vs. DET... Registered his 3rd multiple-point game of the season with 2 assists on 10/20 at PHI ... Ranked 2nd on WSH in playoff scoring and 1st in assists and penalty minutes ... Led all WSH forwards in ice time per game (21:31) and all Capitals in takeaways during the postseason (19) ... Scored the GWG in double overtime of Game 2 of the ECQF on 4/14 at BOS ... Had two, two-assist games during the playoffs.

### Career

**2010-11:** Collected 19 multiple-point games ... Second on the team in points (65) and assists (47) and fourth in goals (18) ... One of just six active players to record at least 40 assists in each of his first four NHL seasons ... Led the team and ranked sixth in the league in takeaways (73) ... Had his 313 consecutive-games streak snapped on 3/9 vs. EDM; was the third-longest streak in franchise history ... Registered 10 points (2g-8a) in six games against TB ... Tied for first on the team in plus/minus at +24 ... Recorded his 300th career point (an assist) on 1/18 at PHI ... Had four games where he scored two goals ... Recorded 14 of his 18 goals and 33 of his 65 points on the road ... Had a five-game point streak (1g-6a) from 1/14-24 ... Recorded three four-point games 10/30 at CGY (1g-3a), 11/11 vs. TB (4a) and 2/4 at TB (2g-2a) ... Had a single-game career high seven shots on goal on 3/26 at MTL ... Finished the playoffs second among forwards in ice time per game (23:18) ... Led the team with six postseason takeaways. **2009-10:** The only Capitals player to compete in every game ... Second on the team in scoring and set career highs in points (101), goals (33) and assists (68) ... Third in the NHL with 68 assists and fourth with 101 points ... Became the fourth Capital to reach the 100-point milestone in a season, joining Alex Ovechkin (four times), Mike Gartner and Dennis Maruk (one each) ... He and Ovechkin became the first Capitals teammates to record 100-plus points in the same season ... First Washington center in 20 years to record 30 goals (Mike Ridley, 1989-90) ... Second Capital ever with 30 goals and 60 assists in the same season (Dennis Maruk had 60g-70a in 1981-82) ... Led the NHL with 48 points (15g-33a) on the road ... His 68 assists place him third in team history for a single season ... Ranked fourth in the NHL with 26 power-play assists and tied for third with 37 power-play points ... Led the team with 12 game-winning assists ... Third on the team with 11 PPG and fourth on the team and in the NHL with a +37 rating ... Assisted on Ovechkin's 50th goal to earn his 100th point 4/9 vs. ATL ... The two became the eighth teammates all-time to hit 50 goals and 100 points in the same game, the first since Craig Simpson and Mark Messier in 1988 ... Named NHL First Star of the Week for the week ending 12/6 after recording nine points (4g-5a) ... Was named NHL Third Star of the Week once in January, February and April ... Ranked second on the team with nine points (5g-4a) in seven playoff games ... Had his first hat trick as a professional and added an assist in Game 2 of the ECQF vs. MTL (4/17) ... He and MTL's Andrei Kostitsyn became the fifth pair of playoff opponents to both record hat tricks in the same game ... Had a three-point night (1g-2a) and was +4 in Game 4 at MTL (4/21). **2008-09:** Paced NHL sophomores and tied for ninth in the NHL with 88 points ... One of only two Capitals (with Brooks Laich) to play in every game; has never missed an NHL game in his career ... Second on the team in scoring and registered career highs in points (88), goals

(22) and assists (66) ... His 88 points were the most by a Capital other than Alex Ovechkin in 20 years (Mike Ridley had 91 in 1988-89) ... Tied for third in the NHL with 66 assists ... His 66 assists ranked third in team history for a single season ... Tied for fourth in the NHL with 28 power-play assists and tied for second with 24 divisional assists (Ovechkin was first with 26) ... Third on the team with 14 PPGs and a +16 rating ... Led the team and fifth in the league with 77 takeaways ... Third on the team with 21 multiple-point games and first with 15 multiple-assist games ... Named to the NHL YoungStars Game but did not participate ... Recorded a single-game career high five points (1g-4a) at NJ (11/15), with a hand in every Caps goal ... Named the NHL's First Star of the Week for the week ending 11/16 (2g-9a, +10) ... His 12 assists in 14 playoff games led the Caps, while his 15 points ranked second on the team behind Ovechkin ... Led the NHL with seven assists in the first round of the playoffs ... Finished with the second-best assist total in Caps playoff history, one shy of Andrei Nikolishin's single-season record (13, 1998) ... Had a point in all seven Capitals wins in the playoffs ... Tallied eight points (3g-5a) vs. PIT in the ECSF ... Scored goals in Games 3, 4 and 5 vs. PIT (3g-1a; 5/6—5/9). **2007-08:** Runner-up for the Calder Trophy as the NHL's rookie of the year ... Named to the NHL All-Rookie Team and played in the NHL YoungStars Game ... One of four Capitals to play in every game ... Paced NHL rookies in assists (55) and finished second in points (69); finished 11th in the NHL in assists ... His 55 assists set a Capitals rookie record; he is the second most prolific rookie scorer in Capitals history ... Tied for third among rookies with a +13 rating and had the highest rating among the top 15 rookie scorers ... Led the Capitals and all NHL rookies with 72 takeaways; tied for sixth in the league ... The only rookie with at least 45 points to have a plus-rating in both home and road games ... Tied for first among rookies in power-play assists (22) and ranked third in rookie power-play points (25) ... Tied for second among rookies with four GWGs (11/8 at OTT; 11/23 at PHI; 3/5 at BUF and 3/25 at ATL) ... Notched his first NHL point, an assist, in his first game, 10/5 at ATL ... Scored his first NHL goal 11/8 at OTT ... Posted his first multiple-point game (1g-2a) on his 20th birthday and Bruce Boudreau's NHL coaching debut, 11/23 at PHI ... Became the first rookie in NHL history to post back-to-back four-assist games (1/19 vs. FLA and 1/21 at PIT); had his third four-point game (1g-3a) vs. TOR (3/3) ... Shared the team lead in playoff goals (4) and was tied for second in the NHL in first-round goals ... Led all NHL rookies in first-round goals and shared the lead among rookies in points ... Ranked tied for fourth on the team with six points in seven playoff games ... Finished a team-best +3 in the playoffs ... Had an assist in his first career playoff game, 4/11 vs. PHI ... Scored goals in four straight games to close out the ECQF series vs. PHI, notching the Capitals' first goal in each of those games.

### European Career

**2005-06:** Named Rookie of the Year in the Swedish Elite League, a league all-star and the best forward for Brynas.

### International Career

Has represented Sweden in six international competitions, participating in the World Junior Championship twice, the World Championship three times and the 2010 Olympic team. **2006:** Posted seven points (4g-3a) in six games in the World Junior Championship, leading the Swedes in goals and ranking second in points ... Named Sweden's best forward in the tournament ... Finished tied for fifth in the tournament in points and tied for third in goals ... Made his debut at the World Championship, playing in four games and helping Sweden win the gold medal.

### NHL Transactions

Selected by Washington in the first round, fourth overall, in the 2006 Entry Draft.

### Personal

Son of Anders and Christine Backstrom ... Anders played professionally in Sweden and was a draft pick of the NYR (10th round, 203rd overall, in 1980) ... Brother, Kristoffer, is a defenseman playing in Sweden ... Enjoys golf and tennis ... First job was as a carpenter ... Was on the cover of the Swedish edition of EA Sports' NHL10 video game .. Threw out the first pitch at the Washington Nationals-Baltimore Orioles game May 21, 2007, at RFK Stadium, the first baseball game he ever attended.



# 19 NICKLAS BACKSTROM



## vs. the NHL

	GP	G	A	P	PIM
ANA	5	3	4	7	0
BOS	16	4	13	17	10
BUF	19	8	10	18	8
CGY	5	1	8	9	2
CAR	27	10	21	31	12
CHI	3	2	1	3	0
COL	5	2	2	4	2
CBJ	7	1	3	4	0
DAL	4	0	4	4	0
DET	5	2	3	5	0
EDM	4	2	0	2	2
FLA	29	6	23	29	16
LA	4	1	2	3	2
MIN	4	1	0	1	2
MTL	16	5	9	14	4
NSH	7	3	4	7	6
NJ	19	3	12	15	6
NYI	17	4	11	15	12
NYR	18	4	14	17	8
OTT	19	8	12	20	10
PHI	18	7	22	29	10
PHX	4	1	2	3	8
PIT	18	1	23	24	20
SJ	5	1	3	4	4
STL	6	4	3	7	2
TB	28	5	23	28	18
TOR	18	3	14	17	16
VAN	5	0	3	3	0
WPG	29	9	17	26	2

## Playoffs vs. the NHL

	GP	G	A	P	PIM
BOS	6	1	3	4	16
MTL	7	5	4	9	4
NYR	19	1	11	12	8
PHI	7	4	2	6	2
PIT	7	3	5	8	4
TB	4	0	1	1	2

## CAREER HIGHLIGHTS

**First NHL Game:**  
10/5/07 (WSH 3 at ATL 1)

**First NHL Assist:**  
10/5/07 (WSH 3 at ATL 1)

**First NHL Goal:**  
11/8/07 (WSH 4 at OTT 1, Emery)

**Most Goals in a Game:**  
2 (14 times, last 11/11/11, WSH 5 vs ANA 4 OT)

**Most Assists in a Game:**  
4 (6 times, last 11/11/10, WSH 6 vs TB 3)

**Most Points in a Game:**  
5 (3 times, last 2/4/10, WSH 6 at NYR 5, 1G-4A)

**Most Shots in a Game:**  
7 (2 times, last: 3/26/11, WSH 2 at MTL 0)

**Most PIM in a Game:**  
10 (2/7/10, WSH 5 vs PIT 4 OT)

**Most Ice Time in a Game:**  
26:25 (3/30/10, WSH 4 at OTT 5 OT)

**Multiple-Point Games:**  
98 (last: 4/7/12, WSH 4 at NYR 1, 1G-1A)

**Longest Goal Streak:**  
3 (3 times, last: 12/19/09–12/26/09, 4G)

**Longest Assist Streak:**  
9 (1/23/10–2/10/10, 14A)

**Longest Point Streak:**  
10 (2 times, last: 10/29/11-11/11/11, 3G-7A)

**Penalty Shots:** None  
**Shootouts:** 8/21

## PLAYOFF CAREER HIGHLIGHTS

**Most Goals in a Game:**  
3 (4/17/10, WSH 6 vs MTL 5 OT)

**Most Assists in a Game:**  
3 (4/20/09, WSH 4 vs NYR 0)

**Most Points in a Game:**  
4 (4/17/10, WSH 6 vs MTL 5 OT, 3G-1A)

## CAREER STATISTICS

Year	Team	League	Regular Season													Playoffs				
			GP	G	A	Pts	PIM	+/-	PP	SH	GW	S	GP	G	A	Pts	PIM			
2004-05	Brynäs	J20Selit	29	17	17	34	24	-	-	-	-	-	-	10	1	1	2	0		
2005-06	Brynäs	SEL	19	0	0	0	2	-	-	-	-	-	-	-	-	-	-	-		
	Brynäs	J20Selit	-	-	-	-	-	-	-	-	-	-	-	1	0	0	0	2		
Sweden	WJC	6	4	3	7	2	-	-	-	-	-	-	-	-	-	-	-	-		
	Sweden	WC	4	0	0	0	0	-	-	-	-	-	-	-	-	-	-	-		
	Brynäs	SEL	45	12	28	40	46	-	-	-	-	-	-	7	3	3	6	6		
2006-07	Sweden	WJC	7	0	7	7	6	-	-	-	-	-	-	-	-	-	-	-		
	Sweden	WC	9	1	5	6	4	-	-	-	-	-	-	-	-	-	-	-		
	Brynäs	SEL	82	14	55	69	24	13	3	0	4	153	7	4	2	6	2			
2007-08	Sweden	WC	9	3	4	7	4	-	-	-	-	-	-	-	-	-	-			
2008-09	CAPITALS	NHL	82	22	66	88	46	16	14	0	1	174	14	3	12	15	8			
2009-10	CAPITALS	NHL	82	33	68	101	50	37	11	0	4	222	7	5	4	9	4			
	Sweden	Olympics	4	1	5	6	0	-	-	-	-	-	-	-	-	-	-			
2010-11	CAPITALS	NHL	77	18	47	65	40	24	4	1	2	202	9	0	2	2	4			
2011-12	CAPITALS	NHL	42	14	30	44	24	-4	3	0	4	95	13	2	6	8	18			
<b>NHL/CAPITALS TOTALS</b>			<b>365</b>	<b>101</b>	<b>266</b>	<b>367</b>	<b>184</b>	<b>86</b>	<b>35</b>	<b>1</b>	<b>15</b>	<b>846</b>	<b>50</b>	<b>14</b>	<b>26</b>	<b>40</b>	<b>36</b>			

NHL All-Rookie Team (2008)





# JAY BEAGLE

# 83

Center • Height: 6'3" • Weight: 215 • Shoots: Right  
Born: October 16, 1985 (Calgary, Alberta)  
Acquired: Signed as a free agent, March 26, 2008

## 2011-12

Set career highs in games played (41), goals (4), points (5) and PIM (23) despite missing 31 games (10/15-12/26) due to injury ... Finished the season having won 57.7% of his faceoffs; 2nd on the team...Scored his 4th goal of the season on 4/5 vs. FLA...Tallied his third goal of the year on 3/31 vs. MTL...Skated a season-high 20:10 3/23 vs. WPG... Scored a goal on 3/10 at BOS...Scored his first goal of the season on 3/6 vs. CAR...Led the team with five shots on 2/28 vs. NYI...First point (assist) of the season on 1/24 vs. BOS ... Scored first career playoff goal in Game 5 of ECQF at BOS on 4/21 ... Tallied first career postseason assist in Game 2 of ECSF at NYR on 4/30 ... Averaged 18:25 of ice time per game during the playoffs compared to 11:51 per game during the regular season ... T-6th on WSH in hits (25) and 5th among WSH forwards in blocked shots (13) during playoffs ... Led WSH in face-off percentage (54%) during postseason.

## Career

**2010-11:** Played in a career-high 31 games ... Scored his first goal of the season on 12/21 vs. NJ ... Scored his second NHL goal of the season on 12/18 vs. MTL ... Both of his NHL goals were game-winning tallies. **2009-10:** Recorded his first NHL point with an assist 11/17 at NYR ... Scored his first career goal 11/23 at OTT ... Had nine points (2g-7a) as Hershey won the Calder Cup. **2008-09:** Made NHL debut at NYR (2/11), posting three shots ... Made his NHL playoff debut 5/8 at PIT ... With Hershey, appeared in 18 postseason games as the Bears won the Calder Cup. **2007-08:** Ranked tied for fifth on the team in goals (19).

## College Career

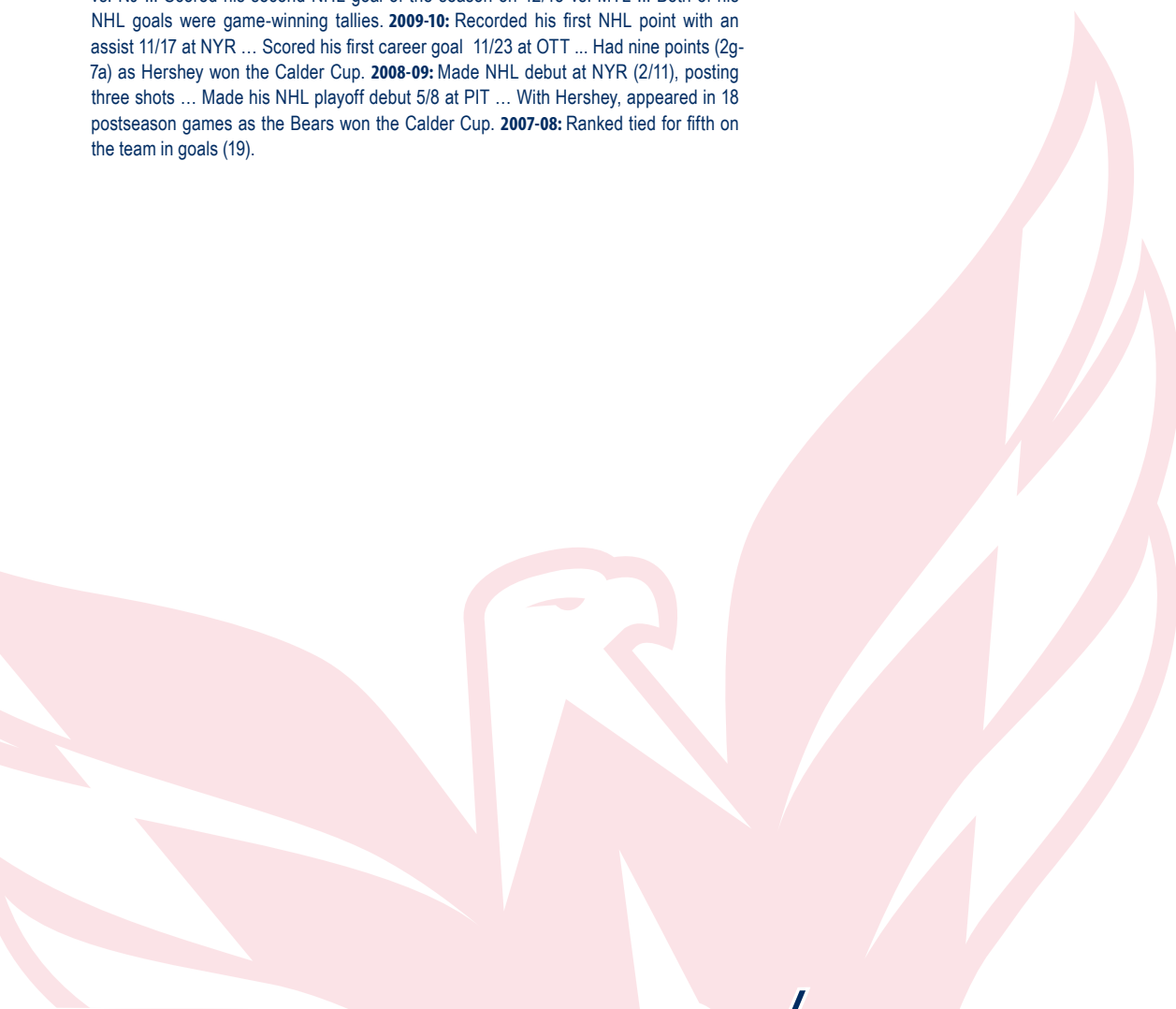
**2006-07:** Set career highs in points (20), goals (10), assists (10) and penalty minutes (93) ... Ranked t-3rd in points and goals for Alaska-Anchorage. **2005-06:** Made his collegiate debut with the University of Alaska-Anchorage, tallying 10 points (4 goals, 6 assists) in 31 games ... Ranked t-6th on the team in goals.

## NHL Transactions

Selected by Washington in the first round, fourth overall, in the 2006 Entry Draft.

## Personal

Nickname is "Beags" ... Lists favorite off-season activities as golfing and fishing ... Favorite sport other than hockey is dirt biking ... Has a dog named Sam and a car named Zipper ... Favorite D.C.-area restaurant is Sweet Green ... Favorite movie is "Zoolander".



# 83 JAY BEAGLE



## vs. the NHL

	GP	G	A	Pts	PIM
ANA	1	0	0	0	0
BOS	4	1	1	2	0
BUF	3	0	0	0	0
CGY	1	0	0	0	0
CAR	5	1	0	1	2
CHI	1	0	0	0	0
DET	2	0	0	0	0
FLA	8	1	0	1	4
LA	1	0	0	0	0
MIN	1	0	0	0	0
MTL	8	2	0	2	4
NJ	3	1	0	1	0
NYI	5	0	0	0	6
NYR	6	0	1	1	2
OTT	4	1	0	1	0
PHI	4	0	0	0	2
PIT	7	0	0	0	7
SJ	2	0	0	0	2
TB	6	0	1	1	4
TOR	4	0	0	0	0
VAN	1	0	0	0	0
WPG	5	0	0	0	2

## Playoffs vs. the NHL

	GP	G	A	Pts	PIM
BOS	7	1	0	1	4
PIT	4	0	0	0	0
NYR	5	0	1	1	0

## CAREER HIGHLIGHTS

### First NHL Game:

2/11/09 (WSH 4 at NYR 5 SO)

### First NHL Assist:

11/17/09 (WSH 4 at NYR 2)

### First NHL Goal:

11/23/09 (WSH 3 at OTT 4 OT, Elliott)

### Most Goals in a Game:

1 (7 times, last: 4/5/12, WSH 4 vs FLA 2)

### Most Assists in a Game:

1 (3 times, last: 1/24/12, WSH 5 vs BOS 3)

### Most Points in a Game:

1 (10 times, last: 1/24/12, WSH 5 vs BOS 3, 1A)

### Most PIM in a Game:

7 (10/13/11, WSH 3 vs PIT 2 OT)

### Most Ice Time in a Game:

20:10 (3/23/12, WSH 3 vs WPG 4 OT)

### Multiple-Point Games:

None

### Longest Goal Streak:

None

### Longest Assist Streak:

None

### Longest Point Streak:

None

### Penalty Shots:

None

### Shootouts:

None

## PLAYOFF CAREER HIGHLIGHTS

### Most Goals in a Game:

1 (4/21/12, WSH 4 at BOS 3, 1G)

### Most Assists in a Game:

1 (4/30/12, WSH 3 at NYR 2)

### Most Points in a Game:

1 (2 times, last 4/30/12, WSH 3 at NYR 2, 1 A)

## CAREER STATISTICS

Year	Team	League	Regular Season											Playoffs					
			GP	G	A	Pts	PIM	+/-	PP	SH	GW	S	GP	G	A	Pts	PIM		
2003-04	Calgary	AJHL	58	10	27	37	100	-	-	-	-	-	-	-	-	-	-	-	-
2004-05	Calgary	AJHL	64	28	42	70	114	-	-	-	-	-	-	-	-	-	-	-	-
2005-06	Ak.-Anchorage	WCHA	31	4	6	10	40	-	-	-	-	-	-	-	-	-	-	-	-
2006-07	Ak.-Anchorage	WCHA	36	10	10	20	93	-	-	-	-	-	-	-	-	-	-	-	-
	Idaho	ECHL	8	2	8	10	4	-	-	-	-	-	-	18	1	2	3	22	
2007-08	Hershey	AHL	64	19	18	37	41	-	-	-	-	-	-	5	0	1	1	2	
2008-09	<b>CAPITALS</b>	<b>NHL</b>	<b>3</b>	<b>0</b>	<b>0</b>	<b>0</b>	<b>2</b>	<b>-3</b>	<b>0</b>	<b>0</b>	<b>0</b>	<b>0</b>	<b>5</b>	<b>4</b>	<b>0</b>	<b>0</b>	<b>0</b>	<b>0</b>	
	Hershey	AHL	47	4	5	9	37	-	-	-	-	-	-	18	1	3	4	16	
2009-10	<b>CAPITALS</b>	<b>NHL</b>	<b>7</b>	<b>1</b>	<b>1</b>	<b>2</b>	<b>2</b>	<b>-1</b>	<b>0</b>	<b>0</b>	<b>0</b>	<b>0</b>	<b>10</b>	-	-	-	-	-	
	Hershey	AHL	66	16	19	35	25	-	-	-	-	-	-	21	2	7	9	0	
2010-11	<b>CAPITALS</b>	<b>NHL</b>	<b>31</b>	<b>2</b>	<b>1</b>	<b>3</b>	<b>8</b>	<b>-2</b>	<b>0</b>	<b>0</b>	<b>0</b>	<b>2</b>	<b>27</b>	-	-	-	-	-	
	Hershey	AHL	34	8	6	14	26	-1	1	4	1	71	-	-	-	-	-	-	
2011-12	<b>CAPITALS</b>	<b>NHL</b>	<b>41</b>	<b>4</b>	<b>1</b>	<b>5</b>	<b>23</b>	<b>-2</b>	<b>0</b>	<b>0</b>	<b>0</b>	<b>0</b>	<b>49</b>	<b>12</b>	<b>1</b>	<b>1</b>	<b>2</b>	<b>4</b>	
<b>NHL/CAPITALS TOTALS</b>			<b>82</b>	<b>7</b>	<b>3</b>	<b>10</b>	<b>35</b>	<b>-8</b>	<b>0</b>	<b>0</b>	<b>0</b>	<b>2</b>	<b>91</b>	<b>16</b>	<b>1</b>	<b>1</b>	<b>2</b>	<b>4</b>	





# TROY BROUWER

# 20

Right Wing • Height: 6'3" • Weight: 213 • Shoots: Right  
Born: August 17, 1985 (Vancouver, British Columbia)

Drafted: Chicago's seventh-round choice, 214th overall, in the 2004 Entry Draft

Acquired: From Chicago in exchange for Washington's first-round choice in the 2011 NHL Entry Draft

A member of the Stanley Cup-winning Chicago Blackhawks in 2010.

## 2011-12

Led the team and ranked 9th in the NHL with 247 hits ... 4th on the team in goals ... One of just three WSH forwards to play in all 82 games ... Scored 18th goal of the season on 3/6 vs. CAR ... Scored 2 goals in the third period to force overtime on 2/28 vs. NYI ... Scored his 15th goal of the season on 1/31 at TB ... Scored first career hat trick on 1/13 vs. TB ... Tied a season-high for WSH with 11 hits on 1/11 vs. PIT ... Scored 11th goal of the season on 1/3 vs. CGY ... 10th goal of the season, game-winner, on 12/28 vs. NYR ... Scored his 9th goal of the season on 12/20 vs. NSH ... Gordie Howe hat trick on 12/7 at OTT (2nd of his career) ... Scored a third-period goal on 12/3 vs. OTT ... Tallied his 4th goal of the season on 11/12 vs. NJ ... Scored his 3rd goal of the season on 11/4 at CAR ... Scored his 2nd goal of the season on 11/1 vs. ANA ... Collected an assist and 5 hits on 10/22 vs. DET ... Scored his first goal with WSH on 10/10 vs. TB ... Made his WSH debut on 10/8 vs. CAR ... T-7th on WSH in playoff points ... T-4th on the team in postseason goals ... Ranked 3rd on WSH in hits (39) ... Scored first playoff goal with WSH in Game 2 of ECQF at BOS on 4/14 ... Scored GWG in Game 5 of ECQF at BOS on 4/21 ... Tallied two assists in Game 5 of ECSF at NYR on 5/7.

## Career

**2010-11:** Recorded 17 goals and a career-high 19 assists in 79 regular-season contests ... Ranked fourth on the club and equaled a career-best with seven power-play goals ... Paced the Blackhawks and ranked fifth in the NHL with 262 hits ... Ranked third on the team with five game-winning goals ... Netted the GWG on 2/16 vs. MIN for the 100th point (49G, 51A) of his NHL career ... Recorded his second consecutive multi-goal effort with two markers on 1/22 at DET ... Notched a pair of goals, including the game-winner, in a 40-second span on Jan. 16 vs. NSH ... Tied career-bests with two goals and three points on 12/13 at COL ... Tallied points in four consecutive games (3G, A) from Nov. 19-26 ... Netted his first goal of the season on 10/30 in MIN and added an assist for his first multi-point outing of the season ... Tallied 34 (17G, 17A) of his 36 points in 61 tilts against Western Conference opponents ... Missed three games due to injury (April 6-10). **2009-10:** Posted career-highs in goals (22), assists (18), points (40), plus/minus rating (+9) and PIMs (66) in a career-best 78 regular-season contests ... Ranked third on the club with a career-high seven power-play goals despite ranking seventh in PP ice time ... Tied for fourth in the NHL with a 19.0% shooting percentage ... Ranked second among team forwards with 46 blocked shots ... Became the fifth Blackhawks player of the season to reach the 20-goal plateau with a GWG on March 18 in LA ... Led the club with five goals over a season-long eight-game road trip from Jan. 16 to 30 ... Posted his first multi-goal game of the season with a pair of markers, including the OT winner, on Jan. 28 at SJ ... Registered his third multiple-point game of the year on Jan. 16 in CBJ ... Established a new career-high with his 11th goal of the season on Jan. 3 against ANA ... Opened the scoring in a 7-3 win in SJ with his first shorthanded marker of the campaign ... Collected six points (3G,3A) over a five-game stretch from Nov. 9 to Nov. 19 ... Tallied a game-winning, power-play goal on Nov. 13 against TOR along with a team-high 7 hits ... Tied a career-high with three points (G, 2A) on Nov. 9 vs. LA ... Posted five of his six multi-point outings on the road. **2008-09:** Appeared in 69 regular-season games during his first full NHL campaign, ranking second among team rookies with 10 goals, 16 assists and 26 points ... Ranked second among team forwards and third overall while holding fifth among NHL rookies with 125 hits ... Tallied two assists in 17 games during his Stanley Cup Playoff debut ... Tied for third on the team with 50 hits ... Notched his first career Stanley Cup Playoff point, an assist, and eight hits on May 2 against VAN (Game 2) ... Registered a team playoff-high nine hits on May 5 against VAN (Game 3) ... Recorded 29 hits during the six-game conference semifinals series against VAN ... CHI recorded a perfect 9-0-0 mark when he posted at least one goal in a game ... Established career

highs with two goals and three points on Dec. 16 against EDM ... Notched five multiple-point outings, which includes accruing the first two points of his season (2A) on O ct. 25 against DET ... Started the season with the AHL's Rockford IceHogs, collecting eight points (2G, 6A) in five games before being recalled for the remainder of the season on O ct. 21 ... Recorded points in back to back games for the first time in his career on Feb. 14 and 17, netting a goal and two assists ... Recorded his first career NHL goal on Nov. 3 against COL ... Tallied the first power-play goal of his NHL career on Nov. 9 against CGY and the first short-handed goal of his NHL career on Feb. 5 at CGY ... Accrued 50 penalty minutes and a +7 plus/minus rating ... Logged a season-high 22:54 time on ice on March 11 against CAR ... Missed four games due to injury from March 31 to April 5. **2007-08:** Collected one assist – his first career NHL point – in two games with the Blackhawks ... Posted the helper on March 23 against STL ... Ranked fifth in the A HL with 35 goals in 75 games with the Rockford IceHogs, which includes a league-best 25 power-play markers ... Ranked third on the IceHogs with 54 points and a career-high 154 penalty minutes ... Posted multiple points nine times, which includes a pair of two-goal outings ... Registered two season-high four-game point streaks ... Recorded at least one shot in 70 of his 75 regular-season games, which includes a streak of 41 straight contests from Nov. 16 to Feb. 24 ... Shared the team lead with five goals and notched nine points in 12 playoff contests. **2006-07:** Made his NHL debut, racking up seven penalty minutes in 10 games with the Blackhawks ... Spent the majority of his rookie campaign with the A HL's Norfolk Admirals, tying for third in the A HL with 41 goals and ranking second on the squad with 79 points ... Shared second in the league with 20 man-advantage markers ... Named to the A HL All-Rookie Team and A HL Second All-Star Team ... Potted his first career hat trick on Dec. 20 against Bridgeport, one of seven multiple-marker performances ... Netted a point in a career-high 10 consecutive matchups from Feb. 25 to March 17, accumulating 11 goals and six helpers ... Collected multiple points 20 times, which includes five three-point performances and three season-best four-point outings ... Tallied a goal in six straight contests from March 4 to 17 and in nine of his last 12 regular-season games with Rockford from March 4 to April 15 ... Named the AHL Rookie of the Month for March ... Recorded one goal and four penalty minutes in six postseason tilts.

## Junior Career

**2005-06:** Wrapped up his junior career with the Moose Jaw Warriors (WHL), leading the league in points (122) while serving as team captain ... Paced the squad and ranked second in the WHL in goals (49) and led the club in assists (53) in 72 regular-season contests ... Ranked second in the league with a +37 plus/minus rating ... Strung together a league-best nine-game point streak from Jan. 14 to Feb. 3 (11 goals, three assists) ... Named to the Eastern Conference First All-Star Team ... Accrued 14 points (10 goals, four assists) in 17 postseason outings. **2004-05:** Ranked second on Moose Jaw with 22 goals and 47 points in 71 matchups ... Accrued a career-high 132 penalty minutes, which ranked second on the squad ... Ranked fourth on the club with 25 helpers ... Tallied three points (one goal, two assists) and eight penalty minutes in five postseason tilts. **2003-04:** Ranked third on Moose Jaw in goals (23), assists (26) and points (49) in 72 regular-season contests ... Potted three goals in 10 postseason matchups. **2002-03:** Posted 21 points (nine goals, 12 assists) and 54 penalty minutes in 59 regular-season tilts with the Warriors ... Posted three points (one goal, two assists) and 14 penalty minutes in 13 playoff outings ... Made his junior debut at the age of 16, accruing seven penalty minutes in 13 regular-season contests with Moose Jaw.

## NHL Transactions

Selected by CHI in the seventh round, 214th overall, in the 2004 NHL Entry Draft ... Traded to Washington by CHI for Washington's first-round choice in the 2011 Entry Draft.

# 20 TROY BROUWER



## vs. the NHL

	GP	G	A	P	PIM
ANA	13	4	1	5	0
BOS	9	0	4	4	4
BUF	7	0	0	0	7
CGY	15	6	3	9	12
CAR	9	3	1	4	12
CHI	1	0	0	0	0
COL	13	5	3	8	2
CBJ	19	1	8	9	42
DAL	13	5	5	10	6
DET	18	2	8	10	0
EDM	14	3	2	5	6
FLA	11	0	1	1	6
LA	14	2	2	4	7
MIN	13	5	3	8	4
MTL	6	0	2	2	0
NSH	18	4	1	5	12
NJ	9	2	1	3	2
NYI	7	2	1	3	2
NYR	6	2	1	3	4
OTT	7	3	1	4	14
PHI	7	0	4	4	14
PHX	12	2	2	4	7
PIT	7	0	0	0	9
SJ	15	4	6	10	15
STL	16	3	4	7	10
TB	10	5	1	6	6
TOR	7	1	1	2	5
VAN	13	3	2	5	8
WSH	2	0	0	0	0
WPG	9	0	1	1	6

## Playoffs vs. the NHL

	GP	G	A	P	PIM
BOS	7	2	0	2	8
CGY	6	0	0	0	2
DET	5	0	0	0	4
NSH	6	0	0	0	4
NYR	7	0	2	2	0
PHI	6	2	3	5	2
SJ	4	1	1	2	0
VAN	16	1	2	3	19

## CAREER HIGHLIGHTS

**First NHL Game:**  
12/23/06 (CHI at COL)

**First NHL Goal:**  
11/3/08 (CHI vs COL)

**First NHL Assist:**  
3/23/08 (CHI vs STL)

**Most Goals in a Game:**  
3 (1/13/12, WSH 4 vs TBL 3)

**Most Assists in a Game:**  
2 (5 times, last: 12/26/10, CHI 4 vs CBJ 1)

**Most Points in a Game:**  
3 (5 times, last: 1/13/12, WSH 4 vs TBL 3)

**Most Shots in a Game:**  
6 (2 times, last: 10/2/09, CHI 3 vs FLA 4 SO)

**Most PIM in a Game:**  
19 (2/14/10, CHI 5 vs FLA 4, SO)

**Most Ice Time in a Game:**  
22:54 (3/11/09, CHI 3 vs CAR 2, SO)

**Multiple-Point Games:**  
21 (last: 2/28/12, WSH 3 vs NYI 2 OT, 2G)

**Longest Goal Streak:**  
2 (9 times, last: 2/12/11-2/16/11)

**Longest Assist Streak:**  
3 (2/11/11-2/7/11)

**Longest Point Streak:**  
4 (4 times, last: 1/25/11-2/7/11)1/11, 3G-7A)

**Penalty Shots:** 0/2

**Shootouts:** 1/7

## PLAYOFF CAREER HIGHLIGHTS

**Most Goals in a Game:**  
2 (5/29/10, CHI 6 vs PHI 5)

**Most Assists in a Game:**  
2 (5/7/12, WSH 2 at NYR 3)

**Most Points in a Game:**  
2 (2 times, last 5/7/12, WSH 2 at NYR 3, 2A)

## CAREER STATISTICS

Year	Team	League	Regular Season											Playoffs					
			GP	G	A	Pts	PIM	+/-	PP	SH	GW	S	GP	G	A	Pts	PIM		
2001-02	MJ Warriors	WHL	13	0	0	0	7	-	-	-	-	-	-	-	-	-	-	-	-
2002-03	MJ Warriors	WHL	59	9	12	21	54	-	-	-	-	-	-	13	1	2	3	14	
2003-04	MJ Warriors	WHL	72	23	26	49	111	-	-	-	-	-	-	10	3	0	3	12	
2004-05	MJ Warriors	WHL	71	22	25	47	132	-	-	-	-	-	-	5	1	2	3	8	
2005-06	MJ Warriors	WHL	72	49	53	102	122	-	-	-	-	-	-	17	10	4	14	34	
2006-07	Chicago	NHL	10	0	0	0	7	-7	0	0	0	7	-	-	-	-	-	-	
	Norfolk	AHL	66	41	38	79	70	-	-	-	-	-	-	6	1	0	1	4	
2007-08	Chicago	NHL	2	0	1	1	0	1	0	0	0	-	-	-	-	-	-	-	
	Rockford	AHL	75	35	19	54	154	-	-	-	-	-	-	12	5	4	9	16	
2008-09	Chicago	NHL	69	10	16	26	50	7	4	1	0	126	17	0	2	2	12		
	Rockford	AHL	5	2	6	8	20	-	-	-	-	-	-	-	-	-	-	-	
2009-10	Chicago	NHL	78	22	18	40	66	9	7	1	7	116	19	4	4	8	8		
2010-11	Chicago	NHL	79	17	19	36	38	-2	7	0	5	122	7	0	0	0	11		
2011-12	CAPITALS	NHL	82	18	15	33	61	-15	3	0	5	133	14	2	2	4	8		
<b>NHL TOTALS</b>			<b>320</b>	<b>67</b>	<b>69</b>	<b>136</b>	<b>222</b>	<b>-7</b>	<b>21</b>	<b>2</b>	<b>17</b>	<b>504</b>	<b>57</b>	<b>6</b>	<b>8</b>	<b>14</b>	<b>39</b>		

CHL Second All-Star Team (2006) • AHL All-Rookie Team (2007) • AHL All-Star Team (2007) • AHL Second All-Star Team (2007)





# JOHN CARLSON

Defense • Height: 6'3" • Weight: 212 • Shoots: Right  
Born: January 10, 1990 (Natick, Mass.)  
Drafted: Capitals' first-round choice, 27th overall, in the 2008 Entry Draft

# 74

## 2011-12

Led the team in blocked shots (153) ... 2nd among WSH defensemen in shots (152) and points (32) ... Set a career high in goals (9) ... Played in all 82 games for the second-consecutive season ... Scored a PPG on 4/7 at NYR ... Scored his 8th goal of the season on 2/22 at OTT ... Scored on 2/12 at NYR ... Scored a goal on 2/1 at FLA ... Named NHL's "Third Star" of the week for week ending Dec. 11 (1g-6a in 3 games) ... Registered a career high 3 assists on 12/5 at FLA and tied a career-high with 8 shots on goal ... Had a 4-game point streak (2g-3a) from 11/19-25 ... Scored a goal and registered 4 shots on goal on 11/8 vs. DAL ... Added an assist and recorded a team-high 5 shots on 11/5 at NYI ... Scored first goal of the season on 11/4 at CAR ... Recorded an assist, 3 blocked shots and led the team in shots (6) on 10/29 at VAN; paced WSH in ice time (25:53) ... Led the team with 3 blocked shots on 10/20 at PHI ... First assist on 10/8 vs. CAR and registered 3 shots on goal ... Led WSH defensemen and t-5th on the team in postseason points ... T-1st among blueliners in goals and assists during playoffs ... Tied for team lead among defensemen in shots (27) ... 2nd on team in ice time per game (24:02) ... 4th on WSH in hits (30) and 1st in blocked shots (38) during the playoffs ... Scored a goal in Game 3 of ECSF vs. NYR on 5/2 ... Scored in Game 5 of ECSF at NYR on 5/7.

## Career

**2010-11:** Matched a Capitals single-season franchise record for most points by a rookie defenseman (37); He joins Robert Picard and Greg Theberge on that list ... Fourth on the team and third amongst NHL rookies in plus/minus at +21 ... Led the team in ice time 21 times, including the Winter Classic; led NHL rookies in ice time (22:38) per game ... Led the team and all NHL rookies in blocked shots (160) ... Had 22 of his 37 points at home (6g-16a) ... Fourth among NHL rookie defensemen in points (37), third in assists (30) and tied for fourth in goals (7) ... Had a career-high four-game point streak from 10/9-19 (1g-5a) ... Recorded six multiple-point games ... Second among rookies in the NHL in playoff ice time, skating 23:58 per game ... During the playoffs was fourth on the team in blocked shots (17) ... Tied for the league lead in goals by a rookie defenseman during the postseason (2). **2009-10:** Skated in 22 games for Washington and had six points (1g-5a) ... Made NHL debut at the age of 19 against MTL (11/20), skating 17:24 ... Youngest player to play for the Caps since Alexander Semin made his NHL debut on 10/14/03 at MTL ... Had four points (1g-3a) in 10 road games ... Recorded his first NHL point, an assist, at PIT (1/21) ... Scored his first NHL goal 3/25 at CAR ... Had two points (1g-1a) in his last five games ... Tied for fifth among NHL rookies with a +11 rating ... Averaged 15:14 TOI ... Had 29 hits and 32 blocked shots ... Was +2 in three straight games from 1/15—1/21 ... Had an assist in three straight games from 3/10—3/16 ... Played a season-high 19:48 at FLA (3/16) ... Played in 48 games for the Hershey Bears (AHL) and had 39 points (4g-35a) ... Named to the AHL All-Rookie Team ... Represented Hershey in the AHL All-Star Game ... Fourth in the AHL, second among rookies, at +37 ... Had two assists and was +4 at Binghamton (10/9) ... Was +3 vs. Norfolk (11/13) and

vs. Wilkes-Barre/Scranton (11/14) ... Had four assists at Adirondack (11/27) and three assists vs. TOR (12/20) ... Was +12 in January and scored in back-to-back games 1/23 vs. Manitoba and 1/29 at Wilkes-Barre/Scranton ... Rejoined Hershey after the Stanley Cup playoffs and posted seven points (2g-5a) in 13 games ... Had five points (2g-3a) in the last three games of the Calder Cup final (6/9—6/14), including the game-winning goal in Games 4 and 6 ... Was +7 in the playoffs, including +4 in the final series vs. Texas. **2008-09:** Appeared in 16 playoff games for Hershey upon finishing his junior season with the London Knights (OHL) ... Recorded two goals, one assist and was +3 as the Bears won the Calder Cup ... Played for Capitals legend Dale Hunter in London ... Collected numerous team awards with the Knights: team MVP, Booster Club Player of the Year, Best Defenseman, Rookie of the Year and Playoff Performer of the Year (co-winner) ... Ranked second among OHL rookies and tied for second among defensemen with 76 points (16g-60a) ... Finished first among OHL rookies and third overall with 60 assists ... Played in the OHL All-Star Game ... OHL coaches voted him as having the best shot and hardest shot (co-winner) in the league's Western Conference ... His nine PPGs tied for third among league defensemen ... Registered 23 multiple-point games ... Recorded two seven-game point streaks: 12/6—12/31, 4g-9a, and 11/5—11/22, 3g-6a ... Posted four points in a game on two occasions: 12/14 vs. Sarnia and 3/1 vs. Kingston (both 1g-3a) ... Led the Knights with 22 points (7g-15a) in 14 playoff games ... Recorded a 10-game point streak, the second longest in the OHL playoffs, from 3/28—4/22 (7g-14a). **2007-08:** Named to the USHL Second All-Star Team and the USHL All-Rookie Team ... Ranked second among USHL defensemen in scoring with 43 points (12g-31a) ... Played in the USHL All-Star Game, where he recorded an assist. **2006-07:** Appeared in two games with Indiana in the USHL, recording six PIM.

## International Career

Won a gold medal with the U.S. in the 2010 World Junior Championship ... Named to the tournament all-star team ... Averaged a point per game in seven games (4g-3a), third in scoring among tournament defensemen ... Scored twice in the gold-medal game against Canada, including the overtime winner ... Led American defensemen in scoring and was tied for third on the team at +8.

## NHL Transactions

Capitals' first-round choice, 27th overall, in the 2008 Entry Draft.

## Personal

Was born in Massachusetts but spent much of his childhood in NJ ... Grew up a fan of Scott Stevens, the New Jersey Devils and Boston Bruins ... Also looked up to Sergei Fedorov ... Favorite sports outside of hockey are golf and lacrosse ... Enjoys watching Entourage ... Favorite hockey memory is winning the World Junior Championship ... Was the spokesman for the Inova Blood Drive in July 2010.

# 74 JOHN CARLSON



## vs. the NHL

	GP	G	A	P	PIM
ANA	3	0	1	1	0
BOS	9	1	2	3	2
BUF	9	0	2	2	0
CGY	3	0	0	0	2
CAR	15	2	5	7	8
CHI	3	0	1	1	0
COL	2	0	0	0	0
CBJ	2	1	1	2	0
DAL	3	1	0	1	0
DET	3	1	1	2	0
EDM	2	0	1	1	2
FLA	13	1	6	7	8
LA	2	0	0	0	0
MIN	2	0	1	1	0
MTL	9	0	3	3	4
NSH	3	0	2	2	2
NJ	8	2	6	8	12
NYI	8	0	5	5	4
NYR	9	3	3	6	0
OTT	10	3	4	7	2
PHI	9	0	0	0	4
PHX	2	1	0	1	0
PIT	10	0	1	1	2
SJ	4	0	2	2	2
STL	4	0	1	1	2
TB	14	1	2	3	10
TOR	10	0	4	4	4
VAN	2	0	2	2	0
WPG	13	0	2	2	4

## Playoffs vs. the NHL

	GP	G	A	P	PIM
BOS	7	0	2	2	4
MTL	7	1	3	4	0
NYR	12	2	2	4	8
TB	4	2	0	2	0

## CAREER HIGHLIGHTS

### First NHL Game:

11/20/09 (WSH 2 vs MTL 3)

### First NHL Goal:

3/25/10 (WSH 2 at CAR 3 SO, Legace)

### First NHL Assist:

1/21/10 (WSH 6 at PIT 3)

### Most Goals in a Game:

1 (17 times, last: 4/7/12 WSH 4 at NYR 1)

### Most Assists in a Game:

3 (12/5/11, WSH 4 at FLA 5)

### Most Points in a Game:

3 (3 times, last: 12/7/11, WSH 5 at OTT 3)

### Most Shots in a Game:

8 (2 times, last 12/5/11, WSH 4 at FLA 5)

### Most PIM in a Game:

12 (10/9/10, WSH 7 vs NJ 2)

### Most Ice Time in a Game:

28:12 (3/29/11, WSH 2 vs. CAR 3 SO)

### Multiple-Point Games:

10 (last: 2/12/12, WSH 2 at NYR 3, 1G-1A)

### Longest Goal Streak:

None

### Longest Assist Streak:

4 (10/9/10-10/19/10, 5A)

### Longest Point Streak:

4 (10/9/10-10/19/10, 1G-5A)

### Penalty Shots:

None

### Shootouts:

None

## PLAYOFF CAREER HIGHLIGHTS

### Most Goals in a Game:

1 (5 times, last: 5/7/12, WSH 2 at NYR 3)

### Most Assists in a Game:

1 (7 times, last 5/9/12, WSH 2 vs NYR 1)

### Most Points in a Game:

2 (4/17/10, WSH 6 vs MTL 5 OT, 1G-1A)


## CAREER STATISTICS

Year	Team	League	Regular Season											Playoffs						
			GP	G	A	Pts	PIM	+/-	PP	SH	GW	S	GP	G	A	Pts	PIM			
2005-06	N.J. Rockets	AtJHL	38	2	10	12	42	-	-	-	-	-	-	-	-	-	-	-	-	-
2006-07	N.J. Rockets	AtJHL	44	12	38	50	96	-	-	-	-	-	-	-	-	-	-	-	-	-
	Indiana	USHL	2	0	0	0	6	-	-	-	-	-	-	-	-	-	-	-	-	-
2007-08	Indiana	USHL	59	12	31	43	72	-	-	-	-	-	-	4	1	0	1	0	0	
2008-09	London	OHL	59	16	60	76	65	-	-	-	-	-	-	14	7	15	22	16	0	
	Hershey	AHL	-	-	-	-	-	-	-	-	-	-	-	16	2	1	3	0	0	
2009-10	CAPITALS	NHL	22	1	5	6	8	11	0	0	0	21	7	1	3	4	0	0	0	
	Hershey	AHL	48	4	35	39	26	-	-	-	-	-	13	2	5	7	8	0	0	
	United States	WJC	7	4	3	7	2	-	-	-	-	-	-	-	-	-	-	-	-	
2010-11	CAPITALS	NHL	82	7	30	37	44	21	1	0	3	144	9	2	1	3	4	0	0	
2011-12	CAPITALS	NHL	82	9	23	32	22	-15	4	0	0	152	14	2	3	5	8	0	0	
NHL/CAPITALS TOTALS			186	17	58	75	74	17	5	0	3	317	30	5	7	12	12	0	0	

USHL All-Rookie Team (2008) • USHL Second All-Star Team (2008) • CHL All-Rookie Team (2009) • OHL First All-Rookie Team (2009) • OHL Second All-Star Team (2009) • AHL All-Rookie Team (2010) • AHL All-Star Game (2010) • World Junior Championship All-Star Team (2010) • 2011 NHL All-Rookie Team







# JASON CHIMERA

shih-MAIR-uh

# 25

Left Wing • Height: 6'3" • Weight: 213 • Shoots: Left  
Born: May 2, 1979 (Edmonton, Alberta)

Drafted: Edmonton's fifth-round choice, 121st overall, in the 1997 Entry Draft

Acquired: From Columbus in exchange for Chris Clark and Milan Jurcina, Dec. 28, 2009

## 2011-12

Set career highs in points (39) and goals (20) ... Played in all 82 games ... Scored career-high 20th goal of season on 4/2 at TB ... 3rd on WSH in goals and T-1st in GWGs ... Scored GWG on 3/25 vs. MIN ... Recorded a goal and an assist on 3/23 vs. WPG ... Collected a goal and an assist on 3/19 at DET...Recorded a SHG and an assist on 2/7 vs. FLA ... Recorded a GWG assist on 1/15 vs. CAR ... Scored GWG on 1/11 vs. PIT ... Scored twice on 12/23 at NJ ... Scored 2 goals, including overtime GWG, on 11/23 vs. WPG ... Played in his 600th career NHL game on 11/21 vs. PHX ... Scored WSH's first SHG of the season, the eventual GWG on 11/11 at NJ ... Scored his 100th and 101st career goals in the third period on 10/10 vs. TB and was named First Star ... Finished playoffs t-3rd on WSH in points and 2nd in goals ... Ranked t-2nd on the team in plus/minus ... Finished 3rd in shots (28) on WSH during the postseason ... Scored a goal in Game 6 of the ECQF vs. BOS on 4/22 ... Scored a goal in Games 1 and 2 of the ECSF at NYR ... Tallied the GWG in Game 6 of the ECSF vs. NYR on 5/9 ... Four of his seven career playoff goals have been GWG.

## Career

**2010-11:** Had five multiple-point games ... Scored a power play goal on 4/6 vs. FLA ... Had an assist, scored the overtime game-winner and was named the game's first star against CBJ, his former team, on 3/31 ... Posted 1g-1a on 2/4 at TB ... Had points in four straight games 1/16-1/22 (2g-2a), matching his best point streak as a Cap ... Tied for seventh on the team with 10 goals ... Finished seventh on the Capitals in postseason scoring with four points (2g-2a) in nine games ... Scored the game-winning goal in double overtime in Game 4 of the ECQF vs. NYR ... Both of his goals in the 2011 playoffs and all three of his career playoff goals have been game-winners ... Fourth on the Caps during the playoffs with 22 hits. **2009-10:** Appeared in a combined 78 games with CBJ and Washington, skating 39 for each team ... Tallied 34 points (15g-19a) total ... Had 7g-10a and was +6 in 39 GP with the Caps ... Had 11 of his 17 points with the Caps on the road (5g-6a, +6) ... All 17 of his points with the Caps came at even strength ... Team was 7-0-0 when he scored a goal (11-2-2 with a point) ... Recorded an assist in his Capitals debut on 12/30 at SJ ... Had points in four straight games (2g-3a) from 1/9—1/15 ... Recorded his 100th career assist 3/30 vs. OTT ... Played his 500th career game in the season finale (4/11 vs. BOS) ... Scored his first career playoff goal in Game 4 (4/21) and totaled three points (1g-2a) in the ECQF vs. MTL. **2008-09:** Tallied 22 points (8g-14a), 41 penalty minutes and was +8 in 49 games with CBJ ... Had one GWG and one PPG ... Was one of two players (Jakub Voracek) to record a multiple-point game (0-2-2) in the season opener 10/10 at DAL, one of his three two-point games on the year ... Tied his career high of +3 10/10 at DAL ... Scored a goal in three straight games 10/17—10/21 ... Opened the season recording a point in five of the first six games and seven of the first 10 games ... Registered 1-4-5 during a four-game point streak 11/7—11/14 ... Played his 400th career game 12/7 at ANA ... Missed two 16-game stretches (12/18—1/21 and 2/26—3/31) due to injury ... Tallied 0-1-1 in four playoff games ... **2007-08:** Registered 31 points (14g-17a) and 98 penalty minutes in 81 games with CBJ ... Played in a club-record 243 straight games from 10/9/05—4/5/08 before missing the final regular season game due to injury ... Set career highs in penalty minutes (98) and shots (198) ... Was third on the team in goals, penalty minutes and shots, tied for third in GWGs and was fifth in points ... Matched a career-high with three points (1g-2a) and was +3 10/10 vs. PHX, his third career three-point game ... Played the 300th game of his NHL career 10/23 at CHI ... Had the fourth two-goal game of his career 10/31 at LA ... Won a silver medal with Canada at the World Championship. **2006-07:** Registered 36 points (15g-21a) and didn't miss a game in his second season with CBJ ... Set career highs in assists, points and games played ... Tied for the team lead with two SHGs ... Was fifth on the club in goals, points, GWGs, plus/minus rating and penalty minutes ... Tied a CBJ single-game record with 10 shots 4/7 vs. ANA ... Collected 3a 3/25 vs. STL to set a single-game

career high in assists and tie a career high in points ... Won a gold medal with Canada at the World Championship. **2005-06:** Scored a career-high 17 goals and added 13 assists in 80 games with CBJ ... Ranked second on the club in GWGs (5) and games played (tied), was third in penalty minutes, fourth in goals and fifth in shooting percentage (13.4%) ... Nine of his 17 goals came in the third period, while 10 gave CBJ a lead. **2004-05:** Notched 10 points (7g-3a) and 34 penalty minutes in 15 games with AS Varese (Italy) ... Added three points (2g-1a) in five playoff games. **2003-04:** Recorded 12 points (4g-8a) in 60 games with EDM ... Played the 100th game of his NHL career 1/2 at MIN. **2002-03:** Registered 23 points (14g-9a) in 66 games with EDM during his first full NHL season ... Led Oilers and ranked second among NHL rookies in shooting percentage (15.6%) ... Scored his first career SHG 3/28 vs. CBJ ... Made Stanley Cup playoff debut ... Tied for team lead in plus/minus (+2) ... Tied for second on club in assists (2) ... Played his first career playoff game and collected first career playoff point with an assist in Game 5 at DAL on 4/17. **2001-02:** Played three games with EDM and scored the first goal of his NHL career 12/18 at NYI ... Tallied 77 points (26g-51a), 158 PIM and was +28 in 77 games with Hamilton (AHL) ... Named to the AHL First All-Star Team ... Voted a starter for the Canadian AHL All-Star Team ... Finished fourth in the AHL in assists and fifth in points ... Set a Hamilton single-season points record and his 51 assists ranked second-best in team history ... Notched 10 points (4g-6a) in 15 playoff games ... Helped the Bulldogs advanced to Calder Cup semifinals. **2000-01:** Made his NHL debut for EDM 12/9 vs. LA ... Netted 54 points (29g-25a) in 78 games with Hamilton ... Ranked second on Bulldogs in goals, third in points and fifth in assists ... Led Hamilton with eight GWGs. **1999-00:** Had 28 points (15g-13a) in 78 games with Hamilton in his first professional season ... Ranked sixth on the club in goals.

## Junior Career

**1998-99:** Combined to record 66 points (32g-34a) and 116 penalty minutes in 58 games with Medicine Hat and Brandon (WHL) ... Finished third on Brandon in goals and sixth in points ... Represented at the World Junior Championship. **1997-98:** Led Medicine Hat in goals (34), assists (32) and points (66) in 72 games ... Co-winner of team's MVP award ... Made his professional debut and played in four games for Hamilton (AHL). **1996-97:** Registered 39 points (16g-23a) in 71 games as a WHL rookie for Medicine Hat.

## International

Has represented Canada three times in major international competitions. **2008:** Appeared in his second World Championship, posting two assists in nine games as Canada won the silver medal. **2007:** Made his first appearance in a World Championship, recording six points (1g-5a) in nine games. **1999:** Skated in the World Junior Championship in WPG, Manitoba ... Recorded 2-2-4 and two penalty minutes in seven games.

## NHL Transactions

EDM's fifth pick, 121st overall, in the 1997 NHL Entry Draft ... Acquired by PHX with a third-round pick (later traded to CAR – later traded to NY Rangers – NY Rangers selected Billy Ryan) in the 2004 Entry Draft from EDM in exchange for NJ's second-round pick (previously acquired, EDM selected Geoff Paukovich) and BUF's fourth-round pick (previously acquired, EDM selected Liam Reddix) in the 2004 Entry Draft, June 26, 2004... Acquired by CBJ with Cale Hulse and Michael Rupp from PHX in exchange for Geoff Sanderson and Tim Jackman, Oct. 8, 2005 ... Acquired by Washington from CBJ in exchange for Chris Clark and Milan Jurcina, Dec. 28, 2009.

## Personal

Enjoys playing golf in the offseason ... Favorite hockey memory is of winning the World Championship ... Credits his parents as his role models for their work ethic.

# 25 JASON CHIMERA



## vs. the NHL

	GP	G	A	P	PIM
ANA	29	4	7	11	23
BOS	16	2	1	3	37
BUF	13	2	9	11	13
CGY	28	3	2	5	50
CAR	19	1	2	3	6
CHI	38	4	8	12	31
COL	26	6	7	13	34
CBJ	10	2	1	3	4
DAL	26	1	10	11	27
DET	39	5	13	18	30
EDM	18	2	6	8	10
FLA	19	9	3	12	15
LA	24	6	3	9	45
MIN	28	4	4	8	46
MTL	16	2	2	4	10
NSH	40	8	4	12	32
NJ	13	6	0	6	15
NYI	16	5	2	7	8
NYR	15	3	1	4	21
OTT	17	1	5	6	12
PHI	11	2	3	5	4
PHX	27	6	8	14	22
PIT	18	2	3	5	6
SJ	28	6	4	10	30
STL	37	5	8	13	32
TB	20	5	4	9	19
TOR	18	2	5	7	28
VAN	26	7	2	9	31
WSH	5	1	2	3	6
WPG	23	6	7	13	9

## Playoffs vs. the NHL

	GP	G	A	P	PIM
BOS	7	1	1	2	6
DAL	2	0	2	2	0
DET	4	0	1	1	2
MTL	7	1	2	3	2
NYR	12	3	2	5	0
TB	4	0	2	2	2

## CAREER HIGHLIGHTS

**First NHL Game:**  
12/9/00 (EDM 2 vs LA 4)

**First NHL Goal:**  
12/18/01 (EDM 1 at NYI 4, Osgood)

**First NHL Assist:**  
12/8/02 (EDM 3 at ATL 0, 2A)

**Most Goals in a Game:**  
2 (7 times, last: 12/23/11, WSH 3 at NJ 4 SO)

**Most Assists in a Game:**  
3 (3/25/07, CBJ 4 vs STL 1)

**Most Points in a Game:**  
3 (3 times, last: 10/10/07, CBJ 3 vs PHX 0)

**Most PIM in a Game:**  
19 (2/6/06, CBJ 4 at VAN 7)

**Most Ice Time in a Game:**  
25:04 (3/2/08, CBJ 3 at EDM 4 SO)

**Multiple-Point Games:**  
36 (last: 3/23/12, WSH 3 vs WPG 4 OT, 1G-1A)

**Longest Goal Streak:**  
3 (3 times, last: 12/3/09-12/9/09, 3G)

**Longest Assist Streak:**  
3 (2 times, last: 1/12/10-1/15/10, 3A)

**Longest Point Streak:**  
4 (6 times, last: 1/16/11-1/22/11, 2G-2A)

**Penalty Shots:** 1/1

**Shootouts:** 2/8

## PLAYOFF CAREER HIGHLIGHTS

**Most Goals in a Game:**  
1 (5 times, last: 5/9/12, WSH 2 vs NYR 1)


**Most Assists in a Game:**  
1 (8 times, last: 5/12/12 WSH 1 at NYR 2)

**Most Points in a Game:**  
1 (13 times, last: 5/9/12, WSH 2 vs NYR 1)

## CAREER STATISTICS

Year	Team	League	Regular Season											Playoffs					
			GP	G	A	Pts	PIM	+/-	PP	SH	GW	S	GP	G	A	Pts	PIM		
2000-01	Edmonton	NHL	1	0	0	0	0	-	-	-	-	-	-	-	-	-	-	-	-
	Hamilton	AHL	78	29	25	54	93	-	-	-	-	-	-	-	-	-	-	-	-
2001-02	Edmonton	NHL	3	1	0	1	0	-3	0	0	0	3	-	-	-	-	-	-	-
	Hamilton	AHL	77	26	51	77	158	-	-	-	-	-	15	4	6	10	10	-	
2002-03	Edmonton	NHL	66	14	9	23	36	-2	0	1	4	90	2	0	2	2	0	-	
2003-04	Edmonton	NHL	60	4	8	12	57	-1	0	0	1	79	-	-	-	-	-	-	
2004-05	AS Varese	Italy	15	7	3	10	34	-	-	-	-	-	5	2	1	3	31	-	
2005-06	Columbus	NHL	80	17	13	30	95	-10	1	1	5	127	-	-	-	-	-	-	
2006-07	Columbus	NHL	82	15	21	36	91	2	2	2	2	151	-	-	-	-	-	-	
	Canada	WC	9	1	5	6	8	-	-	-	-	-	-	-	-	-	-	-	
2007-08	Columbus	NHL	81	14	17	31	98	-5	1	1	3	198	-	-	-	-	-	-	
	Canada	WC	9	0	2	2	6	-	-	-	-	-	-	-	-	-	-	-	
2008-09	Columbus	NHL	49	8	14	22	41	8	1	0	1	115	4	0	1	1	2	-	
2009-10	Columbus	NHL	39	8	9	17	47	-7	1	0	1	92	-	-	-	-	-	-	
	CAPITALS	NHL	39	7	10	17	51	6	0	0	0	68	7	1	2	3	2	-	
2010-11	CAPITALS	NHL	81	10	16	26	64	-10	2	0	1	162	9	2	2	4	2	-	
2011-12	CAPITALS	NHL	82	20	19	39	78	4	1	2	5	205	14	4	3	7	6	-	
<b>CAPITALS TOTALS</b>			<b>202</b>	<b>37</b>	<b>45</b>	<b>82</b>	<b>193</b>	<b>0</b>	<b>3</b>	<b>2</b>	<b>6</b>	<b>435</b>	<b>30</b>	<b>7</b>	<b>7</b>	<b>14</b>	<b>10</b>	<b>-</b>	
<b>NHL TOTALS</b>			<b>663</b>	<b>118</b>	<b>136</b>	<b>254</b>	<b>658</b>	<b>-18</b>	<b>9</b>	<b>7</b>	<b>23</b>	<b>1,290</b>	<b>36</b>	<b>7</b>	<b>10</b>	<b>17</b>	<b>12</b>	<b>-</b>	





# JOEY CRABB

# 15

Right Wing • Height: 6'2" • Weight: 190 • Shoots: Right  
Born: April 3, 1983 (Anchorage, Alaska)

Drafted: N.Y. Rangers' seventh-round choice, 226th overall, in the 2002 NHL Entry Draft  
Acquired: Signed as a free agent, July 2, 2012

## 2011-12

Ranked 8th on TOR in goals ... T-5th on the team in plus/minus ... T-2nd on TOR in GWG ... Collected an assist and posted a season high 21:43 of ice time 3/23 ... Played in 100th career NHL game and collected an assist 12/22 vs. BUF ... Registered a five game point streak 11/22-12/3 (3g-2a) ... Scored a goal in three straight games 11/22-11/27 ... Appeared in nine games with TOR (AHL), recording 15 points (7g-8a) ... Named Reebok/AHL Player of the Week (10/23) with 5 points (3g-2a).

## Career

**2010-11:** Played 48 games for the Maple Leafs and had 15 points (3g-12a) with 24 penalty minutes...Played 34 games for the Toronto Marlies (AHL) and recorded 18 points (11g-4a) with 31 penalty minutes...First (tie) on Leafs in shorthanded goals (1)...Made Maple Leafs debut Nov. 30 and collected an assist vs. Tampa Bay...Collected 2 assists and named 2nd star Jan. 1 at Ottawa...Recorded an assist in back to back games (Jan. 10-11)...Scored game winning goal (shorthanded) Feb. 16 at Buffalo...Collected a career high 3 points (1g-2a) Mar. 19 vs. Boston. **2009-10:** Played 79 games for Chicago (AHL) collecting 53 points (24g-29a) with 59 penalty minutes...Played 14 playoff games for Chicago recording 11 points (6g-5a) with 12 penalty minutes. **2008-09:** Played 29 games for Atlanta collecting 9 points (4g-5a) with 28 penalty minutes...Played 42 games for Chicago (AHL) collecting 29 points (15g-14a) with 62 penalty minutes...Played 1st career NHL game Nov. 28 vs. Nashville...Collected 1st career NHL point (1a) Dec. 3 at Ottawa. Recorded 1st career NHL goal Dec. 10 vs. NY Rangers...Registered a 3-game point-streak (Dec. 3 - 10) with 3 points (1g-2a). **2007-08:** Played 72 games for Chicago (AHL) collecting 35 points (9g-26a) with 78 penalty minutes...Played 24 playoff games for

Chicago (AHL) collecting 5 points (1g-4a) with 20 penalty minutes...Won Calder Cup with Chicago. **2006-07:** In 1st pro season played 63 games for Chicago (AHL) collecting 22 points (7g-15a) with 25 penalty minutes...Played 1st professional game Oct. 7 at Peoria... Missed final 8 regular season games with knee injury...Missed 6 playoff games with knee injury...Played 6 playoff games for Chicago (AHL).

## College Career

Played four years at Colorado College (WCHA), totaling 53 goals and 57 assists in 158 games. **2005-06:** Recorded best offensive season at Colorado College (WCHA) playing in 42 games collecting 43 points (18g-25a) with 45 penalty minutes...Second on team in goals, third in assists and third points...Ranked second on team in power play goals (12). **2004-05:** Played 43 games for Colorado College collecting 32 points (16g-16a) with 44 penalty minutes...Helped Colorado College reach Frozen Four Finals. **2003-04:** Played 39 games with Colorado College collecting 27 points (15g-2a) with 20 penalty minutes... Ranked second (tie) on Colorado College in goals and fourth in points. **2002-03:** In 1st season at Colorado College played 35 games collecting (4g-4a) with 40 penalty minutes.

## NHL Transactions

Selected by NYR in the seventh round, 226th overall, in the 2002 Entry Draft ... Signed as a free agent by ATL, August 31, 2006 ... Traded from ATL to CHI with Jeremy Morin, Marty Reasoner and 2010 first and second round picks for Ben Eager, Brent Sopel, Akim Aliu and Dustin Byfuglien on June 24, 2010 ... Signed as a free agent by Washington, July 2, 2012.

# 15 JOEY CRABB



vs. the NHL					
	GP	G	A	P	PIM
ANA	2	1	0	1	0
BOS	11	1	4	5	22
BUF	10	3	6	9	2
CGY	2	0	0	0	0
CAR	10	0	2	2	8
CHI	2	1	1	2	0
COL	1	0	0	0	0
CBJ	2	1	0	1	2
DAL	2	1	0	1	0
DET	3	0	2	2	2
EDM	2	0	0	0	2
FLA	7	0	0	0	2
LA	2	0	0	0	0
MIN	2	1	0	1	0
MTL	9	1	0	1	2
NSH	2	0	0	0	0
NJ	7	1	3	4	2
NYI	9	1	2	3	7
NYR	5	2	1	3	2
OTT	10	0	3	3	0
PHI	6	0	1	1	5
PHX	2	0	1	1	0
PIT	6	0	0	0	2
SJ	2	0	1	1	0
STL	3	0	0	0	0
TB	10	3	1	4	0
TOR	2	0	1	1	2
VAN	2	1	0	1	0
WSH	5	0	0	0	10
WPG	6	0	2	2	13

CAREER HIGHLIGHTS		
<b>First NHL Game:</b> 11/28/08 (ATL 3 vs NSH 4 OT)	<b>Most Shots in a Game:</b> 4 (1/20/11, TOR 5 vs ANA 2)	<b>Longest Point Streak:</b> 5 (11/22/11-12/3/11, 3G-2A)
<b>First NHL Goal:</b> 12/10/08 (ATL 2 vs NYR 3 OT)	<b>Most PIM in a Game:</b> 15 (12/12/08 ATL 3 vs BOS 7)	<b>Penalty Shots:</b> None
<b>First NHL Assist:</b> 12/3/08 (ATL 1 at OTT 5)	<b>Most Ice Time in a Game:</b> 21:43 (TOR 4 at NJD 3 SO)	<b>Shootouts:</b> None
<b>Most Goals in a Game:</b> 1 (18 times, last: 3/31/12, TOR 4 vs BUF 3)	<b>Multiple-Point Games:</b> 4 (last: 3/31/12, TOR 4 vs BUF 3, 1G-1A)	
<b>Most Assists in a Game:</b> 2 (2 times, last: 3/19/11, TOR 5 vs BOS 2)	<b>Longest Goal Streak:</b> 3 (11/22/11-11/27/11, 3G)	
<b>Most Points in a Game:</b> 3 (3/19/11, TOR 5 vs BOS 2)	<b>Longest Assist Streak:</b> 2 (11/30/11-12/3/11, 2A)	

CAREER STATISTICS			Regular Season											Playoffs				
Year	Team	League	GP	G	A	Pts	PIM	+/-	PP	SH	GW	S	GP	G	A	Pts	PIM	
2002-03	Colorado College	WCHA	35	4	4	8	40	-	-	-	-	-	-	-	-	-	-	
2003-04	Colorado College	WCHA	39	15	12	27	20	-	-	-	-	-	-	-	-	-	-	
2004-05	Colorado College	WCHA	42	16	16	31	44	-	-	-	-	-	-	-	-	-	-	
2005-06	Colorado College	WCHA	42	18	25	43	45	6	-	-	-	-	-	-	-	-	-	
2006-07	Chicago Wolves	AHL	63	7	15	22	25	1	-	-	-	-	6	0	0	0	0	
2007-08	Chicago Wolves	AHL	72	9	26	35	78	10	-	-	-	-	24	1	4	5	20	
2008-09	Chicago Wolves	AHL	42	15	14	29	62	13	-	-	-	-	-	-	-	-	-	
<b>2008-09</b>	<b>Thrashers</b>	<b>NHL</b>	<b>29</b>	<b>4</b>	<b>5</b>	<b>9</b>	<b>28</b>	<b>-2</b>	<b>0</b>	<b>1</b>	<b>1</b>	<b>33</b>	-	-	-	-	-	
2009-10	Chicago Wolves	AHL	79	24	29	53	59	12	-	-	-	-	14	6	5	11	12	
<b>2010-11</b>	<b>Maple Leafs</b>	<b>NHL</b>	<b>48</b>	<b>3</b>	<b>12</b>	<b>15</b>	<b>24</b>	<b>-1</b>	<b>0</b>	<b>1</b>	<b>2</b>	<b>51</b>	-	-	-	-	-	
2010-11	Toronto Marlies	AHL	34	11	7	18	31	-7	-	-	-	-	-	-	-	-	-	
<b>2011-12</b>	<b>Maple Leafs</b>	<b>NHL</b>	<b>67</b>	<b>11</b>	<b>15</b>	<b>26</b>	<b>33</b>	<b>1</b>	<b>0</b>	<b>2</b>	<b>4</b>	<b>75</b>	-	-	-	-	-	
2011-12	Toronto Marlies	AHL	9	7	8	15	7	6	-	-	-	-	-	-	-	-	-	
<b>NHL TOTALS</b>			<b>144</b>	<b>18</b>	<b>32</b>	<b>50</b>	<b>85</b>	<b>-2</b>	<b>0</b>	<b>4</b>	<b>7</b>	<b>159</b>	-	-	-	-	-	





# JOHN ERSKINE

*UHR-skin*

# 4

Defense • Height: 6'4" • Weight: 220 • Shoots: Left  
Born: June 26, 1980 (Kingston, Ontario)  
Drafted: Dallas' second-round choice, 39th overall, in the 1998 Entry Draft  
Acquired: Signed as a free agent, Sept. 14, 2006

## 2011-12

Registered four hits on 1/9 at LA ... Collected a fighting major (Asham, PIT) and three hits on 12/1 vs. PIT ... Played in his 400th NHL game and skated 18:11 on 11/8 vs. DAL (the team he was originally drafted by) ... Made his 2011-12 debut on 11/1 vs. ANA, recording an assist and skating 15:49...Missed nine games (10/8-10/29) due to injury ... Missed the last seven games (3/25-4/7) due to injury ... Made 2012 postseason debut in Game 4 of ECQF vs. BOS on 4/19 ... Tallied an assist in Game 5 of ECQF at BOS on 4/21.

## Career

**2010-11:** Finished 6th on the team in blocked shots (120) ... 3rd on the team in hits (166) ... Scored his fourth goal of the season 4/5 in TOR and his first since 11/26 vs. TB ... Washington was 4-0-0 when he scored a goal and 10-0-1 when he recorded a point ... Set career highs in games played (73), goals (4) and points (11) and tied his career high in assists (7) ... Finished fourth on Washington in postseason hits (24) ... Ranked fifth in blocked shots during the playoffs (14) ... Scored his first career playoff goal on 5/4 at TB ... Tied his career high for postseason points (2). **2009-10:** Played in 50 games in his fourth season with the Capitals and had six points (1g-5a) ... Team was 4-0-1 when had a point ... Finished the season with a career-best +16 rating, his third straight season with a plus-rating ... Took 50 shots for the second straight year ... Sixth on the team with 109 hits and fifth with 80 blocked shots despite playing 18 fewer games than anyone ranked higher than him in both categories ... Had an assist, was +3 and racked up 17 PIM at COL (12/15) ... The 17 PIM were his most since he had 29 PIM on 11/22/06 at ATL ... Scored his only goal of the year, added an assist and was +3 on 1/26 at NYI (first goal since 1/19/08 vs. FLA) ... Was +3 in a 3-2 win at CAR (11/30) and a 4-1 win at BOS (2/2) ... Took a career-high five shots 1/31 vs. TB ... Averaged 15:58 TOI per game, but skated a season-high 20:52 in a 3-2 shootout loss at CAR (3/25). **2008-09:** Recorded four points (4a) in 52 games ... Finished the season at +1 ... Averaged 16:47 TOI ... The first season in his career that he did not record more than 7 PIM in any game ... Had assists 10/18 vs. NJ and 11/10 vs. TB ... Skated a regular-season high 21:21 in a 6-3 win at PIT on 1/14 ... Tallied the second two-assist game of his career 3/17 at FLA ... Took a career-high four shots 3/21 at CAR ... Played in 12 Stanley Cup playoff games, missing two vs. PIT due to a foot injury ... Recorded 16 PIM ... Had one assist in seven games vs. NYR in ECQF ... Was +3 in Game 5 vs. NYR ... Skated more than 18 minutes in all five of his games vs. PIT in ECSF and more than 21 minutes three times. **2007-08:** Recorded a career-high nine points (2g-7a) in 51 games ... Team was 7-1-0 when he had a point ... Second on the team with 96 PIM ... Recorded points in each of the first two games of the season, including a goal 10/5 at ATL in the opener that ended up as the game-winner ... Had his first career two-assist game 12/10 vs. NJ ... Played in his 200th NHL game at MTL (1/29) ... Finished with a +5 rating in the last 10 games of the season ... Posted his 500th career PIM in the season finale, 4/5 vs. FLA ... Played in all seven ECQF playoff games against PHI and recorded two assists and six PIM. **2006-07:** Had seven points (1g-6a) in just 29 games, missing 39 due to injury ... Ranked fifth on the team in PIM (69) ... Credited with 52 hits and 51 blocked shots ... Had six of his points (1g-5a) at home ... Made the team out of training camp but did not play in the first four games before being assigned to Hershey (AHL) ... Returned to Caps 11/9 and played in 18 straight games ... Made

his Caps debut vs. CAR (11/9) ... Posted his first Caps point, an assist, 11/11 vs. NYR ... Recorded a career-high 29 PIM vs. ATL (11/22) ... Had an assist and was +3 in a season-high 22:25 at TB (11/28) ... Scored his lone goal, an empty-netter, and added an assist vs. BUF (12/2) ... Suffered a foot fracture vs. PHI (12/16) and missed 25 games ... Returned to the lineup at TB (2/15) ... Registered nine hits at PIT (2/18), the most in a game by a Capital during the season ... Posted assists in back-to-back games vs. NJ (2/25) and vs. FLA (2/27) ... Registered his 400th NHL PIM on 3/3 vs. NYI ... Suffered a dislocated thumb vs. CAR (3/9) and missed the season's final 14 games. **2005-06:** Played a career-high 60 NHL games between DAL and NYI ... Totaled a career-high 161 PIM ... Played three games with Iowa (AHL) on a conditioning stint (12/1-12/4) ... Began the season in DAL ... Played his 100th career NHL game 12/18 at CHI ... Acquired by NYI on 1/10 ... Scored a goal 3/14 vs. NJ ... Recorded 21 PIM vs. NYR (3/29). **2004-05:** Spent the season with Houston (AHL), appearing in 61 games ... Recorded 10 points (3g-7a) and 238 PIM ... Ranked second on the team in PIM. **2003-04:** Played in 32 games for DAL ... Collected an assist 12/6 at SJ ... Missed 23 games due to injury ... Had 18 PIM in five games with Utah (AHL). **2002-03:** Recorded two goals in 16 games with DAL ... Scored his first career NHL goal 1/22 vs. CBJ ... Played 52 games with Utah, posting 10 points (2g-8a) and 274 PIM ... Ranked seventh in the AHL in PIM and tied for eighth in major penalties. **2001-02:** Split the season between DAL (33 games) and Utah (39 games) ... Named DAL's rookie of the year by his teammates ... Recorded his first career NHL point, an assist, 4/12 vs. CHI ... Missed 13 games with a fractured foot (3/10-4/3) ... Ranked fourth on Utah with 118 PIM. **2000-01:** Spent his first pro season with Utah (IHL) ... Ranked third in the IHL with 284 PIM ... Scored his first professional goal 10/29 at CHI.

## Junior Career

Played three seasons of major junior hockey with the London Knights in the OHL, registering 72 points (20g-52a) and 590 PIM in 170 games. **1999-00:** Won the Max Kaminsky Trophy as the OHL's defenseman of the year ... Named to the OHL First All-Star Team ... Collected 43 points (12g-31a) with 177 PIM. **1998-99:** Registered 20 points (8g-12a) and 208 PIM in 57 games ... Led the team's defensemen in playoff scoring with 15 points (5g-10a) in 25 games.

## NHL Transactions

Selected by DAL in the second round, 39th overall, in the 1998 Entry Draft ... Traded to the N.Y. Islanders by DAL with a second-round selection in the 2006 Entry Draft (Jesse Joensuu) for Janne Niinimaa and a fifth-round selection in the 2007 Entry Draft (Ondrej Roman) ... Signed by the Capitals as a free agent, Sept. 14, 2006.

## Personal

Met NASCAR driver Jimmie Johnson in Aug. 2011 ... Enjoys watching Entourage and listening to the Tragically Hip ... Favorite sport other than hockey is golf ... Favorite tourist attraction in Washington, D.C., is the National Zoo.

# 4 JOHN ERSKINE



## vs. the NHL

	GP	G	A	P	PIM
ANA	14	0	1	1	52
BOS	19	0	1	1	29
BUF	16	1	2	3	9
CGY	11	0	0	0	23
CAR	27	0	4	4	29
CHI	7	0	1	1	6
COL	11	0	1	1	24
CBJ	8	1	0	1	19
DAL	5	0	0	0	4
DET	5	0	0	0	0
EDM	6	0	0	0	27
FLA	23	1	3	4	53
LA	17	0	0	0	49
MIN	8	0	0	0	13
MTL	15	0	1	1	25
NSH	8	0	0	0	16
NJ	23	1	6	7	51
NYI	16	1	1	2	18
NYR	20	1	1	2	44
OTT	16	0	0	0	13
PHI	20	0	1	1	22
PHX	9	0	0	0	20
PIT	20	0	3	3	36
SJ	11	0	1	1	21
STL	10	1	2	3	19
TB	23	1	2	3	33
TOR	20	1	2	3	20
VAN	8	0	0	0	8
WSH	3	0	0	0	4
WPG	25	2	0	2	88

## Playoffs vs. the NHL

	GP	G	A	P	PIM
BOS	3	0	1	1	0
NYR	13	0	1	1	14
PHI	7	0	2	2	6
PIT	5	0	0	0	6
TB	4	1	1	2	2

## CAREER HIGHLIGHTS

**First NHL Game:**  
11/19/01 (DAL 2 vs NYI 3)

**First NHL Assist:**  
4/12/02 (DAL 3 vs CHI 1)

**First NHL Goal:**  
1/22/03 (DAL 4 vs CBJ 2, Denis)

**Most Goals in a Game:**  
1 (11 times, last: 4/5/11, WSH 3 at TOR 2 SO)

**Most Assists in a Game:**  
2 (2 times, last: 3/17/09, WSH 3 at FLA 0)

**Most Points in a Game:**  
2 (4 times, last: 1/26/10, WSH 7 at NYI 2, 1G-1A)

**Most Shots in a Game:**  
5 (1/31/10, WSH 3 vs TB 2)

**Most PIM in a Game:**  
29 (11/22/06, WSH 2 vs ATL 4)

**Most Ice Time in a Game:**  
24:44 (10/23/10, WSH 4 vs ATL 3 OT)

**Multiple-Point Games:**  
4 (last: 1/26/10, WSH 7 at NYI 2, 1G-1A)

**Longest Goal Streak:**  
1 (7 times, last: 1/26/10, 1G)

**Longest Assist Streak:**  
2 (2 times, last: 10/27/07-10/29/07, 2A)

**Longest Point Streak:**  
2 (5 times, last: 11/13/10-11/14/10, 1G-1A)

**Penalty Shots:** None

**Shootouts:** 0/1

## PLAYOFF CAREER HIGHLIGHTS

**Most Goals in a Game:**  
1 (5/4/11, WSH 3 at TB 5)

**Most Assists in a Game:**  
1 (5 times, last: 4/21/12, WSH 4 at BOS 3)


**Most Points in a Game:**  
1 (6 times, last: 4/21/12, WSH 4 at BOS 3)

## CAREER STATISTICS

Year	Team	League	Regular Season											Playoffs				
			GP	G	A	Pts	PIM	+/-	PP	SH	GW	S	GP	G	A	Pts	PIM	
2001-02	Dallas	NHL	33	0	1	1	62	-8	0	0	0	16	-	-	-	-	-	
	Utah	AHL	39	2	6	8	118	-	-	-	-	-	3	0	0	0	10	
2002-03	Dallas	NHL	16	2	0	2	29	1	0	0	12	-	-	-	-	-		
	Utah	AHL	52	2	8	10	274	-	-	-	-	1	0	1	1	15		
2003-04	Dallas	NHL	32	0	1	1	84	-9	0	0	23	-	-	-	-	-		
	Utah	AHL	5	0	0	0	18	-	-	-	-	-	-	-	-	-		
2004-05	Houston	AHL	61	3	7	10	238	-	-	-	-	5	0	1	1	20		
2005-06	Dallas	NHL	26	0	0	0	62	-3	0	0	9	-	-	-	-	-		
	Iowa	AHL	3	0	0	0	6	-	-	-	-	-	-	-	-	-		
	NY Islanders	NHL	34	1	0	1	99	-12	0	0	23	-	-	-	-	-		
2006-07	CAPITALS	NHL	29	1	6	7	69	-13	0	0	14	-	-	-	-	-		
	Hershey	AHL	4	0	2	2	9	-	-	-	-	-	-	-	-	-		
2007-08	CAPITALS	NHL	51	2	7	9	96	1	0	0	48	7	0	2	2	6		
2008-09	CAPITALS	NHL	52	0	4	4	63	1	0	0	50	12	0	1	1	16		
2009-10	CAPITALS	NHL	50	1	5	6	66	16	0	0	50	-	-	-	-	-		
2010-11	CAPITALS	NHL	73	4	7	11	94	1	0	0	53	9	1	1	2	6		
2011-12	CAPITALS	NHL	28	0	2	2	51	3	0	0	20	4	0	1	1	0		
<b>CAPITALS TOTALS</b>			283	8	31	39	439	9	0	0	235	32	1	5	6	28		
<b>NHL TOTALS</b>			424	11	33	44	775	-22	0	0	323	32	1	5	6	28		

OHL First All-Star Team (2000)





# ERIC FEHR

# 16

Right Wing • Height: 6'4" • Weight: 212 • Shoots: Right  
Born: September 7, 1985 (Winkler, Manitoba)  
Acquired: Signed as a free agent, Jan. 12, 2013  
Drafted: Capitals' first-round choice, 18th overall, in the 2003 Entry Draft

## 2011-12

Made his WPG debut on 11/19 vs. PHI ... Registered four PIM on 11/26 at BOS ... Recorded his first point, an assist, on 11/29 vs. OTT ... Scored his first goal on 1/10 at BOS ... Tallied four PIM and tied a season high with five shots on 1/24 at NYR ... Scored a goal on 3/14 vs. DAL.

## Career

**2010-11:** Team was 7-0-1 when he had a goal, 13-1-1 when he had a point ... Four of his 10 assists came on game-winners ... The No. 2 star of the Winter Classic, scoring two goals, including the GWG ... Returned from a 22-game absence 3/9 vs. EDM and scored two goals in the contest for his second multi-goal game of the season. **2009-10:** Posted career highs in games played (69), points (39), goals (21) and assists (18) in his second full NHL season ... One of the most productive players in the NHL, averaging only 12:07 TOI ... Each of the 105 other players who scored at least 20 goals this season averaged more ice time ... Team was 16-3-1 when he scored a goal and 27-4-3 when he recorded a point ... 9th on the team with a +18 rating, including a +17 mark on the road ... Had 32 points (13g-19a) on the road ... Set a career high with points (5g-4a) in seven straight games (11/23—12/7) ... Scored two goals at MTL (11/28), including a game-tying goal with 12 seconds left to send it to overtime ... Finished 3rd on the team in playoff goals (3) and T-4th in points (4) ... Scored goals in the team's first two wins of the playoffs (4/17 and 4/19) ... Added an assist in Game 3 at MTL (4/19) for his first career multiple-point playoff game. **2008-09:** Played in a career-high 61 games and for the first time in his career spent the entire season in the NHL ... Posted what were career highs in points (25), goals (12) and assists (13), while averaging 11:14 of ice time per game ... Team was 39-16-6 when he was in the lineup and 11-8-2 when he did not play ... Tied for 5th on the team with a +8 rating ... Six of his 12 goals and 10 of his 25 points came in the third period ... Team was 10-1-1 when he scored a goal and 16-3-1 when he tallied a point ... Notched eight goals against division opponents (4 vs. ATL, 2 vs. TB, 2 vs. FLA) ... Had five multiple-point games, all of which were two points (3g-7a) ... Made his season debut 10/16 at PIT and had two assists and was +2 ... Scored the GWG vs. TB (11/10) and vs. ATL (2/26) ... From 1/31—2/26 he had 12 points (7g-5a) and was +8 in 13 games ... Tallied a goal in four straight games from 2/7—2/15 (4g) ... Final three goals of the season were against ATL ... Played in nine Stanley Cup playoff games ... The team was 6-3 in the playoffs with Fehr in the lineup. **2007-08:** Posted six points in 23 games with the Capitals ... Missed the first three months of the season recovering from a back injury that kept him off the ice for 10 months ... T-9th on the team with a +4 rating ... Made his Caps season debut 2/5 at CBJ ... Scored a goal and was a career-high +4 on 2/26 vs. MIN ... Had a career-best three-point night with three assists in a 10-2 win vs. BOS (3/3) ... Played in five ECQF games against PHI and had one goal ... Had seven points (3g-4a) in 11 games with Hershey (AHL) ... Returned to the ice after his injury 1/9 vs. Norfolk and had an assist on his first shift ... Had points in four straight games for the Bears (1/23—2/2, 2g-2a) before his initial recall ... Scored a goal during a one-game return to Hershey (2/20) ... Played in

two playoff games for Hershey and had four points (1g-3a). **2006-07:** Had three points (2g-1a) and a +3 rating in 14 games with the Capitals ... T-3rd on the Capitals at +3 ... Had two of his three points in the third period (1g-1a) ... Made his first Caps appearance of the season vs. TOR (11/24) ... Recalled 1/27 from Hershey and scored his first career NHL goal that night vs. CAR ... Added a second goal and was +2 vs. BOS (2/6) ... Posted his first NHL assist at PIT (2/18) ... Missed the end of the Capitals season with a back injury ... T-6th on Hershey with 22 goals and ninth with 41 points in just 40 games ... Posted his second straight 22-plus-goal season in the AHL ... One of four Bears to finish the season with at least a point per game ... T-6th on the Bears with a +20 rating ... Scored seven PPGs and two SHGs in Hershey ... Had the team's longest point streak of the season, 16 games, from 10/14—11/29 (10g-12a). **2005-06:** Skated in 11 games for the Capitals in three stints with the club, including the last eight games of the season ... Made his NHL debut vs. FLA (1/18) ... Was 3rd on Hershey in goals (25) and 4th in points (53), leading all club rookies in both categories ... Finished 13th among AHL rookies in scoring and T-9th in goals ... Led Hershey with 14 PPGs ... Recorded eight goals and 11 points in 19 playoff games as Hershey won the Calder Cup ... Scored two goals, including the OT winner, in Game 7 of the Eastern Conference Finals vs. Portland (5/30).

## Junior Career

**2004-05:** Played 71 games for Brandon (WHL) ... Captured the Bob Clarke Trophy as the WHL's top scorer with 111 points (59g-52a) ... Member of the WHL East First Team and voted the WHL Player of the Year ... Led the league with 59 goals, nine more than the next-closest player ... Led the league with 31 PPGs and set a WHL record with five overtime goals ... Finished second in the league with 12 GWGs ... Played 24 playoff games for the Wheat Kings, again leading the team and the league in points with 32 (16g-16a) ... Led Brandon to the WHL finals. **2003-04:** Played 71 games and led Brandon with 84 points (50g-34a) ... Tied for second in the league in goals ... Finished second on the team with 129 PIM ... **2001-03:** Appeared in a total of 133 games in his first two full seasons of major junior hockey, posting 82 points (37g-45a) and 105 PIM. **2000-01:** Played 36 games for Pembina Valley (MMHL), recording 58 points (45g-13a) ... Appeared in four games with Brandon.

## NHL Transactions


Signed as a free agent on Jan. 12, 2013 ... Traded to WPG on July 8, 2011 by WSH in exchange for a fourth-round draft pick in the 2012 NHL Draft (Thomas Di Pauli) and Danick Paquette. Selected by Washington in the first round, 18th overall, in the 2003 Entry Draft.

## Personal

Hobbies include golf, video games and beach volleyball ... Has his own twitter account (@EricFehr) ... Some of the goals on his to-do list include winning the Stanley Cup, golfing at Augusta National and getting a hole in one.







# MIKE GREEN

Defense • Height: 6'1" • Weight: 207 • Shoots: Right  
Born: October 12, 1985 (Calgary, Alberta)  
Drafted: Capitals' first-round choice, 29th overall, in the 2004 Entry Draft

# 52

A two-time member of the NHL First All-Star Team and a two-time Norris Trophy runner-up ... Joins Nicklas Lidstrom, Scott Niedermayer and Shea Weber as the only defensemen named to two First All-Star Teams since the 2004-05 work stoppage ... With Alex Ovechkin, the only teammates to repeat on the First All-Star Team since Paul Coffey and Wayne Gretzky (1984-85, '85-86) ... Ranks second among NHL defensemen in goals in the last five seasons ... One of two active defensemen with a 70-point season (Erik Karlsson).

## 2011-12

Recorded seven points despite missing 47 games due to injury ... Led the team in ice time on 4/2 vs. TB (25:52)...Led the team in ice time on 3/31 vs. MTL (24:24)...Collected an assist on 3/19 at DET (first since 10/22 vs. DET) ... Skated a team-high 23:16 on 2/22 at OTT, most since 10/20 at PHI ... Returned to the lineup on 2/18 at TB ... Missed 18 games (1/9-2/17) due to injury ... Returned to the lineup on 1/3 vs. CGY and skated 15:43 ... Missed 23 games (11/12-12/31) due to injury ... Returned to the lineup on 11/11 at NJ ... Sat out six games (10/27-11/8) due to injury ... Registered two goals and two assists on 10/22 vs. DET, tying a career high for points in a single game ... Led the team in ice time (24:00) on 10/10 vs. TB ... Scored the overtime GWG on 10/8 vs. CAR; now ranks 2nd in WSH history in career overtime goals (6) ... T-7th among WSH players and t-2nd among Capitals defensemen in points during the playoffs ... Tied for team lead in goals among blueliners in the postseason ... Ranked t-2nd on the team in plus/minus and t-4th in shots (27) during the playoffs ... Ranked 3rd on WSH in ice time per game (23:45) ... Scored a goal in Game 6 of the ECQF vs. BOS ... Tallied the GWG in Game 4 of the ECSF vs. NYR.

## Career

**2010-11:** Despite missing 33 games, still finished 3rd on Washington in points amongst defensemen and 2nd in goals ... Finished 3rd among defensemen in shots (115) ... Led the team in time on ice (25:11) ... Ranked 6th on the team in hits (100) ... Missed 26 of the last 28 games due to injury ... Named an alternate captain in his first NHL All-Star Game and had two assists ... Led the team in ice time in 38 of his 49 games, surpassing 30 minutes six times ... Registered a six-game point streak (4g-6a) from 10/28-11/11 ... Had a season-high three points (1g-2a) on 10/30 in a 7-2 win at CGY ... Recorded 12 assists and 13 points on the road ... Had a five-game point streak (1g-4a) to start the playoffs ... T-2nd on the team in playoff assists (5) and led all defensemen in points (6). **2009-10:** Runner-up for the Norris Trophy for the second year in a row ... Named to the NHL First All-Star Team ... One of three finalists for the NHL Foundation Award for community service efforts ... Became the 13th defenseman (third active) with consecutive 70-point seasons and the seventh to do it before turning 25 ... Played in 75 games and led NHL defensemen with 76 points, 56 assists, and 19 goals (career highs in points and assists) ... His point total was the most by Capitals defenseman since 1992-93 (Kevin Hatcher, 79 points, 34g-45a) ... Second among NHL defensemen (trailing only Jeff Schultz) and third in the league at +39, the 3rd highest plus/minus rating in team history ... Led NHL defensemen with 35 power-play points, 25 power-play assists, and 10 PPG ... Registered career-high nine-game point streak (10/12-11/1, 2g-9a) ... Recorded his second nine-game point streak (3g-9a) from 1/2-1/19. **2008-09:** Finished second in the voting for the Norris Trophy and was the top vote-getter among defensemen on the NHL First All-Star Team ... 3rd on the team in goals (31) and 4th in points (73) and assists (42) ... Led all defensemen and ranked 7th in the NHL (minimum 20 GP) with 1.07 points per game ... Had the most goals by an NHL defenseman since former Capital Kevin Hatcher had 34 in 1992-93 ... Point total ranked 4th in Capitals history for a defenseman ... Just the seventh defenseman in NHL history to score 30 goals in a season and the first to do it while playing fewer than 70 games ... At 23, the youngest defenseman with 30 goals since Paul Coffey in 1983-84 ... His eight-game goal streak (1/27-2/14) set an NHL record for a defenseman and matched the longest streak in the NHL since 1997-98 (Teemu Selanne, 11 games) ... Finished 2nd on the team with a +24 rating ... Led the team and ranked 7th in the league in ice time (25:45) ... 4th in the league with 18 PPGs,

the Capitals record (and one shy of the NHL record) for PPGs by a defenseman ... His 1.07 points per game were the most by a defenseman since 1994-95 (Paul Coffey, 1.29) ... Voted the league's top defenseman by a panel of reporters assembled by USA Today ... Named to the Sporting News' All-NHL team by a vote of league coaches and executives ... Finished 2nd among all NHL players in February scoring (20 points in 13 GP); named the NHL's Second Star of the month. **2007-08:** Was one of four Capitals to play in every game ... Finished 1st among Caps defensemen, 3rd on the team and 7th among NHL defensemen in scoring ... Paced NHL defensemen and ranked 4th on the team with 18 goals ... The youngest defenseman (22) to lead the NHL in goals in 25 years, since Paul Coffey ... With Alex Ovechkin, part of the first pair of teammates to lead the NHL in overall goals and goals by a defenseman since Mario Lemieux and Coffey in 1988-89 ... Named a Sporting News First-Team All-Star in a vote of his peers ... Finished 7th in the voting for the Norris Trophy ... 2nd on the team and 3rd among NHL defensemen with 234 shots ... Averaged team-high 23:38 TOI, including leading the team in ice time in 33 of the team's final 53 games ... T-2nd with four GWGs ... Established the Caps single-season record for OT goals (3) and the Caps career record for OT goals by a defenseman (3) ... Recorded the most points for a Caps defenseman since Sergei Gonchar's 49 in 2003-04 and the most goals since Gonchar had 18 in 2002-03 ... Played in his 100th NHL game vs. TB (10/24) ... Shared the league lead in goals and points by a defenseman in the first round ... Led the team and ranked 5th among NHL skaters in first-round ice time (26:58). **2006-07:** T-4th in points among defensemen ... Was the lone rookie defenseman on the Eastern Conference NHL YoungStars team ... Led all defensemen and t-16th in the AHL in playoff scoring ... T-2nd on Hershey in playoff goals and t-3rd in playoff points. **2005-06:** Made his NHL debut on his 20th birthday, 10/12 at CAR ... Recorded his first career goal, Washington's first of the game, in a 4-1 win vs. TOR (2/3) ... Named to the AHL All-Rookie Team for his efforts in Hershey, the first Capitals prospect ever to earn that honor ... Led AHL rookie defensemen and ranked 11th among all AHL defensemen with 43 points (9g-34a) in 56 games ... Finished 7th on Hershey in scoring ... Was named the CCM Vector AHL Player of the Week for the week ending 4/16 ... Played all 21 games in Hershey's run to the Calder Cup ... Recorded 18 points in the playoffs (3g-15a), which ranked 11th among AHL players, 2nd among rookies and 2nd among defensemen ... Led Hershey defensemen in playoff scoring and was 4th on the team.

## International Career

**2008:** Represented Canada in the 2008 World Championship and led the tournament in scoring by a defenseman with 12 points (4g-8a) ... Helped guide Canada to a second-place finish ... Was named to the all-tournament team.

## Junior Career

Had 172 points (37g-135a) in his 267-game WHL career. **2004-05:** Led all defensemen and finished t-19th in the league in scoring with 66 points (14g-52a) ... Made the WHL East First All-Star Team ... His 52 assists were t-3rd in the league and his plus/minus rating of +36 was t-4th in the league.

## NHL Transactions

Selected by Washington in the first round, 29th overall, in the 2004 Entry Draft.

## Personal

Launched Green's Gang in 2008, in which he purchases seven season tickets to Capitals home games and donates them to area youth through Most Valuable Kids ... Worked with DC101 morning show host Elliot Segal of Elliot in the Morning to create So Kids Can in 2008, a charity that has raised more than \$200,000 in its first four years ... Brought Powell Elementary students to play street hockey with him at The White House in March, 2011, for the launch of the NHL's partnership with First Lady Michelle Obama's Let's Move Campaign.

# 52 MIKE GREEN



## vs. the NHL

	GP	G	A	P	PIM
ANA	4	1	2	3	2
BOS	16	3	6	9	8
BUF	19	3	5	8	16
CGY	6	1	4	5	10
CAR	34	10	8	18	28
CHI	4	0	2	2	2
COL	4	1	0	1	0
CBJ	4	1	1	2	2
DAL	4	0	4	4	6
DET	6	3	5	8	8
EDM	4	2	2	4	2
FLA	32	5	11	16	28
LA	4	2	1	3	6
MIN	5	1	2	3	2
MTL	18	3	13	16	16
NSH	4	0	3	3	2
NJ	19	5	5	10	17
NYI	20	3	10	13	10
NYR	17	5	8	13	23
OTT	22	6	13	19	18
PHI	24	5	8	13	12
PHX	3	0	0	0	0
PIT	19	1	9	10	12
SJ	3	0	1	1	0
STL	4	2	2	4	2
TB	36	9	15	24	24
TOR	23	2	11	13	20
VAN	5	1	1	2	8
WPG	35	7	17	24	14

## Playoffs vs. the NHL

	GP	G	A	P	PIM
BOS	7	1	1	2	2
MTL	7	0	3	3	12
NYR	12	2	8	10	12
PHI	7	3	4	7	15
PIT	7	0	4	4	4
TB	3	0	1	1	4

## CAREER HIGHLIGHTS

### First NHL Game:

10/12/05 (WSH 2 at CAR 7)

### First NHL Goal:

2/3/06 (WSH 4 vs TOR 1, Belfour)

### First NHL Assist:

3/4/06 (WSH 2 at ATL 3)

### Most Goals in a Game:

2 (12 times, last: 10/22/11, WSH 7 vs DET 1)

### Most Assists in a Game:

3 (2/1/09, WSH 7 vs OTT 4)

### Most Points in a Game:

4 (3 times, last: 10/22/11, WSH 7 vs DET 1)

### Most Shots in a Game:

10 (3/24/09, WSH 2 at TOR 3)

### Most PIM in a Game:

7 (11/9/10, WSH 5 vs NYR 3)

### Most Ice Time in a Game:

34:05 (10/18/08, WSH 3 vs NJ 4 SO)

### Multiple-Point Games:

48 (last: 10/22/11, WSH 7 vs DET 1, 2G, 2A)

### Longest Goal Streak:

8 (1/27/09-2/14/09, 10G)

### Longest Assist Streak:

8 (10/15/09-11/11/09, 9A)

### Longest Point Streak:

9 (2 times, last: 1/2/10-1/19/10, 4G-9A)

### Penalty Shots: None

Shootouts: 0/6

## PLAYOFF CAREER HIGHLIGHTS

### Most Goals in a Game:

2 (4/11/08, WSH 5 vs PHI 4)

### Most Assists in a Game:

3 (4/15/09, WSH 3 vs NYR 4)

### Most Points in a Game:

3 (4/15/09, WSH 3 vs NYR 4, 3A)

## CAREER STATISTICS

Year	Team	League	Regular Season											Playoffs					
			GP	G	A	Pts	PIM	+/-	PP	SH	GW	S	GP	G	A	Pts	PIM		
2000-01	Calgary	WHL	36	4	23	27	34	-	-	-	-	-	-	-	-	-	-	-	-
	Saskatoon	WHL	7	0	2	2	0	-	-	-	-	-	-	-	-	-	-	-	-
2001-02	Saskatoon	WHL	62	3	20	23	57	-	-	-	-	-	7	0	1	1	2		
2002-03	Saskatoon	WHL	72	6	36	42	70	-	-	-	-	-	6	0	2	2	6		
2003-04	Saskatoon	WHL	59	14	25	39	92	-	-	-	-	-	-	-	-	-	-		
2004-05	Saskatoon	WHL	67	14	52	66	105	-	-	-	-	-	4	0	0	0	6		
	<b>CAPITALS</b>	<b>NHL</b>	<b>22</b>	<b>1</b>	<b>2</b>	<b>3</b>	<b>18</b>	<b>-8</b>	<b>0</b>	<b>0</b>	<b>0</b>	<b>13</b>	-	-	-	-	-		
2005-06	Hershey	AHL	56	9	34	43	79	-	-	-	-	-	21	3	15	18	30		
	<b>CAPITALS</b>	<b>NHL</b>	<b>70</b>	<b>2</b>	<b>10</b>	<b>12</b>	<b>36</b>	<b>-10</b>	<b>0</b>	<b>0</b>	<b>0</b>	<b>68</b>	-	-	-	-	-		
2006-07	Hershey	AHL	12	3	5	8	26	-	-	-	-	-	19	7	9	16	38		
	<b>CAPITALS</b>	<b>NHL</b>	<b>82</b>	<b>18</b>	<b>38</b>	<b>56</b>	<b>62</b>	<b>6</b>	<b>8</b>	<b>0</b>	<b>4</b>	<b>234</b>	<b>7</b>	<b>3</b>	<b>4</b>	<b>7</b>	<b>15</b>		
2008-09	<b>CAPITALS</b>	<b>NHL</b>	<b>68</b>	<b>31</b>	<b>42</b>	<b>73</b>	<b>68</b>	<b>24</b>	<b>18</b>	<b>1</b>	<b>4</b>	<b>243</b>	<b>14</b>	<b>1</b>	<b>8</b>	<b>9</b>	<b>12</b>		
2009-10	<b>CAPITALS</b>	<b>NHL</b>	<b>75</b>	<b>19</b>	<b>57</b>	<b>76</b>	<b>54</b>	<b>39</b>	<b>10</b>	<b>0</b>	<b>4</b>	<b>205</b>	<b>7</b>	<b>0</b>	<b>3</b>	<b>3</b>	<b>12</b>		
2010-11	<b>CAPITALS</b>	<b>NHL</b>	<b>49</b>	<b>8</b>	<b>16</b>	<b>24</b>	<b>48</b>	<b>6</b>	<b>5</b>	<b>0</b>	<b>1</b>	<b>115</b>	<b>8</b>	<b>1</b>	<b>5</b>	<b>6</b>	<b>8</b>		
2011-12	<b>CAPITALS</b>	<b>NHL</b>	<b>32</b>	<b>3</b>	<b>4</b>	<b>7</b>	<b>12</b>	<b>5</b>	<b>3</b>	<b>0</b>	<b>1</b>	<b>64</b>	<b>14</b>	<b>2</b>	<b>2</b>	<b>4</b>	<b>10</b>		
<b>NHL/CAPITALS TOTALS</b>			<b>398</b>	<b>82</b>	<b>169</b>	<b>251</b>	<b>298</b>	<b>62</b>	<b>44</b>	<b>1</b>	<b>14</b>	<b>942</b>	<b>50</b>	<b>7</b>	<b>22</b>	<b>29</b>	<b>57</b>		

WHL East First All-Star Team (2005) • AHL All-Rookie Team (2006) • NHL First All-Star Team (2009, 2010) • NHL All-Star Game (2011)





# ROMAN HAMRLÍK

# 44

Defense • Height: 6'2" • Weight: 206 • Shoots: Left  
Born: April 12, 1974 (Zlín, Czech Republic)  
Drafted: Tampa Bay's first-round choice, 1st overall, in the 1992 Entry Draft  
Acquired: Signed as a free agent, July 1, 2011

Has played the most games (1,379) and ranks third in goals (155), assists (482) and points (637) amongst active NHL defensemen ... Has played the most games in NHL history among Czech Republic natives ... One of only two Czech players (Patrik Stefan, ATL, 1999) in NHL history drafted first overall in the NHL Entry Draft.

## 2011-12

Finished 2nd on the team in blocked shots (149) ... 3rd on the team in plus/minus (+11) ... Collected a goal and an assist on 2/13 vs. SJ ... Registered first multiple-point game as a Capital with two assists on 1/24 vs. BOS ... Collected first assist with WSH on 12/20 vs. NSH ... Scored his first goal with WSH on 10/20 at PHI ... Passed Bobby Holik for the most NHL games played by a Czech native at 1,315 on 10/15 vs. OTT ... Led WSH in blocked shots in each of his first three games ... Made his WSH debut on 10/8 vs. CAR ... Paced WSH in ice time (23:18) and blocked shots (5) on 10/8 vs. CAR ... Finished ranked t-2nd among WSH defensemen in points during the playoffs ... Led the team in plus/minus during the postseason ... Ranked 2nd on WSH in penalty minutes ... Ranked 4th on the team in ice time per game (22:17) ... Recorded the 2nd-most blocked shots (37) on WSH during the postseason ... Tallied two assists in Game 6 of the ECQF vs. BOS ... Scored a goal in Game 7 of ECSF at NYR on 5/12.

## Career

**2010-11:** Finished fourth in the NHL with 192 blocked shots ... Had a three-game assist streak (2/12-17), posting four assists ... Registered two helpers and four blocked shots on 2/24 vs. TOR ... Tallied two assists on 2/26 vs. CAR ... Led the team in Feb. in points (9) assists (9), led the NHL defensemen) and blocked shots (35) ... Was +3 with seven blocked shots on 3/12 at PIT ... Played his 1,300th career NHL game on 3/17 vs. TB ... Recorded an assist and a +4 rating on 3/20 at MIN ... Was awarded the Jacques Beauchamp-Molson Trophy for the 2010-11 season ... In March, led the team with 47 blocked shots and tied with a +5 rating. **2009-10:** Played in 75 games for MTL ... He had six goals, 20 assists, 26 points, and 56 penalty minutes ... Scored game-winning goal on 10/26 and named the third star of the game vs. NYI ... Four consecutive games with an assist from 1/7-1/16 ... Had five multi-point games for the season ... Got an assist the first game of the season on 10/3 at BUF. **2008-09:** Played in 81 games for MTL tallying six goals, 27 assists, 33 points, and 62 penalty minutes ... Had a season high of shots (7) on the first game of the season ... Had two goals in his first three games of the season ... First star selection on 2/3 vs. PIT with one goal and one assist ... Took 142 shots on goal this season. **2007-08:** Played 77 games in his first year with MTL ... Scored five goals, had 21 assists, tallying 26 points, and racking up 38 penalty minutes ... Went to the playoffs and played in 12 games with one goal, two assists, and eight penalty minutes ... On 10/20 had three points with one goal and two assists, he was selected as first star of the game ... Had two points on 11/17 vs. BOS with an assist and a game-winning goal earning himself the second star of the game ... Took one shot on goal and scored the game-winning goal on 3/15 vs. NYI and selected as third star of the game. **2006-07:** Played 75 games his last season with CGY ... Had seven goals, 31 assists, 38 points, and 88 penalty minutes ... Had two points on 11/28 with one goal and one assist, he was selected as first star of the game ... Had one assist and eight penalty minutes in six playoff games for the season. **2005-06:** Played 51 games his first season with CGY ... Had seven goals, 19 assists, 26 points, and 56 penalty minutes ... Played in 7 playoff games for the postseason and had two assists ... Had three points on 1/29 at CHI with one goal and two assists and selected as first star of the game ... Scored two goals on 3/23 at STL and was selected as first star of the game ... Had five multi-point games, three multi-assist games, and one multi-point game for the season. **2003-04:** Skated in 81 games in his final season with NYI ... Had seven goals, 22 assists, 29 points, and 68 penalty minutes ... Played in five playoff games and had one assist, one point, and two penalty minutes ... On 3/31 vs. MTL had three points (2G-1A) and was first star selection of the game ... Scored game-winning goal and had an assist vs. OTT on 1/19

and was first star selection. **2002-03:** In his third year with NYI he played in 73 games, had nine goals, 32 assists, 41 points, and 87 penalty minutes ... Played five games in the postseason with two assists ... Scored two game-winning goals for the regular season on 12/30 vs. FLA and 1/24 at PHI ... Had six multi-point games, five multi-assist games, and one multi-point game ... Played in the NHL All-Star Team. **2001-02:** Played in 70 games with 11 goals, 26 assists, 37 points, and 78 penalty minutes ... Went to the playoffs and played in seven games with one goal, six assists, seven points, and six penalty minutes ... 10 multi-point games of the regular season and two multi-point games during the playoffs ... Scored his first multi-goal game of the season on 3/10 vs. ATL, he also scored the game-winning goal. **2000-01:** Played his first year with NYI, had 16 goals, 30 assists, 46 points, and 92 penalty minutes ... Scored four game-winning goals of the season ... Had 12 multi-point games, four multi-assist games, and one multi-point game ... His first game with NYI he scored two points (1G-1A). **1999-00:** Split the season between Czech and EDM ... Played 80 regular season games and five playoff games with EDM ... He had eight goals 37 assists, 45 points, and 68 penalty minutes his final season with EDM ... He had one assist and one point during the playoffs ... He had eight multi-point games and seven multi-assist games ... On 1/25 at VAN he tallied four points with one goal and three assists. **1998-99:** In his second year at EDM he put up eight goals, 24 assists, 32 points, and 70 penalty minutes ... He appeared in three playoff games that season with two penalty minutes ... From 10/20-28 had four consecutive games with at least one point ... Played in the NHL All-Star Game. **1997-98:** Split his last season with TB and his first season with EDM ... Played in 31 games for TB and finished the season with 41 games at EDM ... Got an assist on his first and last game with TB and his first game at EDM ... Scored three game-winning goals with EDM ... From 3/30/9 had five consecutive games with a point ... Played in 12 playoff games with EDM and had six assists and 12 penalty minutes. **1996-97:** Played 79 games in his fifth season with TB ... Had 12 goals, 28 assists, 40 points, and 57 penalty minutes. **1995-96:** Had career high set for games played (82), goals (16), assists (49), points (65), had 103 penalty minutes ... Made it to the playoffs for the first time in his NHL career ... Played in the NHL All-Star Game. **1994-95:** Split the season between Czech (two games) and TB (48 games) ... Had 12 goals, 11 assists, 23 points, and 86 penalty minutes. **1993-94:** In his second year for TB played 64 games, had three goals, 18 assists, 21 points, and a career high 135 penalty minutes. **1992-93:** Split the season between ATL Knights (IHL) and made his NHL debut with TB ... He played two games with ATL and 67 with TB ... As a rookie he had six goals, 15 assists, 21 points, and 71 penalty minutes.

## International Career

Has represented the Czech Republic in the World Junior Championship (1992), the World Championship (1994, 2004) the World Cup (1996, 2004) and the Olympics (1998, 2002) ... **2008:** Recorded a goal and two penalty minutes in six games as the Czech Republic won the gold medal at the Winter Olympics in Nagano, Japan.

## NHL Transactions

Traded to EDM by TB with Paul Comrie for Bryan Marchment, Steve Kelly and Jason Bonsignore, December 30, 1997 ... Traded to NY Islanders by EDM for Eric Brewer, Josh Green and NY Islanders' second-round choice in the 2000 Entry Draft, June 24, 2000 ... Signed as a free agent by Zlín (CzRep), August 4, 2004 ... Signed as a free agent by CGY, August 14, 2005 ... Signed as a free agent by MTL, July 2, 2007 ... Signed as a free agent by Washington, July 1, 2011.

## Personal

Has an older brother, Martin Hamrlík, who was drafted by Hartford in 1991 and currently plays for HC Zlín in the Czech Republic.

# 44 ROMAN HAMRLIK



## vs. the NHL

	GP	G	A	P	PIM
ANA	35	3	11	14	30
BOS	66	9	19	28	92
BUF	69	6	25	31	56
CGY	34	5	15	20	36
CAR	59	5	20	25	52
CHI	37	7	17	24	38
COL	50	7	23	30	63
CBJ	17	0	4	4	18
DAL	39	1	16	17	34
DET	40	5	6	11	44
EDM	33	5	15	20	49
FLA	62	8	20	28	89
LA	32	1	17	18	24
MIN	22	0	9	9	10
MTL	38	6	16	22	28
NSH	26	0	9	9	38
NJ	68	4	18	22	44
NYI	42	3	22	25	46
NYR	68	7	27	34	52
OTT	65	9	21	30	42
PHI	65	12	17	29	97
PHX	38	6	18	24	30
PIT	59	9	25	34	58
SJ	38	4	12	16	44
STL	40	7	11	18	28
TB	41	4	11	15	38
TOR	62	4	15	19	52
VAN	42	6	22	28	52
WSH	55	7	12	19	90
WPG	37	5	9	14	26

## Playoffs vs. the NHL

	GP	G	A	P	PIM
ANA	7	0	2	2	2
BOS	25	1	8	9	20
COL	7	0	5	5	8
DAL	13	0	2	2	10
DET	6	0	1	1	8
NYR	7	1	0	1	6
OTT	5	0	2	2	2
PHI	15	0	4	4	15
PIT	7	0	3	3	4
TB	5	0	1	1	2
TOR	7	1	6	7	6
WSH	7	0	3	3	2

## CAREER HIGHLIGHTS

**First NHL Game:**  
(10/7/92, TB 7 vs CHI 3)

**First NHL Goal:**  
(10/20/92, TB 6 vs EDM 1, Ranford)

**First NHL Assist:**  
(10/27/92, TB 3 at QUE 4)

**Most Goals in a Game:**  
2 (7 times, last: 3/23/06, CGY 7 at STL 2)

**Most Assists in a Game:**  
3 (4 times, last: 1/7/09, MTL 6 at NYR 3)

**Most Points in a Game:**  
4 (1/25/00, EDM at VAN, 1G-3A)

**Most Shots in a Game:**  
9 (2 times, last: 3/23/04, NYI 3 vs WSH 0)

**Most PIM in a Game:**  
17 (10/26/02, NYI 2 vs PHI 6)

**Most Ice Time in a Game:**  
35:17 (1/30/03, MTL 1 at NYI 3)

**Multiple-Point Games:**  
116 (last: 4/7/12, WSH 4 at NYR 1, 2A)

**Longest Goal Streak:**  
3 (1/31/95-2/4/95, 3G)

**Longest Assist Streak:**  
6 (1/7/01-1/19/01, 6A)

**Longest Point Streak:**  
6 (2 times, last: 2/16/01-2/27/01, 3G-6A)

**Penalty Shots:** None

**Shootouts:** None

## PLAYOFF CAREER HIGHLIGHTS

**Most Goals in a Game:**  
1 (3 times, last: 5/12/12, WSH 1 at NYR 2)

**Most Assists in a Game:**  
2 (7 times, last: 4/22/12, WSH 3 vs BOS 4 OT)


**Most Points in a Game:**  
2 (7 times, last: 4/22/12, WSH 3 vs BOS 4 OT 2A)

## CAREER STATISTICS

Year	Team	League	Regular Season											Playoffs				
			GP	G	A	Pts	PIM	+/-	PP	SH	GW	S	GP	G	A	Pts	PIM	
1992-93	Tampa Bay	NHL	67	6	15	21	71	-21	1	0	1	113	-	-	-	-	-	
1993-94	Tampa Bay	NHL	64	3	18	21	135	-14	0	0	0	158	-	-	-	-	-	
1994-95	Tampa Bay	NHL	48	12	11	23	86	-18	7	1	2	134	-	-	-	-	-	
1995-96	Tampa Bay	NHL	82	16	49	65	103	-24	12	0	2	281	5	0	1	1	4	
1996-97	Tampa Bay	NHL	79	12	28	40	57	-29	6	0	0	238	-	-	-	-	-	
1997-98	Tampa Bay	NHL	37	3	12	15	22	-18	1	0	0	86	-	-	-	-	-	
	Edmonton	NHL	41	6	20	26	48	3	4	1	3	112	12	0	6	6	12	
1998-99	Edmonton	NHL	75	8	24	32	70	9	3	0	0	172	3	0	0	0	2	
1999-00	Edmonton	NHL	80	8	37	45	68	1	5	0	0	180	5	0	1	1	4	
2000-01	NY Islanders	NHL	76	16	30	46	92	-20	5	1	4	232	-	-	-	-	-	
2001-02	NY Islanders	NHL	70	11	26	37	78	7	4	1	1	169	7	1	6	7	6	
2002-03	NY Islanders	NHL	73	9	32	41	87	21	3	0	2	151	5	0	2	2	2	
2003-04	NY Islanders	NHL	81	7	22	29	68	2	2	0	2	182	5	0	1	1	2	
2005-06	Calgary	NHL	51	7	19	26	56	8	1	1	0	89	7	0	2	2	2	
2006-07	Calgary	NHL	75	7	31	38	88	22	1	0	1	125	6	0	1	1	8	
2007-08	Montreal	NHL	77	5	21	26	38	7	3	0	3	129	12	1	2	3	8	
2008-09	Montreal	NHL	81	6	27	33	62	4	0	0	0	143	4	0	0	0	2	
2009-10	Montreal	NHL	75	6	20	26	56	-2	2	0	1	100	19	0	9	9	15	
2010-11	Montreal	NHL	79	5	29	34	81	6	2	0	0	129	7	0	3	3	6	
2011-12	CAPITALS	NHL	68	2	11	13	34	11	0	0	1	58	14	1	3	4	12	
<b>NHL TOTALS</b>			<b>1379</b>	<b>155</b>	<b>482</b>	<b>637</b>	<b>1400</b>	<b>-45</b>	<b>62</b>	<b>5</b>	<b>23</b>	<b>2,981</b>	<b>111</b>	<b>3</b>	<b>37</b>	<b>40</b>	<b>85</b>	

EJC-A All-Star Team (1992) • NHL All-Star Game (1996, 1999, 2003)





# MATT HENDRICKS

# 26

Center/Wing • Height: 6'0" • Weight: 211 • Shoots: Left  
Born: June 17, 1981 (Blaine, Minn.)

Acquired: Signed as a free agent, Sept. 27, 2010

Drafted: Nashville's fifth-round choice, 131st overall, in the 2000 Entry Draft

## 2011-12

T-18th in the league in hits (218) ... Played in a career high 78 games ... Has the highest shootout percentage among Capitals players, having scored eight times on 12 career shootout attempts (66.7%) ... Shootout-determining goal on 3/31 vs. MTL ... Scored his 4th goal of the season on 3/10 at BOS ... Skated a season-high 21:45 on 2/9 vs. WPG ... Had an assist on 2/7 vs. FLA ... Fighting major (McQuaid) and seven PIMs on 2/5 vs. BOS ... Collected eight hits on 2/1 at FLA...Scored the game's first goal on 1/31 at TB and tallied seven hits ... Fighting major (Joslin) on 1/20 at CAR ... Fighting major (Bourque) on 1/18 at MTL ... Fighting major (Adams) on 1/11 vs. PIT ... Fighting major (Fraser) on 1/9 at LA ... Scored his first goal of the season on 12/26 at BUF ... Missed four games due to injury (12/7-15) ... Fighting major (McLeod) on 12/17 at COL ... 4th fighting major (Nichol) on 11/29 vs. STL ... 3rd fighting major (Chipchura) on 11/21 vs. PHX ... 2nd fighting major (Dowell) on 11/8 vs. DAL ... Registered 1st fighting major of the season (Beleskey) on 11/1 vs. ANA ... Collected two assists on 10/22 vs. DET ... Tallied first assist of the season on 10/20 at PHI ... Led WSH in hits (61) during the playoffs ... Won 56% of his face-offs during the postseason ... Skated 16:05 per game during the playoffs compared to 12:07 per game during the regular season ... Scored first career playoff goal in Game 7 of ECQF at BOS on 4/25 ... Recorded first career postseason assist in Game 2 of ECSF at NYR on 4/30.

## Career

**2010-11:** Tied for third on the team with three GWGs ... Set career highs in GP (77), assists (16), points (25) and PIMs (110) ... Tied for the team lead in shootout percentage (50%) and tied for second in shootout goals (2) ... Tied his career high for goals with his ninth of the season on 4/6 vs. FLA ... First on the team in PIM (110) ... Second on the team in hits (169) ... Signed a two-year extension with the Capitals on 2/23 ... Potted six out of his nine goals at Verizon Center ... The Caps went 6-2-1 when Hendricks scored a goal and 11-2-2 when he registered an assist. **2009-10:** Spent his first full season in the NHL, appearing in 56 games for COL ... Ranked 5th on the team, third among forwards, with 92 hits ... Scored his first career goal 10/10 at CHI ... Had goals in back-to-back appearances (11/14 - 11/28) ... Posted a three-game points streak from 12/21 - 12/26 (1g-2a) ... Scored a goal

and played a career-high 15:17 on 3/24 vs. LA. **2008-09:** Spent most of the season with the Lake Erie Monsters (AHL) but made his first NHL appearance and played four games for COL ... Played his NHL debut 3/10 vs. ATL ... Had 13 NHL PIM, including his first fighting major 3/25 vs. ANA ... Finished third in Lake Erie in scoring (14g-15a) despite playing only 43 games ... Ranked 3rd on the team in goals and PIM (71). **2007-08:** Ranked 4th on the Providence Bruins (AHL) in scoring with 52 points (22g-30a) in 67 games ... Recorded 13 multiple-point games ... Added three assists in 10 playoff games. **2006-07:** Played for Bruce Boudreau in Hershey (AHL) ... Ranked 7th on the team in scoring with 44 points (18g-26a) in 65 games ... 6th on the team with 105 PIM ... Contributed eight goals (second on the team) and 12 points in 19 Calder Cup playoff games. **2005-06:** Recorded 27 points (13g-14a) in 56 games with Rochester (AHL). **2004-05:** Split his first full professional season between Lowell (AHL) and FLA (ECHL). **2003-04:** Made his professional debut with Milwaukee (AHL) after completing his college career.

## College Career

Played four years at St. Cloud State (WCHA), totaling 54 goals and 58 assists in 152 games ... Led the Huskies in goals as a junior with 18 ... Ranked third in goals (19) and fourth in points (39) as a sophomore.

## NHL Transactions

Selected by NSH in the fifth round, 131st overall, in the 2000 Entry Draft ... Signed as a free agent by BOS, July 9, 2007 ... Traded to COL by BOS for Johnny Boychuk, June 24, 2008 ... Signed by Washington, Sept. 27, 2010.

## Personal

Enjoys golfing and fishing ... Favorite athlete is Phil Mickelson ... First car was a 1978 Dodge pickup truck and his first job was working on a sod farm.

# 26 MATT HENDRICKS



## vs. the NHL

	GP	G	A	P	PIM
ANA	6	0	3	3	25
BOS	5	0	2	2	12
BUF	4	0	2	2	2
CGY	4	0	1	1	13
CAR	8	2	0	2	4
CHI	5	1	1	2	12
COL	1	1	0	1	0
CBJ	4	0	0	0	2
DAL	3	0	2	2	15
DET	5	0	1	1	4
EDM	4	1	0	1	2
FLA	8	2	2	4	14
LA	4	1	0	1	0
MIN	6	2	0	2	0
MTL	5	0	1	1	4
NSH	2	0	0	0	0
NJ	4	0	0	0	19
NYI	5	1	0	1	5
NYR	4	2	1	3	16
PHX	3	0	1	1	0
PIT	3	0	1	1	7
SJ	5	0	0	0	2
STL	5	1	1	2	7
TB	8	0	1	1	18
TOR	4	1	1	2	10
VAN	6	2	0	2	0
WSH	1	0	0	0	0
WPG	7	1	0	1	4

## Playoffs vs. the NHL

	GP	G	A	P	PIM
BOS	7	1	0	1	4
NYR	12	0	1	1	2
SJ	6	0	0	0	0
TB	2	0	0	0	2

## CAREER HIGHLIGHTS

### First NHL Game:

3/10/09 (COL 0 vs ATL 3)

### First NHL Goal:

10/10/09 (COL 3 at CHI 4 SO, Huet)

### First NHL Assist:

12/22/09 (COL 2 vs ANA 4)

### Most Goals in a Game:

1 (22 times, last: 3/10/12, WSH 4 at BOS 3)

### Most Assists in a Game:

2 (2 times, last: 10/22/11, WSH 7 vs DET 1)

### Most Points in a Game:

2 (3 times, last: 10/22/11, WSH 7 vs DET 1)

### Most Shots in a Game:

5 (3 times, last: 3/15/11, WSH 4 at MTL 2)

### Most PIM in a Game:

14 (12/12/10, WSH 0 at NYR 7)

### Most Ice Time in a Game:

21:45 (2/9/12 WSH 2 at WPG 3 SO)

### Multiple-Point Games:

3 (last: 10/22/11, WSH 7 vs DET 1)

### Longest Goal Streak:

2 (2 times, last: 1/22-26/11, 2G)

### Longest Assist Streak:

2 (2 times, last: 3/3-7/11, 2A)

### Longest Point Streak:

3 (12/21/09-12/26/09, 1G-2A)

### Penalty Shots: None

Shootouts: 8/12

## PLAYOFF CAREER HIGHLIGHTS

### Most Goals in a Game:

1 (4/25/12, WSH 2 at BOS 1)

### Most Assists in a Game:

1 (4/30/12, WSH 3 at NYR 2)

### Most Points in a Game:

1 (2 times, last 4/30/12, WSH 3 at NYR 2, 1A)

## CAREER STATISTICS

Year	Team	League	Regular Season											Playoffs							
			GP	G	A	Pts	PIM	+/-	PP	SH	GW	S	GP	G	A	Pts	PIM				
1998-99	Blaine Bengals	High-MN	22	23	34	57	42	-	-	-	-	-	-	-	-	-	-	-	-	-	
1999-00	Blaine Bengals	High-MN	21	23	30	53	28	-	-	-	-	-	-	-	-	-	-	-	-	-	
2000-01	St. Cloud State	WCHA	37	3	9	12	23	-	-	-	-	-	-	-	-	-	-	-	-	-	
2001-02	St. Cloud State	WCHA	42	19	20	39	74	-	-	-	-	-	-	-	-	-	-	-	-	-	
2002-03	St. Cloud State	WCHA	37	18	18	36	64	-	-	-	-	-	-	-	-	-	-	-	-	-	
2003-04	St. Cloud State	WCHA	36	13	11	24	32	-	-	-	-	-	-	-	-	-	-	-	-	-	
	Milwaukee	AHL	1	0	0	0	2	-	-	-	-	-	-	-	-	-	-	-	-	-	
2004-05	Lowell	AHL	15	1	2	3	10	-	-	-	-	-	-	-	-	-	-	-	-	-	
	Florida	ECHL	54	24	26	50	94	-	-	-	-	-	-	4	0	0	0	0	4		
2005-06	Rochester	AHL	56	13	14	27	84	-	-	-	-	-	-	-	-	-	-	-	-	-	
2006-07	Hershey	AHL	65	18	26	44	105	-	-	-	-	-	-	19	8	4	12	18			
2007-08	Providence	AHL	67	22	30	52	121	-	-	-	-	-	-	10	0	3	3	6			
2008-09	Colorado	NHL	4	0	0	0	13	1	0	0	0	5	-	-	-	-	-	-	-	-	
	Lake Erie	AHL	43	14	15	29	71	-	-	-	-	-	-	-	-	-	-	-	-	-	
2009-10	Colorado	NHL	56	9	7	16	74	1	0	1	1	63	6	0	0	0	0	0			
2010-11	CAPITALS	NHL	77	9	16	25	110	-2	1	0	3	113	7	0	0	0	0	4			
2011-12	CAPITALS	NHL	78	4	5	9	95	-6	0	0	0	97	14	1	1	2	6				
CAPITALS TOTALS			155	13	21	34	205	-8	1	0	3	210	21	1	1	2	10				
NHL TOTALS			215	22	28	50	292	-6	1	1	4	278	27	1	1	2	10				





# JACK HILLEN

# 38

Defense • Height: 5'11" • Weight: 201 • Shoots: Left  
Born: January 24, 1986 (Minnetonka, Minn.)  
Acquired: Signed as a free agent, July 3, 2012

## 2011-12

Played his 200th career game on 12/8 at CBJ ... Tallied a goal on 12/6 vs. PHX ... Tied a season high with four shots on goal on 12/3 vs. BUF ... Skated a season high 21:56 on 12/1 at VAN ... Scored first goal of the season on 11/26 at DET ... Recorded first assist of the season on 10/22 at CGY ... Made NHL playoff debut in Game 1 of WCQF vs. DET on 4/11 and skated 8:20.

## Career

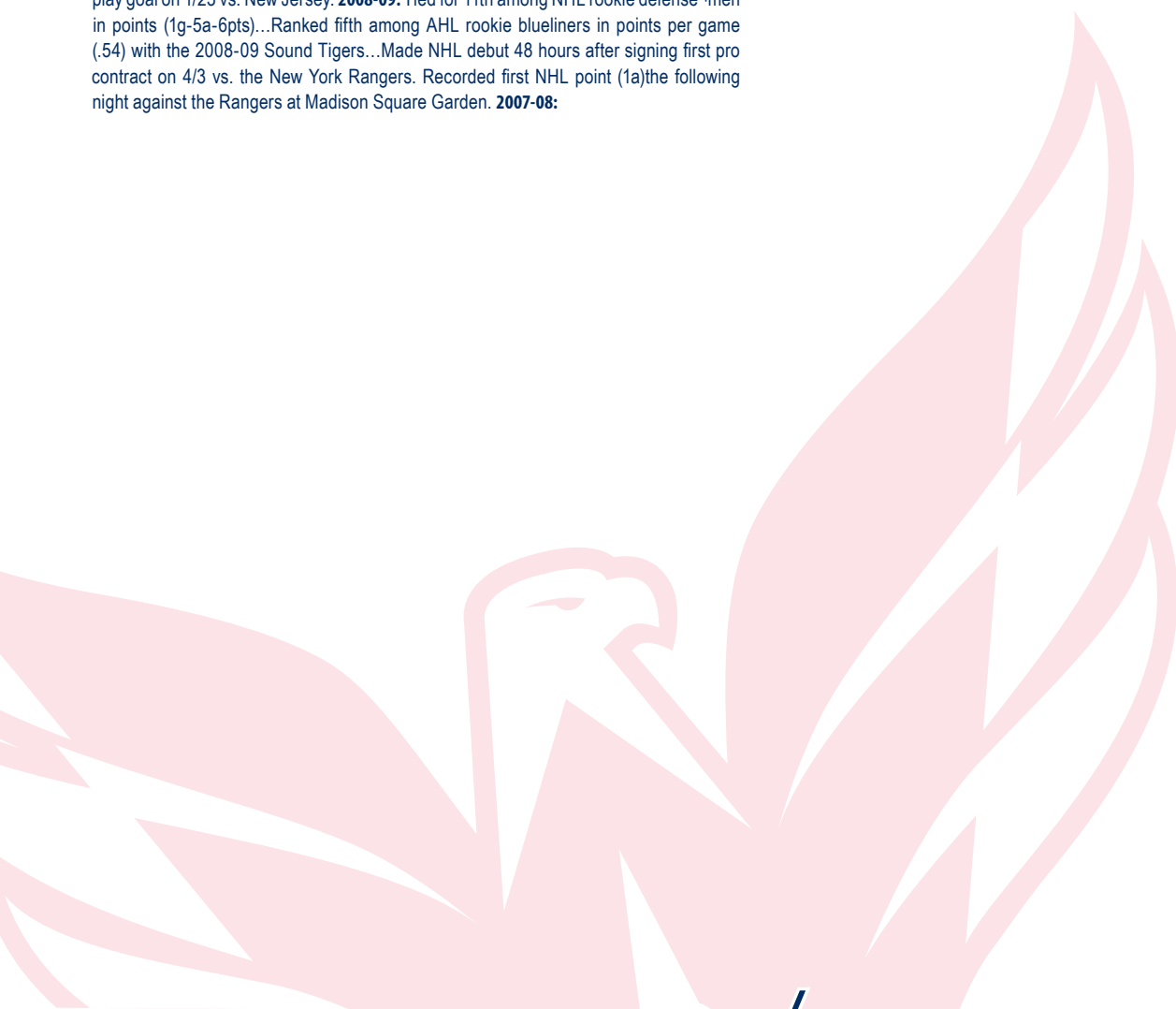
**2010-11:** Set career highs in goals (4) and points (22), and tied a personal best in assists (18) ... Ranked 2nd on the Islanders in blocked shots with a career high (137) ... Reached career highs in penalty minutes (45), hits (54) and shots (81) ... Scored first career GWG on 3/11 vs. BOS ... Missed 18 games due to three separate injuries. **2009-10:** Set career highs in assists (18), games played (69) and average ice time (20:41) with the NY Islanders in 2009-10... Ranked second on the 2009-10 Islanders in blocked shots (131)... Played 100th career NHL game on 3/19 vs. Anaheim... Scored first career power-play goal on 1/23 vs. New Jersey. **2008-09:** Tied for 11th among NHL rookie defensemen in points (1g-5a-6pts)...Ranked fifth among AHL rookie blueliners in points per game (.54) with the 2008-09 Sound Tigers...Made NHL debut 48 hours after signing first pro contract on 4/3 vs. the New York Rangers. Recorded first NHL point (1a)the following night against the Rangers at Madison Square Garden. **2007-08:**

## College Career

Played four years at Colorado College (WCHA), totaling 19 goals and 57 assists in 151 games. **2007-08:** Named 2008 WCHA Defensive Player of the Year, a WCHA First-Team All-Star and an NCAA West First-Team All-American ... Recipient of the 2008 WCHA Scholar Athlete of the Year Award ... Named to the 2008 ESPN The Magazine Academic All-American Team ... Led NCAA defensemen in both points and assists (6g-31a-37pts). **2006-07:** Ranked 2nd on team among defensemen in points (7g-8a-15pts) **2005-06:** Appeared in 42 games and recorded 4 goals, 9 assists, 13 points and 48 penalty minutes. **2004-05:** Finished the season ranked 4th among WCHA rookie defensemen in points (2g-9a-11pts).

## NHL Transactions

Signed with NYI as a free agent, April 1, 2008 ... Signed with NSH as a free agent, August 8, 2011 ... Signed with WSH as a free agent, July 3, 2012.



# 38 JACK HILLEN



## vs. the NHL

	GP	G	A	P	PIM
ANA	8	0	1	1	0
BOS	9	1	2	3	4
BUF	10	2	2	4	2
CGY	6	0	2	2	0
CAR	11	0	2	2	2
CHI	6	0	1	1	4
COL	4	0	2	2	2
CBJ	8	0	1	1	6
DAL	3	0	0	0	0
DET	5	1	1	2	0
EDM	5	0	0	0	0
FLA	9	0	2	2	4
LA	6	0	0	0	2
MIN	6	0	0	0	4
MTL	11	0	3	3	12
NSH	1	0	0	0	0
NJ	16	1	5	6	12
NYI	1	0	0	0	0
NYR	16	1	6	7	15
OTT	7	1	1	2	6
PHI	13	0	2	2	2
PHX	6	1	1	2	4
PIT	13	0	4	4	18
SJ	5	0	1	1	6
STL	6	0	1	1	4
TB	7	0	3	3	10
TOR	10	0	3	3	10
VAN	3	1	0	1	0
WSH	12	0	0	0	0
WPG	7	1	0	1	0

## Playoffs vs. the NHL

	GP	G	A	P	PIM
DET	2	0	0	0	2

## CAREER HIGHLIGHTS

### First NHL Game:

4/3/08 (NYI 0 vs NYR 3)

### First NHL Goal:

3/5/09 (NYI 2 vs NYR 4, Lundqvist)

### First NHL Assist:

4/4/08 (NYI 4 vs NYR 3)

### Most Goals in a Game:

1 (10 times, last: 12/6/11, NSH 2 vs PHX 3)

### Most Assists in a Game:

2 (5 times, last: 2/10/11, NYI 4 at MTL 3 SO)

### Most Points in a Game:

2 (5 times, last 2/10/11, NYI 4 at MTL 3 SO, 2A)

### Most Shots in a Game:

7 (2 times, last 3/11/11, NYI 4 vs BOS 2)

### Most PIM in a Game:

10 (2/11/11, NYI 9 vs PIT 3)

### Most Ice Time in a Game:

28:36 (12/26/09, NYI 3 at NYR 2 OT)

### Multiple-Point Games:

5 (last: 2/10/11, NYI 4 at MTL 3 SO, 2A)

### Longest Goal Streak:

2 (1/21/11-1/23/11, 2G)

### Longest Assist Streak:

2 (8 times, last 3/31/11 -4/2/11, 2A)

### Longest Point Streak:

3 (3/11/11-3/15/11, 1G-2A)

### Penalty Shots:

None

### Shootouts:

None

## CAREER STATISTICS

Year	Team	League	Regular Season											Playoffs				
			GP	G	A	Pts	PIM	+/-	PP	SH	GW	S	GP	G	A	Pts	PIM	
2004-05	Colorado College	WCHA	30	2	9	11	20	-	-	-	-	-	-	8	0	1	1	16
2005-06	Colorado College	WCHA	42	4	9	13	48	11	-	-	-	-	-	-	-	-	-	-
2006-07	Colorado College	WCHA	38	7	8	15	38	-2	-	-	-	-	-	-	-	-	-	-
2007-08	Colorado College	WCHA	41	6	31	37	60	21	-	-	-	-	-	-	-	-	-	-
<b>2007-08</b>	<b>NY Islanders</b>	<b>NHL</b>	<b>2</b>	<b>0</b>	<b>1</b>	<b>1</b>	<b>4</b>	<b>1</b>	<b>0</b>	<b>0</b>	<b>0</b>	<b>3</b>	-	-	-	-	-	
<b>2008-09</b>	<b>NY Islanders</b>	<b>NHL</b>	<b>40</b>	<b>1</b>	<b>5</b>	<b>6</b>	<b>16</b>	<b>-9</b>	<b>0</b>	<b>0</b>	<b>0</b>	<b>47</b>	-	-	-	-	-	
2008-09	Bridgeport	AHL	33	4	13	17	31	-	-	-	-	-	5	0	2	2	2	
<b>2009-10</b>	<b>NY Islanders</b>	<b>NHL</b>	<b>69</b>	<b>3</b>	<b>18</b>	<b>21</b>	<b>44</b>	<b>-5</b>	<b>1</b>	<b>0</b>	<b>0</b>	<b>78</b>	-	-	-	-	-	
2009-10	USA	WC	6	0	1	1	2	-	-	-	-	-	-	-	-	-	-	
<b>2010-11</b>	<b>NY Islanders</b>	<b>NHL</b>	<b>64</b>	<b>4</b>	<b>18</b>	<b>22</b>	<b>45</b>	<b>-5</b>	<b>0</b>	<b>0</b>	<b>0</b>	<b>81</b>	-	-	-	-	-	
<b>2011-12</b>	<b>Nashville</b>	<b>NHL</b>	<b>55</b>	<b>2</b>	<b>4</b>	<b>6</b>	<b>20</b>	<b>6</b>	-	-	-	<b>51</b>	<b>2</b>	<b>0</b>	<b>0</b>	<b>0</b>	<b>2</b>	
<b>NHL TOTALS</b>			<b>230</b>	<b>10</b>	<b>46</b>	<b>56</b>	<b>129</b>	<b>-12</b>	<b>1</b>	<b>0</b>	<b>1</b>	<b>260</b>	<b>2</b>	<b>0</b>	<b>0</b>	<b>0</b>	<b>2</b>	

NCAA First All-Star Team (2008) • NCAA First All-American Team (2008)





# BRADEN HOLTBY

Goaltender • Height: 6'2" • Weight: 203 • Shoots: Left  
Born: September 16, 1989 (Lloydminster, Saskatchewan)  
Drafted: Capitals' fourth-round choice, 93rd overall, in the 2008 Entry Draft

# 70

## 2011-12

Made 35 saves for his 4th win of the season and was named First Star on 4/7 at NYR ... Came on in relief of Michal Neuvirth and made 12 saves for the win on 4/5 vs. FLA ... Recorded first shutout of season and was the game's First Star on 3/25 vs. MIN ... Stopped 27 of 28 shots in shootout loss to PHI on 3/22 ... Made 30 saves for first win of the season on 3/19 at DET ... Recalled on 3/18 from Hershey (AHL) ... 20-15-2 with a 2.61 GAA and a .906 SV% in 40 games with Hershey at the time of recall ... Finished 5th in the NHL in postseason wins, 3rd in goals-against average and save percentage and 5th in playoff minutes (922) and saves (429) ... Became just the third goaltender to own a .920 save percentage and 2.00 goals-against average or better (in a minimum of 13 games played) in the playoffs at age 22 or younger (Martin Brodeur and Patrick Roy) ... Went all 14 postseason games without suffering back-to-back losses ... Set a Capitals rookie record with 14 playoff games and tied a rookie record with seven wins in a single postseason ... Became the third rookie goaltender to defeat the defending Stanley Cup champions in a playoff series (Montreal's Ken Dryden and Calgary's Mike Vernon), defeating Boston in seven games in the ECQF ... Became the seventh rookie goaltender to post an overtime win in Game 7 of a playoff series and the first since Buffalo's Steve Shields defeated Ottawa in 1997 ... Earned his second career NHL playoff win in Game 4 of the quarterfinals against Boston, stopping 44 of the 45 shots he faced ... His 44 saves were the second-most in the expansion era in a regulation playoff win for a rookie goaltender since Ken Dryden made 46 stops for Montreal in a 4-2 win against Boston on April 16, 1971.

## Career

**2010-11:** Named NHL's First Star of the Week for the week ending 3/13, going 4-0-0 with a 1.05 goals-against average, .965 save percentage and one shutout ... Won his last five starts ... Recorded an 18-save shutout in an emergency start 3/26 at MTL ... His assist on Marcus Johansson's first period, power-play goal on 3/15 at MTL was the only assist for a Washington goaltender and the first since Jose Theodore assisted on an Alexander Semin power-play goal in a 5-4 overtime loss to OTT on 3/30/10 ... Set single-game career high with 40 saves 3/11 vs. CAR ... Made 22 saves for his first career shutout 3/9 vs. EDM ... Went 5-0-1 in five games from 1/20 to 3/11, stopping 170 of 174 shots (.978) ... Ranked tied for eighth in the AHL in goals-against average (2.29) and 11th in save percentage (.920) ... Tied for sixth in the league with five shutouts ... Was named to the

Eastern Conference AHL All-Star Team but did not play. **2009-10:** Dressed in five games as the Capitals' backup goaltender ... Split his first professional season between Hershey (AHL) and South CAR (ECHL) ... Played in the 2009-10 ECHL All-Star Game ... Led Hershey in wins with a 24-8-2 record ... Ranked fourth in the AHL, first among rookies, with a 2.32 goals-against average ... His .917 save percentage was 10th in the league and led all rookies ... Won nine games in a row from 12/12—1/9, holding opponents to one goal five times and two goals three times in that stretch ... Had a season-high 44 saves in a 5-3 win 3/17 at Binghamton ... Posted a 7-2-1-2 mark for South CAR ... Made three playoff starts for Hershey, winning two ... Both wins came in overtime.

## Junior Career

**2008-09:** Played 61 games for Saskatoon (WHL), ranking second in the league in wins (40) and tied for third in shutouts (six) ... Named the WHL's Eastern Conference Goaltender of the Year and was a finalist for WHL Goaltender of the Year ... Finished eighth in the WHL with a 2.62 GAA and finished seventh with a .910 save percentage ... Had a 10-game winning streak from 1/13—2/8 and a nine-game winning streak from 10/4—10/28 ... Registered 159 minutes of shutout hockey from 12/27—1/3, including back-to-back shutouts ... Finished the playoffs with a 2.32 GAA and a .912 save percentage ... Allowed only one goal in three of his seven playoff games ... Joined Hershey at the end of the Blades' season and was a backup for one game in the Calder Cup run. **2007-08:** Played in 64 games for Saskatoon ... Finished 15th in the WHL with a .908 save percentage while facing the second-most shots of any goaltender (1,875) ... Ranked fourth among North American goaltenders in the 2008 NHL Entry Draft by Central Scouting. **2006-07:** Led Saskatoon with 17 wins ... Recorded a four-game winning streak (12/15—1/5) ... Ranked second among rookie goaltenders in the WHL with a 3.21 GAA. **2005-06:** Stopped 49 shots in his debut with Saskatoon.

## NHL Transactions

Capitals' fourth-round choice, 93rd overall, in the 2008 Entry Draft.

## Personal

His father, Greg, was a goaltender for the Saskatoon Blades and the University of Saskatoon ... Favorite player as a kid was Patrick Roy ... A baseball and golf fan who roots for the Toronto Blue Jays and New York Mets ... Favorite athlete is Albert Pujols.

# 70 BRADEN HOLTBY



## vs. the NHL

	GP	Min	SO	W	L	OT	GAA	Sv%
BOS	1	10	0	1	0	0	0.00	1.000
BUF	2	87	0	0	1	1	4.16	.867
CAR	1	60	0	1	0	0	1.00	.976
CHI	1	64	0	1	0	0	2.82	.900
DET	1	60	0	1	0	0	3.00	.909
EDM	1	60	1	1	0	0	0.00	1.000
FLA	1	34	0	1	0	0	3.49	.857
MIN	1	60	1	1	0	0	0.00	1.000
MTL	2	120	1	2	0	0	1.00	.955
NJ	1	59	0	0	1	0	5.06	.783
NYI	1	60	0	1	0	0	1.00	.960
NYR	2	125	0	1	0	1	0.96	.969
PHI	2	125	0	1	0	1	1.43	.943
SJ	1	59	0	0	1	0	5.09	.857
TB	1	45	0	1	0	0	0.00	1.000
TOR	1	60	0	1	0	0	1.00	.972
WPG	1	9	0	0	1	0	19.74	.400

## Playoffs vs. the NHL

	GP	Min	SO	W	L	OT	GAA	Sv%
BOS	7	449	0	4	3	2	2.00	.940
NYR	7	473	0	3	4	1	1.90	.929

## CAREER HIGHLIGHTS

**First NHL Game:**  
11/5/10 (WSH 3 vs. BOS 5)

**First NHL Win:**  
11/5/10 (WSH 3 vs. BOS 5)

**First NHL Shutout:**  
3/9/11 (WSH 5 vs. EDM 0, 22 saves)

**Most Shots Faced in a Game:**  
41 (3/11/11, WSH 2 vs. CAR 1)

**Most Saves in a Game:**  
40 (3/11/11, WSH 2 vs. CAR 1)

**Longest Win Streak:**  
6 (3/7/11-3/26/11)

**Longest Losing Streak:**  
2 (11/19/10-11/22/10)

**Longest Winless Streak:**  
6 (3/7/11-3/26/11)

**Shootouts:**  
1-2 record, 5 GA on 8 attempts

## PLAYOFF CAREER HIGHLIGHTS

**Most Shots Faced in a Game:**  
49 (5/2/12, WSH 1 at NYR 2 3OT)

**Most Saves in a Game:**  
47 (5/2/12, WSH 1 at NYR 2 3OT)

## CAREER STATISTICS

Year	Team	League	Regular Season										Playoffs				
			GP	W	L	OT	MIN	GA	SO	GAA	SA	SPCT	GP	W	L	Min	GAA
2005-06	Saskatoon	WHL	1	0	1	0	59	4	0	4.07	53	.925	-	-	-	-	-
2006-07	Saskatoon	WHL	51	17	29	3	2725	146	0	3.21	1394	.895	-	-	-	-	-
2007-08	Saskatoon	WHL	64	25	29	0	3632	172	1	2.84	1875	.908	-	-	-	-	-
2008-09	Saskatoon	WHL	61	40	16	4	3571	156	6	2.62	1732	.910	7	3	4	414	2.32
2009-10	Hershey	AHL	37	24	8	2	2146	83	2	2.32	1000	.917	3	2	1	200	3.67
	South Carolina	ECHL	12	7	2	3	712	35	0	2.95	392	.911	-	-	-	-	-
2010-11	<b>CAPITALS</b>	<b>NHL</b>	<b>14</b>	<b>10</b>	<b>2</b>	<b>2</b>	<b>736</b>	<b>22</b>	<b>2</b>	<b>1.79</b>	<b>332</b>	<b>.934</b>	-	-	-	-	-
	Hershey	AHL	30	17	10	2	1785	68	5	2.29	845	.920	6	2	4	359	3.01
2011-12	<b>CAPITALS</b>	<b>NHL</b>	<b>7</b>	<b>4</b>	<b>2</b>	<b>1</b>	<b>361</b>	<b>15</b>	<b>1</b>	<b>2.49</b>	<b>192</b>	<b>.922</b>	<b>14</b>	<b>7</b>	<b>7</b>	<b>922</b>	<b>1.95</b>
	Hershey	AHL	40	20	15	2	2322	101	3	2.61	975	.906	-	-	-	-	-
<b>NHL/CAPITALS TOTALS</b>			<b>21</b>	<b>14</b>	<b>4</b>	<b>3</b>	<b>1097</b>	<b>37</b>	<b>3</b>	<b>2.02</b>	<b>524</b>	<b>.929</b>	<b>14</b>	<b>7</b>	<b>7</b>	<b>922</b>	<b>1.95</b>

WSH First All-Star Team (2009) • AHL All-Star (2011) • ECHL All-Star (2010)



# MARCUS JOHANSSON

Center • Height: 6'1" • Weight: 205 • Shoots: Left  
Born: October 6, 1990 (Landskrona, Sweden)  
Drafted: Capitals' first-round choice, 24th overall, in the 2009 Entry Draft

# 90

## 2011-12

Finished T-3rd on the team in points (46) ... 3rd on WSH in assists ... Set career highs in games played (80), goals (14), assists (32) and points (46) ... Had 10 points (1g-9a) in his last 13 games ... Registered a goal and an assist on 3/29 at BOS ... Collected 2 assists on 3/19 at DET ... Tallied 2 assists on 3/13 at NYI ... Scored the GTG on 3/8 vs. TB ... Had a goal and an assist on 2/25 at TOR ... Tallied his 10th goal of the season on 1/18 at MTL ... Scored twice on 1/9 at LA ... Tallied an assist on the GWG on 12/15 at WPG ... Tallied an assist on 11/4 at CAR ... Added his 5th goal of the season on 10/29 at VAN ... Scored his 4th goal of the season on 10/22 vs. DET ... Scored his 3rd goal of the season, the GWG on the power play, on 10/18 vs. FLA ... Scored his 2nd goal of the season, the eventual GWG, on 10/15 vs. OTT and was named Third Star ... Scored a goal and recorded an assist in his first game of the season on 10/10 vs. TB and was named Second Star ... Finished fourth among Capitals forwards in playoff ice time per game (19:35) ... Scored a goal on 4/19 vs. BOS ... Tallied all three points in the ECQF vs. BOS.

## Career

**2010-11:** Made his NHL debut 10/8 at ATL ... Was the youngest player on the Capitals' roster ... Scored first NHL goal 10/19 vs. BOS ... Recorded first two NHL assists 11/26 vs. TB ... Became the first Capitals rookie since Alex Ovechkin (2005-06) to score a SHG when he tallied on 2/6 vs. PIT ... Six of his 13 goals were the Caps' first of the game ... Recorded points in five of seven games (2g-3a) from 2/14 to 2/26 ... Registered his second career multi-goal game, including the game-winner, on 3/15 at MTL and was named First Star ... His best month was March when he tallied nine points (4g-5a) in 15 games ... Took a career-high seven shots on goal in a 4-3 overtime win vs. CHI on 3/13 ... Had points in seven of the last 17 games (4g, 5a) ... Made his NHL playoff debut in Game 1 of ECQF

vs. NYR ... Tallied his first career playoff assist in Game 2 of ECQF ... Scored his first two postseason goals, skated 26:27, had four shots and was a +3 in Game 4 2OT win of ECQF vs. NYR ... Finished fifth among league rookies in playoff scoring with six points (2g-4a). **2009-10:** Doubled his offensive numbers in his second full season in the Swedish Elite League, posting 10 goals and 10 assists in 42 games with Farjestad ... Tied for fourth on the team in goals and ranked sixth in assists ... Was named captain of Sweden at the World Junior Championship and won a bronze medal ... Tied for fifth on the team with six points (1g-5a) in five games. **2008-09:** Helped Farjestad (SEL) to the regular-season and playoff championships, recording 10 points (5g-5a) in 45 games ... Averaged a goal per game in brief stints in Sweden's third division and junior ranks ... Won a silver medal with Sweden's World Junior Championship entry. **2007-08:** Split the season between Farjestad's junior team and Skare BK.

## International Career

Won two World Junior Championship medals with Sweden. **2010:** Captained Sweden to a bronze medal at the World Junior Championship, recording six points (1g-5a) in five games. **2009:** Scored two goals in six games and won a silver medal at the World Junior Championship.

## NHL Transactions

Selected by Washington in the second round, 58th overall, in the 2008 Entry Draft.

## Personal

Enjoys golfing ... Favorite athlete is Roger Federer ... Favorite subject in school was English ... Best hockey memory is winning the Swedish Elite League.

# 90 MARCUS JOHANSSON



## vs. the NHL

	GP	G	A	P	PIM
ANA	2	0	1	1	0
BOS	7	3	2	5	0
BUF	8	1	0	1	0
CGY	1	0	2	2	0
CAR	10	2	4	6	0
CHI	2	0	1	1	4
COL	1	0	0	0	0
CBJ	2	0	1	1	0
DAL	2	0	1	1	0
DET	3	1	2	3	2
EDM	2	0	1	1	2
FLA	12	3	4	7	0
LA	2	2	0	2	0
MIN	1	0	1	1	0
MTL	7	3	1	4	2
NSH	3	0	3	3	2
NJ	8	1	2	3	2
NYI	7	0	3	3	0
NYR	7	1	3	4	0
OTT	8	1	1	2	0
PHI	7	2	2	4	0
PHX	2	1	0	1	0
PIT	7	1	2	3	0
SJ	4	0	1	1	0
STL	3	0	0	0	0
TB	11	2	4	6	4
TOR	7	1	1	2	0
VAN	2	2	0	2	0
WPG	11	0	3	3	0

## Playoffs vs. the NHL

	GP	G	A	P	PIM
BOS	7	1	2	3	0
NYR	12	2	2	4	0
TB	4	0	2	2	0

## CAREER HIGHLIGHTS

### First NHL Game:

10/8/10 (WSH 2 at ATL 4)

### First NHL Goal:

10/19/10 (WSH 1 vs BOS 3, Thomas)

### First NHL Assist:

11/26/10 (2) (WSH 6 vs TB 0)

### Most Goals in a Game:

2 (3 times, last: 1/9/12, WSH 2 at LA 5)

### Most Assists in a Game:

2 (5 times, last: 3/19/12, WSH 5 at DET 3)

### Most Points in a Game:

2 (12 times, last: 3/29/12 WSH 3 at BOS 2 SO)

### Most Shots in a Game:

7 (3/13/11, WSH 4 vs CHI 3 OT)

### Most PIM in a Game:

4 (3/13/11, WSH 4 vs CHI 3 OT)

### Most Ice Time in a Game:

22:37 (2/13/12, WSH 3 vs. SJ 5)

### Multiple-Point Games:

12 (last: 3/29/12 WSH 3 at BOS 2 SO, 1G-1A)

### Longest Goal Streak:

2 (10/15/11-10/18/11, 2G)

### Longest Assist Streak:

3 (3/9/11-3/13/11, 3A)

### Longest Point Streak:

4 (2 times, last: 11/8/11-11/15/11, 1G-3A)

### Penalty Shots: 0/1

Shootouts: 0/1

## PLAYOFF CAREER HIGHLIGHTS

### Most Goals in a Game:

2 (4/20/11, WSH 4 at NYR 3 2OT)

### Most Assists in a Game:

1 (6 times, last: 4/21/12, WSH 4 at BOS 3)


### Most Points in a Game:

2 (4/20/11, WSH 4 at NYR 3 2OT, 2G)

## CAREER STATISTICS

Year	Team	League	Regular Season											Playoffs				
			GP	G	A	Pts	PIM	+/-	PP	SH	GW	S	GP	G	A	Pts	PIM	
2006-07	Farjestad U18	Sweden-U18	12	5	9	14	8	-	-	-	-	-	-	8	7	3	10	2
2007-08	Farjestad U18	Sweden-U18	24	12	26	38	16	-	-	-	-	-	-	8	4	8	12	0
	Skare BK	Sweden-3	19	2	10	12	10	-	-	-	-	-	-	-	-	-	-	-
	Farjestad	Sweden	-	-	-	-	-	-	-	-	-	-	-	3	0	0	0	0
2008-09	Farjestad U18	Sweden-U18	2	2	0	2	0	-	-	-	-	-	-	-	-	-	-	-
	Skare BK Karlstad	Sweden-3	5	5	5	10	0	-	-	-	-	-	-	-	-	-	-	-
	Farjestad	Sweden	45	5	5	10	10	-	-	-	-	-	-	6	0	0	0	0
2009-10	Sweden	WJC	6	2	0	2	0	-	-	-	-	-	-	-	-	-	-	-
	Farjestad	Sweden	42	10	10	20	10	-	-	-	-	-	-	-	-	-	-	-
	Sweden	WJC	5	1	5	6	29	-	-	-	-	-	-	-	-	-	-	-
2010-11	CAPITALS	NHL	69	13	14	27	10	2	2	1	2	102	9	2	4	6	0	
2011-12	CAPITALS	NHL	80	14	32	46	8	-5	1	0	3	90	14	1	2	3	0	
NHL/CAPITALS TOTALS			149	27	46	73	18	-3	3	1	5	192	23	3	6	9	0	





# BROOKS LAICH

LIKE

# 21

Center • Height: 6'2" • Weight: 210 • Shoots: Left  
Born: June 23, 1983 (Wawota, Saskatchewan)  
Drafted: Ottawa's sixth-round choice, 193rd overall, in the 2001 Entry Draft  
Acquired: From Ottawa with Ottawa's second-round choice in the 2005 Entry Draft and future considerations for Peter Bondra, Feb. 18, 2004

## 2011-12

Finished t-5th on the team in goals (16) and 6th in points (41) ... Played in all 82 games for the second-consecutive year ... Recorded a GWG and an assist on 4/5 vs. FLA ... Shootout-determining goal on 3/29 at BOS ... GWG on 3/11 vs. TOR; SHG ... GWG on 3/10 at BOS ... Scored GTG on 3/6 vs. CAR ... Scored WSH's lone goal on 2/18 at TB ... Tallied 2 assists on 2/4 at MTL ... Scored team's first goal on 2/1 at FLA ... Registered 2 assists on 1/13 vs. TB ... Scored a goal and an assist on Dec. 23 at NJ ... Played in his 500th career NHL game, against his original team, and scored GWG in overtime on 12/3 vs. OTT ... Scored the GWG on 11/21 vs. PHX ... Played as a defenseman on 11/12 vs. NJ ... Recorded 3 assists on 11/1 vs. ANA ... Collected an assist on 10/22 vs. DET ... Added an assist on 10/18 vs. FLA ... Led all WSH forwards in ice time for each of the first two games of the season ... Recorded his first assist of the season on 10/10 vs. TB ... Scored his first goal of the season on 10/8 vs. CAR ... Finished t-5th on the team in playoff points and 2nd in assists ... Ranked 2nd among Capitals forwards in ice time per game during the postseason (20:13) ... Recorded 1g-2a in Game 3 of the ECQF vs. BOS.

## Career

**2010-11:** Finished fourth on the team in points (48), sixth in goals (16) and third in assists (32) ... Was one of just three Capitals players to play in all 82 regular-season games ... His 207 shots were second on the team ... Extended his career-high assists streak to five games with two helpers on 4/6 ... Had seven assists in his last six games ... His first period goal on 3/15 at MTL was the 100th of his NHL career; his first career goal was also at MTL; in a 5-1 win on 11/19/2005 ... Scored in consecutive games four times, with the last coming on 3/13 vs. CHI and 3/15 at MTL ... Eight of his 16 goals were the Caps' first of the game; four were the first goal of the game ... Had three goals and five points in his first five games of the season ... Had 4 PPGs, all on the road, and 10 of his 16 goals on the road ... Recorded two multiple-point games during the playoffs (4/23 vs. NYR, 2a; 5/1 vs. TB, 1g-1a) ... Ranked second on the team during the playoffs in points (7) ... Led the Caps in the playoffs in assists (6). **2009-10:** Played in 78 games and established career highs in points (59), goals (25), assists (34), PPGs (12) and plus/minus (+16) ... Ranked second on the team in PPGs and fifth on the team in points, goals and assists ... His PPG total ranked tied for 13th in the NHL ... Had 19 points in his last 19 games (8g-11a) ... Ranked fifth on the team with 21 power-play points (12g-9a) ... Tied for second on the team with eight goals in the final 10 minutes and overtime ... Matched career-high with four GWGs ... Led the Caps with two overtime goals (10/24 vs. NYI and 4/5 vs. BOS) ... Team was 15-2-2 when he scored a goal and 30-7-7 when he recorded a point ... Second among Caps forwards with 21.4 shifts per game ... Set a new career high and finished tied for third on the team with 222 shots ... Second among Caps forwards in total shorthanded TOI (164:09) ... Began the season with a career best four-game assist streak (10/1—10/8, 3g-4a) ... Matched his career-high with three assists 10/29 at ATL ... Scored his seventh career SHG 1/17 vs. PHI ... Had his first career hat trick 2/10 at MTL ... Registered a career long six-game point streak (3/10—3/20, 4g-4a) ... Set a new career mark with goals (4g) in three straight games (3/16—3/20) ... Had two goals and an assist in seven playoff games ... Recorded a multiple-point game 4/19 at MTL (1g-1a) ... Scored the Caps' last goal of the season in Game 7 (4/28). **2008-09:** Established career highs at the time in goals (23), assists (30), points (53) and PPGs (9) ... Ranked fourth on the team in goals and PPGs and fifth in points and assists ... Had 23 points (8g-15a) in the third period ... Had 20 points in his last 21 games (9g-11a) ... Averaged more than three minutes more ice time per game (17:16) than the previous season (14:02) ... Led Caps forwards with 21.7 shifts per game ... Ranked fifth on the team with 24 power-play points (9g-15a) ... The Capitals went 14-5-2 when Laich scored a goal and 29-7-4 when he recorded a point ... Scored the team's first goal 10 times ... Had 11 multiple-point games and two two-goal games ... Recorded 14 points (7g-7a) in the last 10 minutes and overtime of the game, including one GWG and an empty netter ... Had goals in consecutive games three times ... Posted a season-high four-game point streak (1g-3a) from 10/11—10/18 ... Posted his 100th career

point on 1/14 at PIT ... Recorded a SHG on 3/17 at FLA ... Appeared in his 300th career game 3/8 vs. PIT ... Posted a career-high three assists on 3/27 vs. TB ... Ended the regular season with four goals in his last four games ... Finished sixth on the team in playoff scoring with seven points (3g-4a) in 14 games ... Two goals came on the PP ... Had five points (2g-3a) in five games when the team faced elimination ... Scored goals in Games 6 and 7 of the ECSF vs. PIT (5/11—5/13) ... Assisted on the OT goal in Game 6 at PIT on 5/11. **2007-08:** Had 21 goals and 16 assists ... One of only four Capitals to play in every game ... Finished 3rd on the team in goals and 7th in points ... T-2nd on the team with four GWGs (10/8 at NYI; 1/1 vs. OTT; 3/14 vs. ATL and 4/1 vs. CAR) ... Led the team (among players who competed in at least 20 games) with a 17.2 shooting percentage ... Paced the team with two SHGs ... Led the team and ranked 17th among NHL forwards with 56 blocked shots ... Played his 200th career game 1/23 at TOR ... Posted the first three two-goal games of his career (2/26, 3/3 and 3/14) and seven PPGs in the last 22 games of the year ... Recorded the first four-point game of his career on 2/26 vs. MIN (2g-2a) ... Had a SHG and an assist on the OT winner 3/27 at TB ... Tied for fourth on the team with six points (1g-5a) in seven playoff games ... Shared the team lead in playoff assists ... Tied for second on the team at +2 in the playoffs ... Averaged 18:36 of ice time in the playoffs, up 4:34 from the regular season ... Had points in each of the last five games of the ECQF vs. PHI (1g-5a, 4/15—4/25), tied for the longest point streak in the NHL in the first round ... That point streak was two games longer than his career-best streak in the regular season ... Scored his first career playoff goal in Game 3 of the ECQF at PHI (4/15) ... Had two assists, a +2 rating and six shots on goal in Game 6 at PHI. **2006-07:** T-5th on the team with eight goals in 73 games ... T-2nd on the team and 10th in the NHL with three SHGs ... Four of his eight goals came during the third period ... Finished 4th on the team with 119 shots. **2005-06:** Played 104 total regular-season and playoff games for Washington and Hershey (AHL), tied with Boyd Gordon for the most in the organization ... Played in each of the 73 Capitals games after his initial recall from Hershey on 10/25 ... Ranked 11th on the team with 21 points (7g-14a) ... Ranked 2nd among Capitals rookies in scoring ... Scored his first two career NHL goals in back-to-back games (11/19—11/22) ... Was 6th on Hershey in postseason scoring with 15 points (8g-7a) in 21 games as the Bears won the Calder Cup. **2004-05:** Spent the season with Portland (AHL), where he finished 5th on the team in goals (16) and t-8th in points (26) in 68 games ... His eight PPGs and five GWGs were both tied for the team lead. **2003-04:** Recalled by OTT and made his NHL debut at NJ (2/3) ... Was dealt to the Capitals (2/18) and was assigned to Portland ... Recalled by the Capitals on 3/12 and made his debut that night vs. CHI, recording his first NHL point, an assist.

## Junior Career

**2002-03:** Led the team in goals, assists and points ... Finished the season ranked 6th in the WHL in points, t-7th in goals, t-8th in assists, t-7th in plus/minus and t-3rd in PPGs ... Played in all 15 playoff games for Seattle, recording five goals and 14 assists ... Led the team in playoff points (19) and assists ... Represented Canada in the World Junior Championship, winning a silver medal.

## International

Won a silver medal with Canada at the 2003 World Junior Championship.

## Transactions

Selected by OTT in the sixth round, 193rd overall, in the 2001 Entry Draft ... Traded to the Capitals by OTT with OTT's second-round choice in the 2005 Entry Draft (later traded to COL-Chris Durand) and future considerations for Peter Bondra, Feb. 18, 2004.

## Personal

Supports Athletes Against Autism ... Enjoys fishing and golfing ... Favorite sport other than hockey is baseball and is an avid Toronto Blue Jays fan ... If he wasn't playing hockey, would love to be in a rock band.

# 21 BROOKS LAICH



## vs. the NHL

	GP	G	A	P	PIM
ANA	7	2	5	7	2
BOS	28	10	6	16	10
BUF	28	2	7	9	10
CGY	5	0	1	1	2
CAR	44	8	9	17	28
CHI	7	3	2	5	2
COL	5	0	1	1	2
CBJ	7	2	4	6	0
DAL	6	0	3	3	0
DET	8	0	2	2	2
EDM	6	0	1	1	2
FLA	46	10	16	26	18
LA	7	2	1	3	0
MIN	6	3	3	6	4
MTL	28	5	8	13	19
NSH	8	1	2	3	6
NJ	29	7	7	14	12
NYI	27	8	7	15	2
NYR	26	4	8	12	8
OTT	26	5	9	14	11
PHI	27	7	8	15	19
PHX	6	3	3	6	2
PIT	28	7	7	14	17
SJ	8	0	0	0	2
STL	7	1	2	3	6
TB	47	9	15	24	16
TOR	28	9	9	18	6
VAN	5	0	3	3	0
WPG	47	8	13	21	29

## Playoffs vs. the NHL

	GP	G	A	P	PIM
BOS	7	1	3	4	2
MTL	7	2	1	3	4
NYR	19	2	8	10	8
PHI	7	1	5	6	4
PIT	7	2	2	4	8
TB	4	1	2	3	0

## CAREER HIGHLIGHTS

<b>First NHL Game:</b> 2/3/04 (OTT 1 at NJ 2)	<b>Most Shots in a Game:</b> 8 (3/16/10, WSH 7 at FLA 3)	<b>Longest Point Streak:</b> 6 (3/10/10-3/20/10, 4G-4A)
<b>First NHL Goal:</b> 11/19/05 (WSH 5 at MTL 1, Danis)	<b>Most PIM in a Game:</b> 7 (3/23/12, WSH 3 vs. WPG 4 OT)	<b>Penalty Shots:</b> None
<b>First NHL Assist:</b> 3/12/04 (WSH 3 vs CHI 4)	<b>Most Ice Time in a Game:</b> 27:57 (1/22/12, WSH 3 at PIT 4 OT)	<b>Shootouts:</b> 4/16
<b>Most Goals in a Game:</b> 3 (2/10/10, WSH 5 at MTL 6 OT)	<b>Multiple-Point Games:</b> 47 (last: 4/5/12, WSH 4 vs. FLA 2, 1G-1A)	<b>PLAYOFF CAREER HIGHLIGHTS</b>
<b>Most Assists in a Game:</b> 3 (3 times, last: 11/1/11, WSH 5 vs. ANA 4 OT)	<b>Longest Goal Streak:</b> 3 (3/12/10-3/16/10, 4G)	<b>Most Goals in a Game:</b> 1 (9 times, last: 5/7/12, WSH 2 at NYR 3 OT)
<b>Most Points in a Game:</b> 4 (2/26/08, WSH 4 vs MIN 1, 2G-2A)	<b>Longest Assist Streak:</b> 5 (3/29/11-4/9/11, 7A)	<b>Most Assists in a Game:</b> 2 (3 times, last: 4/16/12, WSH 3 vs. BOS 4)
		<b>Most Points in a Game:</b> 3 (4/16/12, WSH 3 vs. BOS 4, 1G-2A)

## CAREER STATISTICS

Year	Team	League	Regular Season											Playoffs				
			GP	G	A	Pts	PIM	+/-	PP	SH	GW	S	GP	G	A	Pts	PIM	
2000-01	Moose Jaw	WHL	71	9	21	30	28	-	-	-	-	-	4	0	0	0	5	
2001-02	Moose Jaw	WHL	28	6	14	20	12	-	-	-	-	-	-	-	-	-	-	
	Seattle	WHL	47	22	36	58	42	-	-	-	-	-	11	5	3	8	11	
2002-03	Seattle	WHL	60	41	53	94	65	-	-	-	-	-	15	5	14	19	24	
	Canada	WJC	6	2	4	6	0	-	-	-	-	-	-	-	-	-	-	
2003-04	Ottawa	NHL	1	0	0	0	2	0	0	0	0	1	-	-	-	-	-	
	CAPITALS	NHL	4	0	1	1	0	-1	0	0	0	2	-	-	-	-	-	
	Binghamton	AHL	44	15	18	33	16	-	-	-	-	-	-	-	-	-	-	
	Portland	AHL	22	1	3	4	12	-	-	-	-	-	6	0	0	0	0	
2004-05	Portland	AHL	68	16	10	26	33	-	-	-	-	-	-	-	-	-	-	
2005-06	CAPITALS	NHL	73	7	14	21	26	-9	1	0	1	118	-	-	-	-	-	
	Hershey	AHL	10	7	6	13	8	-	-	-	-	-	21	8	7	15	29	
2006-07	CAPITALS	NHL	73	8	10	18	29	-2	2	3	0	119	-	-	-	-	-	
2007-08	CAPITALS	NHL	82	21	16	37	35	-3	8	2	4	122	7	1	5	6	4	
2008-09	CAPITALS	NHL	82	23	30	53	31	-1	9	1	3	185	14	3	4	7	10	
2009-10	CAPITALS	NHL	78	25	34	59	34	16	12	1	4	222	7	2	1	3	4	
2010-11	CAPITALS	NHL	82	16	32	48	46	14	4	1	3	207	9	1	6	7	2	
2011-12	CAPITALS	NHL	82	16	25	41	34	-8	5	1	5	191	14	2	5	7	6	
<b>CAPITALS TOTALS</b>			<b>556</b>	<b>116</b>	<b>162</b>	<b>278</b>	<b>235</b>	<b>6</b>	<b>41</b>	<b>9</b>	<b>20</b>	<b>1,166</b>	<b>51</b>	<b>9</b>	<b>21</b>	<b>30</b>	<b>26</b>	
<b>NHL TOTALS</b>			<b>557</b>	<b>116</b>	<b>162</b>	<b>278</b>	<b>237</b>	<b>6</b>	<b>41</b>	<b>9</b>	<b>20</b>	<b>1,167</b>	<b>51</b>	<b>9</b>	<b>21</b>	<b>30</b>	<b>26</b>	





# MICHAL NEUVIRTH

NOY-vihrt

# 30

Goaltender • Height: 6'1" • Weight: 209 • Catches: Left  
Born: March 23, 1988 (Usti nad Labem, Czech Republic)  
Drafted: Capitals' second-round choice, 34th overall, in the 2006 Entry Draft

Currently ranks 3rd in wins (51) all-time in Capitals history among goalies originally drafted by the team (Kolzig, 301; Carey, 70)

## 2011-12

Made 39 saves for a win on 3/31 vs. MTL ... Picked up the win in relief on 3/29 at BOS ... Recorded 1st career assist on 3/18 at CHI ... Played his 100th career NHL game on 3/11, a shutout win against TOR ... Won his 3rd-straight game on 2/28 vs. NYI ... Stopped 28 shots for the win on 2/25 at TOR ... Had 30 saves for the win on 2/24 vs. MTL ... Stopped all 14 shots he faced in relief of Tomas Vokoun on 2/22 at OTT ... Recorded his 2nd shutout and 6th win of the season with 31-save effort on 1/18 at MTL ... Recorded his 1st shutout of the season and the 5th of his career making 26 saves on 12/15 at WPG ... Made his 1st start since 10/8 and earned the win on 11/4 at CAR (both wins against CAR) ... Missed 5 games (10/13-10/22) due to injury ... Won his 1st game of the season, stopping 28 of 31 shots on 10/8 vs. CAR .

## Career

**2010-11:** Finished third amongst rookie goaltenders in wins (27) and GAA (2.45) ... Had a 33-save shutout (fourth of the season and his career) on 3/18 at NJ tying a Capitals record for shutouts in a season by a rookie (Jim Carey, 1994-95) ... Named NHL Rookie of the Month in October ... Allowed four goals or fewer in 47 of his 48 contests ... Set a Capitals franchise record for wins by a rookie goaltender with 21st victory on 3/3 vs. STL ... Became the last goaltender in the NHL to allow more than four goals in a game when he allowed six on 2/25 in his 36th game ... Stopped all 39 shots at PIT on 2/21 for his third shutout of the season (and his career) ... Blanked PIT on 2/6 for his second shutout of the season ... The first Capitals goalie to post 10 wins in the team's first 16 games ... Tied Olie Kolzig's club record for longest home winning streak (10) before taking the loss 10/19 vs. BOS ... The youngest Capitals goaltender to start a season opener since Jim Carey in 1996-97 ... Finished fifth in the postseason (minimum 300 minutes) in goals-against average (2.34) ... Led rookie goaltenders in the playoffs (minimum 300 minutes) in wins (4), games played (9), shots against (261) and minutes (590); ranked second in goals-against average (2.34) and save percentage (.912). **2009-10:** Split time between Washington and the Hershey Bears (AHL) ... Played in 17 games for the Capitals ... Had a 9-4-0 record with a .914 save percentage and 2.75 GAA ... Was 7-1-0 with a 1.75 GAA and a .945 save percentage at Verizon Center ... Made his first start of the season 11/20 vs. MTL ... Recorded career-best three-game winning streak twice (12/19—12/26 and 1/27—2/5) ... Registered 38 saves 1/9 vs. ATL for his highest single-game save percentage (.974) ... Faced a career-high 45 shots and made a career-high 43 saves in a 5-2 win vs. ATL (2/5) ... Recorded two wins against ATL to improve to 3-0-0 lifetime against the Thrashers, his best record against any NHL opponent ... Had four wins during the franchise-best 14-game winning streak (1/13 – 2/7) ... Went 15-6-0 in 22 games with Hershey with a .919 save percentage and 2.24 GAA ... Made 42 saves in a shutout victory vs. Wilkes-Barre/Scranton (11/29) ... Had wins in five consecutive starts with Hershey (11/4—11/14) ... Went 14-4 in leading Hershey to a second consecutive Calder Cup ... The first No. 1 goaltender in the AHL to win back-to-back Calder Cups since Pete Peeters for the Maine Mariners in 1978 and '79 ... Had the league's third-best GAA (2.07) and fifth-best save percentage (.920) in the playoffs ... Won his first eight and last four playoff games ... Went 6-1 in playoff overtime games ... Faced 30-plus shots six times and was 5-1 in those games ... Recorded a shutout in the Cup-clinching Game 6 vs. Texas (6/14) with 22 saves. **2008-09:** Played in five games for Washington with a 2-1-0 record while spending the bulk of the season with Hershey and South CAR (ECHL) ... Named the AHL's playoff MVP (Jack A. Butterfield Trophy) after leading Hershey's run to the Calder Cup ... Made his NHL debut on 2/14 at TB and registered 31 saves in a 5-1 victory ... Only six of the 11 goals he allowed came at even strength ... Went 9-5-2 in 17 regular-season games with Hershey with a .913 save percentage and a 2.70 GAA ... Had three games of 40 or more

saves, including a 47-save shutout at Binghamton (3/27) ... Made 47 saves in shootout win at Manchester (3/22) and 40 saves in shootout win at Wilkes-Barre/Scranton (4/4) ... Played 13 games for South CAR, posting a 6-7-0-0 record, a .918 save percentage and a 2.28 GAA ... Represented the American Conference at the 2009 ECHL All-Star Game and saved 19 of 20 shots in 20 minutes ... Recorded shutouts 11/9 at Augusta (25 saves) and 11/23 vs. Mississippi (36 saves) ... Made 46 saves in a 3-2 shootout win at Gwinnett (11/15) ... Played all 22 playoff games for Hershey, posting a 16-6 record, 1.92 GAA, .932 save percentage and four shutouts ... Led all AHL goalies in playoff wins and shutouts and had the best GAA and save percentage of any goalie who played more than one series ... Allowed two goals or fewer in 15 of 22 playoff games, including the last five games of the finals ... Won each of his first six playoff starts (4/16—5/3) ... Posted back-to-back shutouts in Games 6 and 7 against Wilkes-Barre/Scranton (5/10 and 5/12), the first goalie in AHL history to record shutouts in Games 6 and 7 of a playoff series ... Had a 28-save shutout of Manitoba in Game 3 of the finals (6/6).

## Junior Career

**2007-08:** Played 33 games with three teams in the OHL ... Finished a combined 17-7-5-3 and was ninth in the league with a .911 save percentage ... Enjoyed a seven-game winning streak from 10/27—11/25, including three wins with Plymouth and wins in his first four games after being traded to Windsor ... Won back-to-back games after he was acquired by Oshawa (1/10—1/11) ... Had four outings with 50-plus saves for Oshawa: two overtime losses and two shootout losses ... Stopped a season-high 55 shots in a 5-4 shootout loss to Kingston on 3/7 ... Played nine playoff games for Oshawa and posted a 7-2-0 record before suffering a season-ending injury ... Won his first five playoff starts, leading the Generals to a first-round sweep of OTT ... Made 46 saves in a 2-1 win at OTT on 3/25 ... Posted a .932 save percentage (fifth in the OHL) and a 2.49 GAA (sixth) for the playoffs ... Represented the Czech Republic in the World Junior Championship. **2006-07:** Appeared in 41 regular-season games for Plymouth, going 26-8-2-2 with a 2.32 GAA and .932 save percentage ... Led the Whalers to the OHL Championship and a spot in the Memorial Cup semifinals ... Named Whalers' Rookie of the Year ... Named the OHL's second-team All-Star goaltender ... Runner-up for OHL Goaltender of the Year Award ... Won the F.W. "Dinty" Moore Trophy as the first-year goaltender with the best GAA ... Won the Dave Pinkney Trophy with Jeremy Smith for the best team GAA ... Led the OHL in regular-season GAA (2.32) and save percentage (.932) ... Named OHL Player of the Week for recording a 1.00 GAA and .970 save percentage in two wins (4/22) ... Set the second-longest shutout streak in franchise history at 164:18 (12/28—1/6) ... Appeared in 23 postseason games, going 16-5-2 with a 2.54 GAA and .927 save percentage.

## International

**2008:** Posted a 2-2-0 record at the World Junior Championship for the Czech Republic ... His .910 save percentage ranked fourth in the tournament ... Ranked fifth with a 2.50 GAA ... Named the player of the game in the Czechs' loss to Canada. **2006:** Won a bronze medal playing for the Czech Republic at the World Under-18 Hockey Championship in Sweden, recording a 3-1-2 record with a 2.44 GAA and .927 save percentage ... Twice named player of the game and recorded one shutout.

## Transactions

Selected by Washington in the second round, 34th overall, in the 2006 Entry Draft.

## Personal

Admires Dominik Hasek ... Played soccer and tennis growing up ... If he wasn't playing hockey, would want to coach ... Enjoys playing tennis, golf and video games and spending time with his dog ... Favorite hockey memory is winning back-to-back Calder Cups with Hershey.

# 30 MICHAL NEUVIRTH



## vs. the NHL

	GP	Min	SO	W	L	OT	GAA	Sv%
ANA	2	100	0	2	0	0	2.40	.907
BOS	5	169	0	1	2	0	3.55	.841
BUF	5	231	0	3	1	0	3.37	.895
CGY	1	60	0	1	0	0	2.00	.931
CAR	6	360	1	3	1	1	2.66	.913
CHI	1	60	0	0	1	0	4.02	.857
COL	2	118	0	0	2	0	2.55	.907
CBJ	1	62	0	1	0	0	2.89	.870
DAL	2	119	0	0	2	0	3.54	.877
DET	1	59	0	0	1	0	3.05	.914
EDM	1	60	0	1	0	0	2.00	.929
FLA	9	456	0	2	3	1	2.90	.910
LA	2	79	0	0	1	0	2.27	.889
MIN	1	59	0	0	1	0	2.05	.882
MTL	6	329	1	4	1	0	1.82	.939
NSH	2	122	0	2	0	0	1.48	.950
NJ	7	429	1	4	1	2	1.96	.930
NYI	6	327	0	5	0	0	1.83	.933
NYR	4	239	0	1	3	0	4.52	.846
OTT	5	271	0	4	0	0	1.55	.945
PHI	5	229	0	1	1	1	2.88	.901
PHX	2	119	0	1	1	0	2.52	.896
PIT	4	247	2	2	0	2	1.46	.948
SJ	3	178	0	0	3	0	3.37	.897
OTT	1	60	0	1	0	0	2.00	.926
TB	5	219	0	2	1	0	3.28	.901
TOR	8	409	1	4	1	1	3.08	.881
VAN	1	40	0	0	1	0	6.00	.846
WPG	10	592	1	6	2	1	2.74	.918

## Playoffs vs. the NHL

	GP	Min	SO	W	L	GAA	Sv%
NYR	5	349	1	4	1	1.38	.946
TB	4	241	0	0	4	2.34	.912

## CAREER HIGHLIGHTS

**First NHL Game/Win:**  
2/14/09 (WSH 5 at TB 1)

**First NHL Shutout:**  
10/27/10 (WSH 3 at CAR 0, 29 saves)

**Most Shots Faced in a Game:**  
45 (2/5/10, WSH 5 vs ATL 2)

**Most Saves in a Game:**  
43 (2/5/10, WSH 5 vs ATL 2)

**Longest Win Streak:**  
5 (3/18/11-4/5/11)

**Longest Losing Streak:**  
5 (11/20/10-12/18/10)

**Longest Winless Streak:**  
6 (11/19/10-12/18/10)

**Penalty Shots:**  
5 attempts, 4 GA

**Shootouts:**  
6-5 record, 13 GA on 38 attempts

## PLAYOFF CAREER HIGHLIGHTS

**Most Shots Faced in a Game:**  
39 (4/20/11, WSH 4 at NYR 3 2OT)

**Most Saves in a Game:**  
36 (4/20/11, WSH 4 at NYR 3 2OT)

## CAREER STATISTICS

CAREER STATISTICS			Regular Season										Playoffs				
Year	Team	League	GP	W	L	OT	MIN	GA	SO	GAA	SA	SPCT	GP	W	L	Min	GAA
2003-04	Sparta U17	Cze-U17	55	-	-	-	3137	96	5	1.84	-	-	3	-	-	180	4.33
2004-05	Sparta U17	Cze-U17	20	-	-	-	1178	49	3	2.50	-	-	8	-	-	482	2.12
	Sparta Jr.	Cze-Jr.	10	-	-	-	501	20	1	2.40	-	-	-	-	-	-	-
2005-06	Sparta Jr.	Cze-Jr.	42	-	-	-	2516	82	5	1.96	-	-	3	-	-	179	3.02
2006-07	Plymouth	OHL	41	26	8	4	2223	86	4	2.32	-	-	18	14	4	1080	2.44
2007-08	Plymouth	OHL	10	5	4	1	600	26	0	2.60	-	-	-	-	-	-	-
	Windsor	OHL	8	6	1	1	482	17	0	2.12	-	-	-	-	-	-	-
	Oshawa	OHL	15	6	2	6	844	57	0	4.05	-	-	9	7	2	507	2.49
	Czech Rep.	WJC	4	2	2	0	240	10	0	2.50	-	-	-	-	-	-	-
2008-09	<b>CAPITALS</b>	<b>NHL</b>	<b>5</b>	<b>2</b>	<b>1</b>	<b>0</b>	<b>220</b>	<b>11</b>	<b>0</b>	<b>3.00</b>	<b>91</b>	<b>.892</b>	-	-	-	-	-
	Hershey	AHL	17	9	5	2	1001	45	1	2.70	-	-	22	16	6	1346	1.92
	S. Carolina	ECHL	13	6	7	0	762	29	2	2.28	-	-	-	-	-	-	-
2009-10	<b>CAPITALS</b>	<b>NHL</b>	<b>17</b>	<b>9</b>	<b>4</b>	<b>0</b>	<b>872</b>	<b>40</b>	<b>0</b>	<b>2.75</b>	<b>464</b>	<b>.914</b>	-	-	-	-	-
	Hershey	AHL	22	17	3	1	1231	52	1	2.24	521	.919	18	14	4	1188	2.07
2010-11	<b>CAPITALS</b>	<b>NHL</b>	<b>48</b>	<b>27</b>	<b>12</b>	<b>4</b>	<b>2689</b>	<b>110</b>	<b>4</b>	<b>2.45</b>	<b>1283</b>	<b>.914</b>	<b>9</b>	<b>4</b>	<b>5</b>	<b>590</b>	<b>2.34</b>
2011-12	<b>CAPITALS</b>	<b>NHL</b>	<b>38</b>	<b>13</b>	<b>13</b>	<b>5</b>	<b>2020</b>	<b>95</b>	<b>3</b>	<b>2.82</b>	<b>976</b>	<b>.903</b>	-	-	-	-	-
<b>NHL/CAPITALS TOTALS</b>			<b>108</b>	<b>51</b>	<b>30</b>	<b>9</b>	<b>5802</b>	<b>256</b>	<b>7</b>	<b>2.65</b>	<b>2825</b>	<b>.909</b>	<b>9</b>	<b>4</b>	<b>5</b>	<b>590</b>	<b>2.34</b>

OHL Second All-Star Team (2007) • Jack A. Butterfield Trophy (Playoff MVP – AHL) (2009)







# DMITRY ORLOV

# 81

Defense • Height: 6'0" • Weight: 210 • Shoots: Left

Born: July 23, 1991 (Novokuznetsk, Russia)

Drafted: Capitals' second-round choice, 55th overall, in the 2009 Entry Draft

## 2011-12

Finished rookie campaign ranked 4th among first-year defensemen in points ... Scored 1st-career road goal on 3/13 at NYI...Recorded 2 assists on 3/10 at BOS; recorded 1st multi-point game of his NHL career ... Collected a 3-game point streak (0g-4a) from 3/6-10 ... Tallied an assist on GWG on 3/8 vs. TB ... Assisted on GWG on 2/25 at TOR ... Assisted on GWG on 2/17 at FLA ... Scored a goal with 0.9 seconds remaining in the 2nd period on 2/13 vs. SJ ... Skated 23:54 on Feb. 9 vs. WPG ... Assisted on GWG on 1/18 at MTL ... Scored his 1st-career NHL goal, the GWG, on 1/15 vs. CAR ... Collected an assist on 12/31 at CBJ ... Skated 19:32 on 12/15 at WPG ... Recorded his 3rd assist of the season on 12/5 at FLA ... Recorded an assist on 11/25 vs. NYR for his 1st point streak (2 games) ... Collected his 1st NHL point, an assist, on 11/23 vs. WPG ... Made his NHL debut and registered 11:56 time on ice on 11/21 vs. PHX ... Recalled to WSH on 11/20 ... In 15 games with Hershey (AHL), recorded 9 points (4g-5a).

## Career

**2010-11:** Set KHL career highs in games played (45) and assists (10) ... Made his North American debut with Hershey of the AHL, appearing in 19 games and recording two goals and seven assists ... Added one assist in six postseason games with Hershey.  
**2009-10:** 2nd among defensemen on his KHL team in goals (4) ... Recorded 13 points in seven games in the Russian Junior League ... Led his Russian Junior team defensemen in goals (7) despite playing in just seven games.

## International

Has represented Russia in the World Hockey Challenge (2008) and World Junior Championships (2008, 2009, 2010 and 2011) ... Won a silver medal with Russia during the 2008 U-18 World Junior Championship ... Tied for the lead among defensemen in scoring at the 2008 U-17 World Hockey Championship collecting nine points (2g-7a) in five games ... Helped Russia earn a silver medal and was named one of his team's top three players during the 2009 World Junior Championship ... Finished 2nd among Russian defensemen in points at the 2009 World Championship (4) ... T-4th on the team and t-1st among defensemen in points (4) during the 2010 World Junior Championship ... Led Russia to a gold medal as an assistant captain while collecting the most assists by a tournament defenseman and earning a spot on the tournament all-star team during the 2011 World Junior Championships.

## Transactions

Selected by Washington in the second round, 55th overall, in the 2009 NHL Entry Draft.

## Personal

Lists playing tennis and vacationing on the beach as his favorite off-season activities ... Favorite sports other than hockey are rugby, tennis and soccer ... Favorite athlete is Lionel Messi (Barcelona) ... Favorite food is Borscht ... Lists his favorite hockey memory as winning the gold medal during the 2011 World Junior Championships.



81

## DMITRY ORLOV



## vs. the NHL

	GP	G	A	P	PIM
BOS	4	0	2	2	0
BUF	4	0	0	0	0
CGY	1	0	0	0	0
CAR	3	1	1	2	12
CHI	1	0	1	1	0
COL	1	0	1	1	0
CBJ	1	0	1	1	2
FLA	5	0	3	3	2
LA	1	0	0	0	0
MIN	1	0	0	0	0
MTL	4	0	2	2	0
NSH	1	0	0	0	0
NJ	2	0	0	0	0
NYI	3	1	0	1	0
NYR	4	0	1	1	0
OTT	3	0	1	1	0
PHI	2	0	0	0	0
PHX	1	0	0	0	0
PIT	3	0	0	0	0
SJ	2	1	0	1	0
STL	1	0	0	0	0
TB	5	0	1	1	2
TOR	3	0	1	1	0
WPG	4	0	1	1	0

## CAREER HIGHLIGHTS

## First NHL Game:

11/21/11 (WSH 4 vs. PHX 3)

## First NHL Goal:

1/15/12 (WSH 2 vs. CAR 1, Ward - GWG)

## First NHL Assist:

11/23/11 (WSH 4 vs. WPG 3 OT)

## Most Goals in a Game:

1 (3 times, last: 3/13/12, WSH 5 at NYI 4 SO)

## Most Assists in a Game:

2 (3/10/12, WSH 4 at BOS 3)

## Most Points in a Game:

2 (3/10/12, WSH 4 at BOS 3, 2A)

## Most Shots in a Game:

6 (2/9/12, WSH 2 vs. WPG 3 SO)

## Most PIM in a Game:

12 (3/6/12, WSH 3 vs. CAR 4 OT)

## Most Ice Time in a Game:

24:31 (3/8/12, WSH 3 vs. TB 2 OT)

## Multiple-Point Games:

1 (3/10/12, WSH 4 at BOS 3, 2A)

## Longest Goal Streak:

1 (3 times, last: 3/13/12, WSH 5 at NYI 4 SO)

## Longest Assist Streak:

3 (3/6/12-3/10/12, 4A)

## Longest Point Streak:

3 (3/6/12-3/10/12, 4A)

## Penalty Shots: None

## Shootouts: 0/1

## CAREER STATISTICS

Year	Team	League	Regular Season											Playoffs					
			GP	G	A	Pts	PIM	+/-	PP	SH	GW	S	GP	G	A	Pts	PIM		
2007-08	Novokuznetsk	Russia	6	0	0	0	0	-	-	-	-	-	-	-	-	-	-	-	-
2008-09	Novokuznetsk	KHL	16	1	0	1	4	-	-	-	-	-	-	-	-	-	-	-	-
2009-10	Novokuznetsk	KHL	41	4	3	7	49	-	-	-	-	-	-	-	-	-	-	-	-
	Novo. Jr.	Russia-Jr.	7	7	6	13	6	-	-	-	-	-	17	9	10	19	26	-	-
	Russia	WJC	6	0	4	4	4	-	-	-	-	-	-	-	-	-	-	-	-
2010-11	Novokuznetsk	KHL	45	2	10	12	43	-	-	-	-	-	-	-	-	-	-	-	-
	Novo. Jr.	Russia-Jr.	1	0	0	0	0	-	-	-	-	-	-	-	-	-	-	-	-
	Hershey	AHL	19	2	7	9	12	-	-	-	-	-	6	0	1	1	4	-	-
	Russia	WJC	7	1	8	9	6	-	-	-	-	-	-	-	-	-	-	-	-
2011-12	CAPITALS	NHL	60	3	16	19	18	1	0	0	1	51	-	-	-	-	-	-	-
	Hershey	AHL	15	4	5	9	12	-	-	-	-	-	-	-	-	-	-	-	-
<b>NHL/CAPITALS TOTALS</b>			<b>60</b>	<b>3</b>	<b>16</b>	<b>19</b>	<b>18</b>	<b>1</b>	<b>0</b>	<b>0</b>	<b>1</b>	<b>51</b>	-	-	-	-	-	-	-

World Junior Championship All-Star Team (2011)



# ALEX OVECHKIN

Left Wing • Height: 6'3" • Weight: 230 • Shoots: Right

Born: September 17, 1985 (Moscow, Russia)

Drafted: Capitals' first-round choice, first overall, in the 2004 Entry Draft

# 8

The first player in league history to be named to the NHL First All-Star Team in each of his first five seasons in the league ... Won three straight NHLPA MVP awards from 2008-2010, joining Wayne Gretzky and Guy Lafleur as the only players to do so ... In 2009 became the first player in more than a decade to win consecutive Hart Trophies (Dominik Hasek, 1997 and '98) and the first non-goaltender to do it since Wayne Gretzky won eight in a row (1980-87) ... The third-youngest player to win consecutive Hart Trophies, trailing only Gretzky and Bobby Orr ... Has been named to five NHL All-Star Games ... Only six players scored more goals in their first seven seasons than Ovechkin (339); there are only 11 players with more points in their first seven seasons ... The only active player with four 50-goal seasons and just the fourth all-time to post four in his first five seasons (Bossy, Gretzky, Lemieux) ... Has four 100-point seasons, two more than the Capitals had in their first 30 seasons ... One of six players to record 100 points four times in his first five seasons (Gretzky, Lemieux, Hawerchuk, Stastny, Sidney Crosby) ... Joined Gretzky and Lemieux as the only players to record 200 goals and 200 assists in their first four NHL seasons ... Already ranks third in career goal scoring and in points for the Caps ... Has posted 41 more goals and 22 more points than any other NHLer since he entered the league ... Holds the Capitals record for career overtime goals (12) ... Led the NHL in shots in six straight seasons (2005-2011), the only player to do so since the statistic was first tracked in 1967-68 ... Has had 35 games with 10 or more shots on goal in his career, more than any other active player ... Became the 9th player in NHL history to score 30 or more goals in his first 7 seasons in the league; Also became just the 3rd player in the league to have scored 30 or more goals every season since 2005-06 ... Tied Peter Bondra for first place in all-time playoff goal scoring in Capitals history with a goal in Game 6 of the ECSF vs. NYR ... Became the first NHL player to score at least 30 goals in his first 50 Stanley Cup playoff games since Joe Sakic reached the 50-game mark with 33 goals in May 1997.

## 2011-12

Led WSH in goals and points...Led WSH, T-5th in the NHL in shots on goal (303); Finished 5th in the league in goals...Had 43 points (28g-15a) in his last 47 games...Scored his 30th goal of the season on 3/18 in CHI ...Tallied a goal :32 seconds into the game on 4/7 at NYR...Scored a goal on 4/5 vs. FLA...Was named NHL's 3rd Star of the week for week ending March 25...Tallied 1 goal and 1 assist on 3/25 vs. MIN and was 2nd Star...Scored 2 goals on 3/23 at WPG...Scored a goal 26 seconds into the game on 3/22 at PHI...Tallied 2 PPG on 3/19 at DET...Scored twice on 3/13 at NYI...Scored the overtime GWG on 3/8 vs. TB...Scored the GWG in overtime on 2/28 vs. NYI...Named to 2012 NHL All-Star Game (5th selection)...Scored 25th goal of the season on 2/24 vs. MTL...Named NHL's "2nd Star" for week ending Jan. 1 (5g-2a) and +4 in 4 games...Scored twice on 2/7 vs. FLA...Had 2 goals on 12/30 vs. BUF...Scored the GWG on 12/15 at WPG...Scored a 3rd-period goal on 12/7 at OTT...Scored 2 goals on 10/20 at PHI and was 1st Star...Scored his 1st goal of the season on 10/13 at PIT ... Led the Capitals in goals, shots and points during the postseason and was t-3rd in assists ... Tallied a goal and an assist in Game 3 of the ECQF vs. BOS ... Scored GWG in Game 2 of the ECSF at NYR.

## 2010-11

Led the team in goals (32), assists (53), points (85), shots (367) and hits (241) and tied for first on the team at +24 ... Seventh in the league in points, tied for second in overtime goals (3), eighth in the league in hits and led the NHL in shots for the sixth time ... Tied for first in the NHL with 11 GWG and had assists on 9 more GWG; had at least a point in 40 of the Caps' 48 wins ... Scored his 300th career NHL goal on 4/5 in TOR; became the sixth-youngest player to reach 300 goals (25 years, 200 days) and the seventh-quickest player to reach 300 goals in terms of games played (473) ... Had points in 18 of his last 22 games (11g, 18a) ... Recorded three or more points in nine games ... With his three

points 4/2 vs. BUF, he became one of only seven players to start their NHL careers with six straight seasons of 80 points or more ... Recorded his 600th career point 3/9 vs. EDM ... Had 1g-1a in his fourth NHL All-Star Game appearance and won the Breakaway Challenge for the third straight time ... Led the team in goals (5) and points (10) in the playoffs and was tied for second in assists (5) ... Now ranks seventh all-time in Capitals postseason points (50) and tied for second (Dale Hunter) in goals (25).

## 2009-10

Won the Ted Lindsay Award (most outstanding player by vote of his peers) ... Runner-up for the Hart Trophy (played judged most valuable to his team by the media) ... Named to the NHL First All-Star Team ... Led the NHL in points per game (1.51) and goals per game (0.69) ... Ranked tied for second in the NHL in points (109), three points off the lead, and third in goals (50), one off the lead, in 72 games ... Tied for sixth in the league in assists (59), second among wings ... Led all NHL forwards and was second behind teammate Jeff Schultz in plus/minus rating (+45), good for the second-best rating in Capitals history ... Led the league in shots (368) ... Led the league with 37 even-strength goals ... Led the team with 13 PPGs (tied for sixth in the NHL) and seven GWGs (tied for fourth) ... Had 65 points (26g-39a) and was +33 at home ... Led the league with 24 goals on the road ... His 40 goals and 80 points outside of his division were both tops in the NHL ... Named the league's Best Player for the third straight year by The Hockey News ... Won the Capitals' Three Stars Award for the fourth straight year ... Scored seven goals against PIT, his most against any team ... Had a five-point game (1g-4a) and established a career high for assists in a game 1/17 vs. TOR ... Scored his first career penalty shot goal on Ray Emery on 1/17 vs. PHI ... Posted his ninth career hat trick 2/7 vs. PIT to lead a comeback from a three-goal deficit and assisted on Mike Knuble's GWG ... Missed four games due to two separate suspensions (12/3—12/5, 3/16—3/18), six due to injury and most of three after being assessed game misconducts ... Led the team in scoring (10 points) and was tied for the lead in goals (five) in seven playoff games ... Finished tied for fourth in the league in each category through the first round ... Had a playoff-career-high four points (1g-3a) and was +3 in Game 2 vs. MTL (4/17) ... Scored goals in four straight games from 4/17—4/23 (5g) ... Had three points (2g-1a) in Game 4 at MTL (4/21).

## 2008-09

Repeat winner of the Hart Trophy (player most valuable to his team), the Lester B. Pearson Award (most outstanding player by vote of his peers) and the Maurice "Rocket" Richard Trophy (most goals) ... Earned 115 of 133 first-place Hart Trophy votes ... Led the NHL in points per game (1.39) and finished second in points (110) ... Led the NHL in goals (56), even-strength goals (36), home goals (34), outside-the-division goals (40) and empty-net goals (5) ... Set a Capitals record with 34 goals at home, improving on his mark of 32 from 2007-08 ... Second in the NHL in division goals (16) and tied for second in PPGs (19) and first goals of the game (9) ... Had 10 more goals than any other player; he was the only player with 50 or more goals ... Tied for third in the NHL in GWGs (10) and overtime goals (3) and was tied for fourth in road goals (22) ... Led the league with 46 power-play points, 59 points at home and 42 division points; second with 51 points on the road ... Took 528 shots, becoming only the second player in NHL history to take more than 500 shots in a single season (Esposito) ... Led the team and ranked ninth in the NHL with 243 hits ... Had the most assists of any non-center in the league ... Almost half of his goals (26 of 56) came in the third period or OT; led the NHL in third-period goals (24) and points (45) ... NHL's First Star of the Week on 12/29 and Second Star of the Week on 11/17 ... Named the Sporting News' Player of the Year and its All-NHL team by a vote of league coaches and executives ... Named the D.C. Sportsman of the Year by the Greater Washington Sports Alliance for the second year in a row ... Won the Kharlamov Trophy for the fourth year in a row as the top Russian player in the NHL ... Named the

8

## ALEX OVECHKIN



## vs. the NHL

	GP	G	A	P	PIM
ANA	7	6	8	14	8
BOS	27	12	17	29	22
BUF	27	17	12	29	53
CGY	6	6	6	12	0
CAR	47	21	38	59	35
CHI	6	4	1	5	19
COL	6	1	2	3	0
CBJ	8	6	1	7	12
DAL	6	3	1	4	6
DET	8	7	5	12	0
EDM	6	5	3	8	0
FLA	43	24	27	51	12
LA	7	2	4	6	4
MIN	5	3	2	5	2
MTL	27	14	14	28	20
NSH	7	5	4	9	6
NJ	26	10	20	30	6
NYI	26	19	11	30	20
NYR	28	15	14	29	17
OTT	26	18	16	34	22
PHI	26	23	15	38	8
PHX	6	3	4	7	2
PIT	28	20	16	36	18
SJ	9	4	2	6	8
STL	7	2	7	9	0
TB	47	28	34	62	20
TOR	27	23	19	42	18
VAN	6	4	2	6	4
WPG	48	34	35	69	30

## Playoffs vs. the NHL

	GP	G	A	P	PIM
BOS	7	2	3	5	4
MTL	7	5	5	10	0
NYR	19	9	8	17	12
PHI	7	4	5	9	0
PIT	7	8	6	14	6
TB	4	2	2	4	4

## CAREER HIGHLIGHTS

## First NHL Game:

10/5/05 (WSH 3 vs CBJ 2)

## First NHL Goal:

10/5/05 (WSH 3 vs CBJ 2, Leclaire)

## First NHL Assist:

10/7/05 (WSH 3 vs ATL 7)

## Most Goals in a Game:

4 (2 times, last: 1/31/08, WSH 5 vs MTL 4)

## Most Assists in a Game:

4 (1/15/10, WSH 6 vs TOR 1)

## Most Points in a Game:

5 (4 times, last: 1/15/10, WSH 6 vs TOR 1, 1G-4A)

## Most Shots in a Game:

15 (10/7/06, WSH 5 vs CAR 2)

## Most PIM in a Game:

20 (12/2/06, WSH 7 vs BUF 4)

## Most Ice Time in a Game:

30:09 (11/28/07, WSH 1 vs FLA 2)

## Hat Tricks:

10 (last: 1/22/11, WSH 4 at TOR 1, 3G)

## Multiple-Point Games: 196

## Multiple-Goal Games: 70

## Longest Goal Streak:

7 (2/10/06-3/8/06, 8G)

## Longest Assist Streak:

7 (2 times, last: 11/10/08-11/22/08, 10A)

## Longest Point Streak:

13 (1/1/07-2/1/07, 8G-12A)

## Penalty Shots: 2/7

## Shootouts: 20/65

## PLAYOFF CAREER HIGHLIGHTS

## Most Goals in a Game:

3 (5/4/09, WSH 4 vs PIT 3)

## Most Assists in a Game:

3 (2 times, last: 4/17/10, WSH 6 vs MTL 5 OT)

## Most Points in a Game:

4 (4/17/10, WSH 6 vs MTL 5 OT, 1G-3A)

## CAREER STATISTICS

Year	Team	League	Regular Season											Playoffs				
			GP	G	A	Pts	PIM	+/-	PP	SH	GW	S	GP	G	A	Pts	PIM	
2005-06	CAPITALS	NHL	81	52	54	106	52	2	21	3	5	*425	-	-	-	-	-	
	Russia	Olympics	8	5	0	5	8	-	-	-	-	-	-	-	-	-	-	
	Russia	WC	7	6	3	9	6	-	-	-	-	-	-	-	-	-	-	
2006-07	CAPITALS	NHL	82	46	46	92	52	-19	16	0	8	*392	-	-	-	-	-	
	Russia	WC	8	1	2	3	29	-	-	-	-	-	-	-	-	-	-	
2007-08	CAPITALS	NHL	82	*65	47	*112	40	28	22	0	11	*446	7	4	5	9	0	
	Russia	WC	9	6	6	12	8	-	-	-	-	-	-	-	-	-	-	
2008-09	CAPITALS	NHL	79	*56	54	110	72	8	19	1	10	*528	14	11	10	21	8	
2009-10	CAPITALS	NHL	72	50	59	109	89	45	13	0	7	*368	7	5	5	10	0	
	Russia	Olympics	4	2	2	4	2	-	-	-	-	-	-	-	-	-	-	
	Russia	WC	9	5	1	6	4	-	-	-	-	-	-	-	-	-	-	
2010-11	CAPITALS	NHL	79	32	53	85	41	24	7	0	*11	*367	9	5	5	10	10	
	Russia	WC	5	0	0	0	4	-	-	-	-	-	-	-	-	-	-	
2011-12	CAPITALS	NHL	78	38	27	65	26	-8	13	0	3	303	14	5	4	9	8	
	Russia	WC	3	2	2	4	2	-	-	-	-	-	-	-	-	-	-	
NHL/CAPITALS TOTALS			553	339	340	679	372	80	111	4	55	2829	51	30	29	59	26	

\* League leader

Olympic Tournament All-Star Team (2006) • NHL All-Rookie Team (2006) • NHL First All-Star Team (2006, 2007, 2008, 2009, 2010) • NHL Second All-Star Team (2011) • Calder Memorial Trophy (2006) • World Championship All-Star Team (2006, 2008) • NHL All-Star Game (2007, 2008, 2009, 2011, 2012) • Hart Trophy (2008, 2009) • Lester B. Pearson Award (2008, 2009) • Ted Lindsay Award (2010) • Art Ross Trophy (2008) • Maurice "Rocket" Richard Trophy (2008, 2009)



# ALEX OVECHKIN

MVP and Best Player for the second straight year by The Hockey News ... USA Today's Clutch Scorer for the third time; voted MVP by a panel of reporters assembled by the paper ... Was nominated for two ESPYs (Best NHL Player, Best Play) ... Named to his third straight NHL All-Star Game; won the Breakaway Challenge and had a goal and two assists in the 2009 NHL All-Star Game ... Won the Capitals' Three Stars Award for the fourth straight year ... He and teammate Mike Green (31 goals) led the league for the second straight year in goal scoring overall and by a defenseman ... Ranked second on the team and first among NHL forwards with 23:00 of ice time per game ... Team was 31-5-4 when he scored a goal and 42-13-6 when he tallied a point ... Had three streaks of 10 consecutive games with a point (11/10—11/28, 11g-11a; 1/27—2/18, 11g-5a; 2/22—3/14, 7g-7a) ... Second in the NHL with three hat tricks (11/26 vs. ATL, 2/1 vs. OTT and 2/15 at FLA) ... Had a hat trick and four points (3g-1a) 11/26 vs. ATL ... Scored the GWG with 11 seconds left in overtime on 12/16 at NYI ... Had his second and third hat trick in February: 2/1 vs. OTT (3g) and 2/15 at FLA (3g) ... Recorded his 200th career goal 2/5 vs. LA ... Appeared in his 300th NHL game 2/15 at FLA ... Posted his 400th career point 3/17 at FLA ... Scored his 50th goal in a 5-2 win on 3/19 at TB ... Recorded his 200th career assist 4/7 at ATL ... Led the team in goals (11) and points (21) in 14 playoff games ... Through two rounds of the playoffs, led the NHL in points (tied), shots (90) and plus/minus (+10) ... Ranked second in goals through two rounds and finished the playoffs tied for fourth in goals ... Had six points (3g-3a) in five games when the Caps faced elimination ... Had 13 shots and two assists in Game 1 of the ECQF vs. NYR (4/15) ... Recorded his first career playoff hat trick in Game 2 of the ECSF vs. PIT (3g, 5/4), the first playoff hat trick for a Cap in 85 games, since 4/26/93 (Al Iafrafe) ... Had back-to-back three-point games vs. PIT in Games 5 (2g-1a, 5/9) and 6 (3a, 5/11).

## 2007-08

Won the Hart Trophy and the Lester B. Pearson Award ... The first Capital to win either award ... The second Russian to win either award (Sergei Fedorov, 1994) ... The first player in history to win the Hart Trophy, the Pearson Award, the Art Ross Trophy (most points) and the Maurice "Rocket" Richard Trophy all in one season ... Led the NHL in points (112), goals (65), PPGs (22) and GWGs (11), all of which were career highs ... Also led the league in shots (446), which was a career high at the time ... Named the D.C. Sportsman of the Year by the Greater Washington Sports Alliance ... His 65 goals set an NHL record for goals by a left wing, breaking Luc Robitaille's mark of 63 (1992-93), and were more than any active player has ever scored besides Teemu Selanne (76, 1992-93) ... The first player since 1996 to reach 60 goals; one of only 12 players all-time to score 65 or more goals ... Set Capitals single-season records for goals and shots; tied the Capitals record for PPGs ... Scored a higher percentage of his team's goals than any other player (27.3%) and had a hand in more of his team's goals than any other player (47.1%) ... Earned 128 of 134 first-place votes in the Hart Trophy balloting ... Finished eighth in voting for the Lady Byng Trophy as the league's most gentlemanly player ... Selected for his second straight NHL All-Star Game and became the first Capitals player to score two goals in an All-Star Game ... Won the Capitals' Three Stars Award for the third straight year ... Won the Kharlamov Trophy as the top Russian player in the NHL for the third straight year ... Selected as the MVP and best player by The Hockey News ... Named the top Clutch Scorer by USA Today and unanimous selection as MVP by the paper's panel ... Voted The Sporting News Player of the Year, earning 250 of a possible 287 votes from fellow players ... Named a Sporting News All-Star ... Was nominated for an ESPY as the Best NHL Player ... Scored more goals than the top two goal scorers on 19 of the 30 teams in the league and tied with two other teams ... He and Mike Green became the first teammates to lead the league in goal scoring overall and by a defenseman, respectively, since Hall of Famers Mario Lemieux and Paul Coffey in 1988-89 ... Shared the NHL lead with three hat tricks; had two of the league's four four-goal games all season ... Had three five-point games, a new career high ... His shot total was the second-highest in NHL history at the time ... Scored his 100th career goal 10/12 at NYR ... Registered his 1,000th career shot on goal 12/14 vs. BUF ... Skated in his 200th NHL game 12/26 vs. TB ... Posted his first career four-goal and five-point game 12/29 at OTT ... Scored his 30th goal 12/29 at OTT, joining Ilya Kovalchuk as the only players this decade to reach 30 goals before the end of December ... Signed a new 13-year contract,

the longest in Capitals history, on 1/10 ... Recorded his 300th career point 3/18 at NSH in his 237th game, the fastest to the milestone since Peter Forsberg ... Spearheaded the Capitals' comeback 3/21 at ATL with four points (2g-2a), including his 60th goal of the season ... Led the team with nine points and shared the team lead with four goals in the playoffs ... Scored two GWGs, tied for the club record in a playoff series ... Finished tied for second in the NHL in first-round scoring ... Had a team-high and first-round league-high 37 shots on goal ... Posted four multiple-point games in the playoffs ... Three of his four goals came in the third period ... Made his playoff debut and had two points (1g-1a), including the GWG, in Game 1 of the ECQF vs. PHI (4/11) ... Had three goals and four points in Games 6 and 7 combined, with nine shots on goal in each game ... Won a gold medal with Russia at the World Championship ... Named to the World Championship all-tournament team.

## 2006-07

A member of the NHL First All-Star Team for the second straight year ... Voted a starter in the All-Star Game, the first Capital in the starting lineup since Rod Langway in 1986 ... Won the Kharlamov Trophy as the top Russian-born player in the NHL for the second year in a row ... Led the Capitals in goals (46), assists (46), points (92), GWGs (8) and shots (392) ... Finished fourth in the league in goals, tied for ninth in PPGs (16) and tied for seventh in GWGs ... Recorded the seventh-highest point total in Capitals history and tied for the 10th-best single-season goal total ... Led the NHL in shots for the second year in a row, the first player to do so in back-to-back seasons since Pavel Bure (1999-00 and '00-01) ... The only Capital to appear in all 82 games ... Won the Capitals' Three Stars Award, earning a Rolex watch from Liljenquist & Beckstead Jewelers ... Led the team and ranked ninth among NHL forwards with 184 hits ... Scored his first two goals of the year and had a career-high 15 shots on goal 10/7 vs. CAR ... Recorded his second career hat trick, scoring all three Capitals goals in a 3-2 OT win 12/15 at ATL ... His goal six seconds into OT at ATL (12/15) matched the fastest overtime goal in league history ... Recorded points in each of the first 13 games of 2007, his career-best point-scoring streak and the fourth-longest in the NHL on the year (1/1—2/1, 8g-12a).

## 2005-06

Won the Calder Memorial Trophy, earning 124 of a possible 129 first-place votes in the balloting ... Named to the NHL First All-Star Team, the first rookie to earn that honor since Teemu Selanne in 1992-93 ... Named to the NHL All-Rookie Team ... Just the second NHL rookie in history to record 50 goals and 100 points, joining Teemu Selanne (1992-93) ... Set Capitals rookie records for goals (52), assists (54), points (106), PPGs (21) and shots (425) ... Set the NHL rookie record for shots (425) ... Led all NHL rookies in goals, points, PPGs, SHGs (tied, 3), power-play assists (tied, 31), power-play points (52) and shots ... Finished third in the league in points, tied for third in goals, sixth in PPGs, second in power-play points and first in shots ... Finished with the second-best single-season point total in Capitals history, tied for the third-best goal total and the second-best PPG total ... Was a finalist for the Lester B. Pearson Award (outstanding player as voted by the NHL Players Association) and two ESPY Awards (Best Breakthrough Athlete, Best Hockey Player) ... Won the Valery Kharlamov Trophy as the best Russian player in the NHL ... Won USA Today's Clutch Scoring Award ... Was named the league's best rookie by numerous media outlets, including The Hockey News, TSN, The Sporting News, Sports Illustrated and XM Radio ... Had the most points of any Russian-born rookie in history or any rookie left wing in history ... Scored 52 of the Capitals' 230 goals (an NHL-best 22.6%); had a hand in 106 of 230 (46.1%) ... Had a hand in 52 of Washington's 72 PPGs (72.2%) ... Scored a goal against every Eastern Conference team and 22 of the Capitals' 24 opponents, the most teams any NHL rookie has ever scored upon (Teemu Selanne scored on 21 teams in 1992-93) ... Led the team and ranked second among NHL rookies with 172 hits ... Second on the team and first among rookie forwards in the NHL with 21:37 average ice time per game ... Tied for second in the league with six shootout goals (in 13 attempts); shared the league lead with three shootout-deciding goals ... Set a Caps rookie record with a seven-game goal-scoring streak (2/10—3/8, 8g-5a). Set a Capitals rookie record with an 11-game point-scoring streak (3/18—4/7, 5g-12a) ... The first Capital ever to record a point in each of his first eight NHL games (breaking the



# ALEX OVECHKIN

record of four by Milan Novy in 1982 and Ryan Walter in 1978) ... Became the first Capital ever to score two goals in his NHL debut vs. CBJ (10/5) ... Was the first No. 1 overall pick to score two goals in his debut ... Scored the first shootout goal in Capitals history vs. TB (10/16) ... Recorded his first career hat trick at ANA (1/13), scoring all three goals including the OT winner ... Had a three-point game at PHX (1/16, 2g-1a), including a highlight-reel goal from his back that was viewed more than 100,000 times in the next week on WashingtonCaps.com and was named XM Radio's goal of the year ... Scored his 50th goal of the season at ATL (4/13), just one game after recording his 100th point of the season – a game-winning overtime goal – at BOS (4/10).

### European Career

Played 152 games in four seasons with Dynamo Moscow of the Russian Super League, totaling 68 points (36g-32a). **2004-05:** Helped lead Dynamo to the championship of the Russian Super League.

### International

Has extensive experience representing Russia in international competition, appearing in three World Junior Championships (2003, 2004, 2005), eight World Championships (2004, 2005, 2006, 2007, 2008, 2010, 2011, 2012), the World Cup of Hockey (2004) and the 2006 and 2010 Olympics. **2010:** Recorded four points (2g-2a) in four games for Russia at the 2010 Olympics ... Participated in the Closing Ceremonies ... Represented Russia at the World Championship in Germany, scoring five goals in nine games and winning a silver medal. **2008:** Led Russia to its first World Championship gold medal since 1993 ... Named to the all-tournament team ... Finished tied for second in the tournament in goals and tied for sixth in points. **2007:** Helped Russia secure the bronze medal at the World Championship in Moscow. **2006:** Named to the all-tournament teams at the Olympics in Torino, Italy, and the World Championship in Latvia. **2005:** Led the team in goals (5), points (8) and GWGs (2) at the World Championship in Austria ... Was named the top forward at the 2005 World Junior Championship in North Dakota ... Led Russia in goals (7) and points (11) and earned a silver medal in that tournament. **2004:** Made his World Championship debut. **2003:** Made his World Junior Championship debut as a 17-year-old ... Helped lead Russia to a gold medal in Halifax, Nova Scotia. **2002:** Posted 14 goals and four assists (18 points) in eight games to lead Russia to the World Under-18 Championship.

### NHL Transactions

Selected by Washington in the first round, first overall, in 2004 Entry Draft.

### Personal

Supports the Make-A-Wish Foundation ... Was featured on ESPN SportCenter's "My Wish" segment after granting Sam Jacobson's wish in March 2012... Became just the second hockey player (Gretzky) to be immortalized as a Madame Tussaud's wax figure ... Joined Right To Play as an athlete ambassador in September 2006 ... Purchases eight season tickets to Capitals home games and donates them to soldiers and needy children as part of Ovi's Crazy 8s program ... Received the key to the city from Washington, D.C., mayor Adrian M. Fenty on 6/13/08, the day after he won his first Hart Trophy ... Signed endorsement deals with Nike and Bauer in September 2011 ... Has appeared on the cover of The Hockey News 12 times (including special issues) and the cover of The Washington Post Magazine once ... Cover athlete on 2K Sports' NHL 2K10 game ... Celebrated the launch of that game by driving a Zamboni down Sixth Avenue to the NHL Store in New York (9/9/09) ... Cover athlete on EA Sports' NHL 07 video game and the Russian edition of NHL 09 ... Threw out the first pitch at the Washington Nationals game on 9/27/06 and the first pitch at the Baltimore Orioles game on 9/16/11 ... Honorary chair of the Caps Care Classic on 10/2/06, Washington's annual charity golf tournament, where he hit a hole in one while taking practice shots on the par 3, 160-yard fourth hole at the Springfield Golf & Country Club ... Celebrated his 22nd birthday by leading a beautification project at Shaw Junior High School in Washington, D.C., on 9/18/07 ... For his 23rd birthday, he hosted the Ovi's Crazy 8s Skills Session for nearly 100 house league youth hockey players at Kettler Capitals Iceplex ... Was featured as the FOX News Sunday Power Player of the Week by Chris Wallace on 4/13/08 ... Participated in the Closing Ceremonies at the 2010 Winter Olympics ... His mother, Tatiana, won two Olympic gold medals in basketball (1976 and 1980) ... Father, Mikhail, is a former professional soccer player ... Spends his summers in Moscow ... Enjoys vacationing in Turkey ... Idolized former Soviet great Alexander Maltsev while growing up ... Listens to hip hop, R&B and techno/dance music ... Favorite American movie is Gladiator ... Likes playing video games in his spare time ... Lists basketball as his favorite sport other than hockey ... Lists pasta and sushi as his favorite foods.

### Most Goals Per Game, All-Time

- 1. Mike Bossy .....0.76
- 2. Cy Dennehy .....0.75
- 3. Mario Lemieux .....0.75
- 4. Pavel Bure .....0.62
- 5. **Alex Ovechkin.....0.61**

### Most PPG, Since 2005-06

- 1. Sidney Crosby .....1.40
- 2. **Alex Ovechkin.....1.23**  
Evgeni Malkin.....1.23
- 4. Joe Thornton .....1.16
- 5. Jason Spezza .....1.09

### Most Goals, Since 2005-06

- 1. **Alex Ovechkin.....339**
- 2. Ilya Kovalchuk .....298
- 3. Dany Heatley.....269
- 4. Jarome Iginla .....266
- 5. Eric Staal.....239

### Most Points, Since 2005-06

- 1. **Alex Ovechkin.....679**
- 2. Joe Thornton .....657
- 3. Sidney Crosby .....609
- 4. Henrik Sedin .....601
- 5. Martin St. Louis.....593

### Caps Season Record, Points

- 1. Dennis Maruk, 1981-82.....136
- 2. **Alex Ovechkin, 2007-08.....112**
- 3. **Alex Ovechkin, 2008-09.....110**
- 4. **Alex Ovechkin, 2009-10 .....109**
- 5. **Alex Ovechkin, 2005-06.....106**

### NHL Season Record, Shots

- 1. Phil Esposito, 1970-71 .....550
- 2. **Alex Ovechkin, 2008-09 .....528**
- 3. **Alex Ovechkin, 2007-08.....446**
- 4. Paul Kariya, 1998-98 .....429
- 5. Phil Esposito, 1971-72 .....426
- 6. **Alex Ovechkin, 2005-06.....425**

### Playoff Points Per Game, Active

- 1. Sidney Crosby .....1.32
- 2. Evgeni Malkin.....1.19
- 3. **Alex Ovechkin .....1.16**
- 4. Claude Giroux .....1.10
- 5. Martin St. Louis.....1.08

### Career Goals by Category

- Even Strength .....224 goals
- Home Goals .....170 goals
- Road Goals .....169 goals
- First-Period Goals.....94 goals
- Second-Period Goals .....104 goals
- Third-Period Goals .....128 goals
- Overtime Goals .....12 goals





# MATHIEU PERREAULT

*MA-tyew pair-OH*

Center • Height: 5'10" • Weight: 185 • Shoots: Left

Born: January 5, 1988 (Drummondville, Quebec)

Drafted: Washington's sixth-round choice, 177th overall, in the 2006 Entry Draft

# 85

## 2011-12

Set career highs in goals, assists and points ... Finished 1st on WSH in shooting percentage (26.7%)...T-4th on the team in GWG ... Scored the GWG on 4/7 at NYR ... Recorded an assist (14) on 4/2 in TB ... Tallied his 15th goal of the season on 3/31 vs. MTL ... Scored his 2nd PPG of the season on 3/25 vs. MIN ... PPG on 3/16 at WPG ... Scored a goal on 2/22 at OTT ... Scored the GWG on 2/7 vs. FLA ... Scored a goal on 1/31 at TB ... Tallied 1st career hat trick on 1/24 vs. BOS ... Recorded 2 assists on 1/22 at PIT ... Scored the GWG on 1/18 at MTL; won all 4 face-offs and collected 3 hits ... Scored 2 goals on 10/22 vs. DET ... Scored a goal, his first of the season, and added an assist on 10/20 at PHI ... Registered his 1st assist of the season on 10/10 vs. TB ... Registered 3 shots on goal on 10/8 vs. CAR ... Appeared in his first NHL playoff game on 4/12/12 in Game 1 of ECQF at BOS.

## Career

**2010-11:** Set career highs in games played (35), goals (7), assists (7), points (14) and penalty minutes (20) ... Recorded two assists in his first game with the Capitals on 10/23 vs. ATL ... Had a two-goal game in his fourth game with the Caps on 12/6 vs. TOR ... Potted another two-goal game five games later on 12/9 at OTT... Logged a career high 15:04 of ice time on 12/12 at NYR ... Had a career high three-game assist streak from 2/1-2/6 (3a) ... Recorded five multiple-point games while with the Capitals ... Averaged almost a point per game for Hershey, finishing seventh on the team in points despite only playing 34 games ... Had 13 points (6g-13a) in 11 games in November for Hershey ... Had an AHL season-high six assists on 11/14 against BIN in an 8-3 win for the Bears ... Registered a five-game point streak (1g-10a) from 10/31-11/14 in Hershey. **2009-10:** Played in 21 games for Washington in two separate recalls from the Hershey Bears (AHL) ... Team was 13-4-4 when he was in the lineup ... Played in 18 games in his first recall and three games in his second ... Had two assists in his NHL debut on 11/4 at NJ ... Scored his first NHL goal 11/7 vs. FLA ... Had two goals, four assists and was +6 in his first eight NHL games ... Tallied one goal and took four shots 11/14 at NJ ... Skated a season-high 14:56 in an 8-2 win at PHI (12/5) ... Had one goal on 3/28 vs. CGY and 3/30 vs. OTT in his second recall ... Skated in 56 games for Hershey and was one of seven players to reach 50 points (16g-34a) ... Scored 13 goals at home ... Tallied seven PPGs and two GWGs ... Had nine goals in three games: two goals vs. Syracuse (12/26); three goals vs. Wilkes-Barre/Scranton (2/7); and four goals vs. Bridgeport (2/27) ... Ranked fifth on the Bears and tied for seventh in the AHL in playoff scoring with 19 points (7g-12a) in 21 games ... Led the team at +14 ... Had three assists in Game 3 at Bridgeport (4/17) ... Posted a three-point game (2g-1a) in Game 4 at Albany (4/29), including the overtime GWG ... Averaged a point per game in the Calder Cup finals (2g-4a), including four points in the Bears' first two wins in the series: two goals in Game 3 at Texas (6/7) and two assists in Game 4 at Texas (6/9). **2008-09:** Skated in 77 games for Hershey and led club

rookies in points (50) and assists (39) ... Third among rookies with 11 goals ... Had nine multiple-point games ... Began his professional career with at least a point in five straight games (2g-4a) ... Scored a goal in his first professional game at Wilkes-Barre/Scranton (10/8) ... Had two assists in his second professional game at Norfolk (10/10) ... Tallied at least a point in seven straight games from 11/14—11/28 (1g-9a) ... Registered at least a point in five straight games from 2/21—3/1 (1g-6a), which included three assists against Providence (3/1) ... Played in 21 out of 22 Calder Cup playoff games and had eight points (2g-6a) as Hershey won the Calder Cup ... Both of his goals and two of his assists came in the opening round against PHI.

## Junior Career

**2007-08:** Played in 65 games for Acadie-Bathurst (QMJHL) and led the league in points (114) and assists (80) ... Third on the team with 34 goals ... Tied for fifth in the league and third among forwards at +33 ... Won the Jean Beliveau Trophy as the league's leading scorer ... A second-team QMJHL All-Star and second-team CHL All-Star ... Member of the QMJHL team in the ADT Canada-Russia Challenge ... Named QMJHL Offensive Player of the Week twice (11/4 and 2/10) ... Established a team record with a 27-game point streak (11/28—2/15), the longest streak of the year in the QMJHL ... Honored as the Offensive Player of the Month in March ... Played in 12 playoff games, scoring three goals and recording 19 assists ... Made his professional debut in the Calder Cup playoffs, playing three games for Hershey. **2006-07:** Appeared in 67 games with Acadie-Bathurst and won the Michel-Briere Trophy as the most valuable player in the QMJHL ... Ranked third in the league in points (119) and second in assists (78) ... Scored nine SHGs, tying for the league lead ... Second on his team in goals (41) and plus/minus (+28) ... A QMJHL First All-Star Team selection ... Represented the QMJHL in the ADT Canada-Russia Challenge ... Named QMJHL Offensive Player of the Week for the week ending 9/24 ... Awarded Offensive Player of the Month in November ... Played in 12 playoff games, recording 14 points. **2005-06:** Skated in 62 games for Acadie-Bathurst ... Notched 52 points (18g-34a) ... Tied for fourth among QMJHL rookies in points ... Ranked fourth among rookies in assists ... Played in 17 playoff games and recorded 21 points ... Led all rookies and tied for ninth overall in playoff scoring.

## NHL Transactions

Selected by Washington in the sixth round, 177th overall, in the 2006 Entry Draft.

## Personal

Enjoys golfing ... If he weren't playing hockey, he would like to be a police officer ... Favorite food is sushi ... Admired Daniel Briere as a youth hockey player.

# 85 MATHIEU PERREault



## vs. the NHL

	GP	G	A	P	PIM
ANA	3	0	0	0	2
BOS	4	3	1	4	6
BUF	5	1	3	4	4
CGY	1	1	0	1	0
CAR	8	1	1	2	6
CHI	1	0	0	0	0
COL	2	0	0	0	2
DET	2	2	1	3	0
EDM	1	0	0	0	2
FLA	12	2	2	4	6
LA	2	0	0	0	0
MIN	3	1	1	2	0
MTL	7	4	2	6	2
NSH	1	0	0	0	0
NJ	6	1	2	3	0
NYI	5	0	1	1	2
NYR	6	1	0	1	0
OTT	7	4	0	4	4
PHI	6	1	1	2	0
PHX	2	0	0	0	0
PIT	6	0	3	3	6
SJ	4	0	1	1	0
TB	9	1	4	5	2
TOR	7	3	0	3	2
VAN	2	0	0	0	0
WPG	8	1	3	4	4

## Playoffs vs. the NHL

	GP	G	A	P	PIM
BOS	4	0	0	0	0

## CAREER HIGHLIGHTS

<b>First NHL Game:</b> 11/4/09 (WSH 2 at NJ 3)	<b>Most Shots in a Game:</b> 5 (2 times, last: 1/24/12, WSH 5 vs. BOS 3)	<b>Longest Point Streak:</b> 3 (3 times, last: 3/23/12-3/27/12, 1G-2A)
<b>First NHL Goal:</b> 11/7/09 (WSH 7 vs. FLA 4, Clemmensen)	<b>Most PIM in a Game:</b> 4 (2 times, last: 1/24/12, WSH 5 vs. BOS 3)	<b>Penalty Shots:</b> None
<b>First NHL Assist:</b> 11/4/09 (WSH 2 at NJ 3)	<b>Most Ice Time in a Game:</b> 18:46 (2/24/12, WSH 4 vs. MTL 1)	<b>Shootouts:</b> 0/6
<b>Most Goals in a Game:</b> 3 (1/24/12, WSH 5 vs. BOS 3)	<b>Multiple-Point Games:</b> 10 (last: 1/24/12, WSH 5 vs. BOS 3, 3G)	
<b>Most Assists in a Game:</b> 2 (3 times, last: 1/22/12, WSH 3 at PIT 4 OT)	<b>Longest Goal Streak:</b> 2 (4 times, last: 2/22/12-2/24/12, 2G)	
<b>Most Points in a Game:</b> 3 (1/24/12, WSH 5 vs. BOS 3, 3G)	<b>Longest Assist Streak:</b> 3 (2/1-6/11, 3A)	

## CAREER STATISTICS

Year	Team	League	Regular Season											Playoffs				
			GP	G	A	Pts	PIM	+/-	PP	SH	GW	S	GP	G	A	Pts	PIM	
2004-05	Magog	QAAA	41	25	47	72	68	-	-	-	-	-	9	5	10	15	12	
2005-06	Acadie-Bathurst	QMJHL	62	18	34	52	42	-	-	-	-	-	17	10	11	21	8	
2006-07	Acadie-Bathurst	QMJHL	67	41	78	119	80	-	-	-	-	-	12	6	8	14	8	
2007-08	Acadie-Bathurst	QMJHL	65	34	*80	*114	61	-	-	-	-	-	12	3	19	22	6	
	Hershey	AHL	-	-	-	-	-	-	-	-	-	-	3	0	0	0	0	
2008-09	Hershey	AHL	77	11	39	50	36	-	-	-	-	-	21	2	6	8	8	
2009-10	CAPITALS	NHL	21	4	5	9	6	4	1	0	0	27	-	-	-	-	-	
	Hershey	AHL	56	16	34	50	34	-	-	-	-	-	21	7	12	19	18	
2010-11	CAPITALS	NHL	35	7	7	14	20	-3	1	0	1	41	-	-	-	-	-	
	Hershey	AHL	34	11	24	35	8	-	-	-	-	-	6	3	3	6	6	
2011-12	CAPITALS	NHL	64	16	14	30	24	9	2	0	4	60	4	0	0	0	0	
<b>NHL/CAPITALS TOTALS</b>			<b>120</b>	<b>27</b>	<b>26</b>	<b>53</b>	<b>50</b>	<b>10</b>	<b>4</b>	<b>0</b>	<b>5</b>	<b>128</b>	<b>4</b>	<b>0</b>	<b>0</b>	<b>0</b>	<b>0</b>	

QMJHL First All-Star Team (2007) • QMJHL Player of the Year (2007) • QMJHL Second All-Star Team (2008) • Canadian Major Junior Second All-Star Team (2008)





# TOM POTI

# 3

Defense • Height: 6'3" • Weight: 190 • Shoots: Left

Born: March 22, 1977 (Worcester, Mass.)

Drafted: Edmonton's third-round choice, 59th overall, in the 1996 Entry Draft

Acquired: Signed as a free agent, July 1, 2007

## 2011-12

Missed the entire season due to injury.

## Career

**2010-11:** Missed the last 38 games of the regular season and all nine playoff games due to injury ... Tallied a season-high three assists 12/6 vs. TOR ... Skated a season-high 24:40 on 11/26 vs. TB ... Had a season-high four shots on goal 12/19 vs. OTT. **2009-10:** Played in 70 games and tallied 24 points (4g-20a) ... Team was 13-3-4 when he recorded a point ... Had 13 points (3g-10a) in the third period ... Ranked fifth among NHL defensemen and third among team defensemen with a career-high +26 rating ... Led the team with an average 3:36 shorthanded TOI and was third with an overall average of 21:24 TOI per game ... Second on the team with 121 blocked shots and second among team defensemen with 35 takeaways ... Had two assists 12/5 at PHI ... Recorded points (1g-6a) in five straight games from 12/30—1/9, which included one goal and two assists at ATL (1/9) ... Shared the lead among Caps defensemen in playoff scoring with four points (4a) in six games ... Led all NHLers at +9 in the first round and did not have a minus game ... Suffered an eye injury in Game 6 at MTL (4/26) that forced him to miss Game 7. **2008-09:** Third on the team in average ice time (21:08) in 52 games ... Led the team in ice time 11 times ... Led the team and ranked fifth in the NHL with 4:22 of shorthanded ice time per game ... Finished tied for third among defensemen in scoring despite missing 27 games due to injury ... Team was 11-2-0 when he had a point ... Caps went 32-13-6 with him in the lineup ... All three of his goals came in the first period ... Recorded 10 of his 13 points at Verizon Center (2g-8a) ... Scored the GWG on 11/8 vs. NYR ... Played his 700th NHL game on 2/24 vs. PHI ... Had seven blocked shots 3/17 at FLA, the most in a game by a Capital all season ... Played in all 14 Stanley Cup playoff games and had seven points (2g-5a) ... Played more than 20 minutes in 10 playoff games ... Enjoyed the best offensive round of his playoff career (2g-4a) and his first series victory in the ECQF against NYR ... Had four points (1g-3a) in Game 6 at NYR (4/26), matching his career high for a single game (regular season or playoffs) ... Had one assist and was +6 in seven games against PIT in ECSF ... Skated a playoff-high 27:18 in Game 3 at PIT. **2007-08:** Finished second in points (29) and assists (27) among Caps defensemen ... Sixth on the team in assists ... Led the team with 119 blocked shots ... Finished second on the team with 23:28 of ice time per game, trailing only Mike Green (23:38) ... Led the team in ice time 33 times in 71 games played ... Skated 20-plus minutes in 61 of 71 games ... Ranked second among Caps defensemen and fifth on the team at +9 ... Played his 600th NHL game 10/18 at NYI ... Recorded his 200th NHL assist 11/23 at PHI ... Was +16 from 1/16 through the end of the season ... Scored his first Caps goal and added an assist 2/5 at CBJ ... Was +7 with six assists during his four-game point streak from 2/26—3/8 ... Played all seven playoff games and ranked third on the team in ice time (24:00) ... Had an assist in Game 1 of the ECQF vs. PHI (4/11). **2006-07:** Had the second-best offensive totals of his career in his lone season with NYI ... Tallied 44 points (6g-38a) in 78 games ... Assist total marked a career high ... Ranked first on the team in assists, eighth in points, sixth in PPGs and fourth in PIM (74) ... Second among NYI defensemen in scoring ... Netted six goals and 26 assists on the power play ... His 32 power-play points ranked 11th among NHL defensemen ... Led NYI with an average of 25:42 of ice time (11th in the league) ... Finished 14th in the NHL with 170 blocked shots ... Posted 10 multiple-point games in regular season ... Logged more than 25 minutes of ice time 41 times ... Registered season-high +3 vs. ATL (12/16) ... Recorded season-high three points twice: vs. CAR (10/21, 1g-2a) and vs. TOR (4/5, 3a) ... Skated in season-high 33:32 ice time in regular season finale vs. NJ (4/8) ... Tallied nine points in final six games of regular season (2g-7a) ... Skated at least 26 minutes in all five playoff games against BUF in the ECQF ... Had three assists, including two in Game 2. **2005-06:** Tallied 23 points

(3g-20a) in 73 games with NYR ... Ranked third among NYR defensemen in scoring ... Topped NYR with 123 blocked shots ... First among team defensemen with 122 shots on goal ... Tied for second on team with 49 takeaways ... Third on blueline in average TOI, 20:46 ... Posted 200th NHL career point against PIT (1/26) ... Appeared in 500th career NHL game vs. ATL (3/12). **2003-04:** Ranked second among NYR defensemen with 24 points (10g-14a) ... Led NYR and established a career high with five GWGs ... Played in 400th NHL career game on 12/7 vs. TB ... Scored GWGs in overtime on consecutive nights 12/29—12/30, becoming just the third NHL player to record an overtime goal in consecutive games (Maxim Afinogenov, Greg de Vries) ... Had four assists vs. TB (2/19). **2002-03:** Recorded a career-high 48 points (11g-37a) with NYR ... Ranked second among club defensemen with 11 goals ... Led team with 37 assists ... Ranked third on the team and tied for seventh among NHL defensemen with 48 points ... Played in the NHL All-Star Game. **2001-02:** Began season with EDM before being traded to NYR (3/19) ... Recorded 100th NHL point on 12/16 at PHI ... Won a silver medal with the U.S. at the Olympics. **2000-01:** Appeared in a career-high 81 games with EDM ... Had a career-high 12 goals ... Finished second among EDM defensemen with 32 points ... Ranked third on Oilers in ice time, averaging 22:44. **1999-00:** Ranked second among EDM defensemen with 35 points (9g-26a) ... Finished third on the team with 26 assists ... Second on the team with 119 blocked shots ... Skated in 100th NHL game vs. PHX (4/1). **1998-99:** Named to the NHL All-Rookie Team ... Led EDM with a +10 rating ... Ranked fifth among all NHL rookies and second among rookie defensemen with 21 points (5g-16a) ... Finished first among NHL rookies with 82 blocked shots ... Made NHL debut on 10/10 vs. LA ... Scored first NHL goal/point on 11/18 vs. DET ... Tallied first NHL assist vs. CHI on 11/29.

## International Career

Has represented the United States at three international events, including the 2002 Winter Olympics. **2002:** Helped Team USA capture a silver medal at the Winter Olympics in Salt Lake City ... Skated in six games, posting one assist. **1997:** Played for the U.S. at the World Junior Championship in BOS ... Recorded three points in six games to help the U.S. win the silver medal. **1996:** Played in six games at the World Junior Championship and had three assists.

## College Career

Played two years for BOS University (BU) in Hockey East, finishing with 63 points (17g-46a) in 76 games. **1997-98:** Selected to the NCAA East First All-American Team and named a Hockey East First-Team All-Star ... Named Beanpot Tournament's most valuable player, becoming the first BU defenseman to win the award since 1980 (Jack O'Callahan) ... Won the New England Hockey Writer's Award given to New England's Best Defenseman. **1996-97:** Helped lead BU to NCAA Championship game, falling to North Dakota in title match ... Named to the 1997 NCAA All-Tournament team.

## NHL Transactions

Selected by EDM in the third round, 59th overall, in the 1996 Entry Draft ... Traded to the NYR by EDM with Rem Murray in exchange for Mike York and a fourth-round draft choice in the 2002 Entry Draft (Ivan Koltsov), March 19, 2002 ... Signed with the NYI as a free agent, July 8, 2006 ... Signed with Washington as a free agent, July 1, 2007.

## Personal

Supports the Food Allergy and Anaphylaxis Network, the Make-A-Wish Foundation and the Travis Roy Foundation ... Enjoys golfing and playing poker ... Lists pancakes as his favorite food ... Favorite hockey memory is the 2002 Olympics.

3

## TOM POTI



## vs. the NHL

	GP	G	A	P	PIM
ANA	23	2	5	7	28
BOS	33	2	15	17	14
BUF	28	3	9	12	26
CGY	23	4	3	7	12
CAR	39	1	9	10	22
CHI	20	1	9	19	8
COL	25	0	5	5	22
CBJ	15	1	6	7	10
DAL	17	4	6	10	13
DET	21	1	6	7	24
EDM	5	0	4	4	4
FLA	40	3	10	13	30
LA	20	3	7	10	14
MIN	11	2	3	5	6
MTL	31	1	6	7	35
NSH	23	3	4	7	12
NJ	40	4	8	12	22
NYI	34	4	13	17	20
NYR	22	2	7	9	16
OTT	34	2	12	14	16
PHI	43	1	17	18	20
PHX	18	3	5	8	14
PIT	40	3	16	19	40
SJ	22	3	8	11	18
STL	22	1	7	8	22
TB	45	7	13	20	42
TOR	34	3	14	17	26
VAN	23	1	6	7	14
WSH	18	2	11	13	10
WPG	39	2	12	14	24

## Playoffs vs. the NHL

	GP	G	A	P	PIM
BUF	5	0	3	3	6
DAL	15	0	4	4	4
MTL	6	0	4	4	5
NJ	4	0	0	0	2
NYR	7	2	4	6	2
PHI	7	0	1	1	8
PIT	7	0	1	1	2

## CAREER HIGHLIGHTS

## First NHL Game:

10/10/98 (EDM 1 vs LA 2)

## First NHL Goal:

11/18/98 (EDM 2 vs DET 6, Osgood)

## First NHL Assist:

11/29/98 (EDM 2 vs CHI 3)

## Most Goals in a Game:

2 (11/29/02, NYR 3 at DAL 3)

## Most Assists in a Game:

4 (2/19/04, NYR 6 vs NYI 2)

## Most Points in a Game:

4 (2/19/04, NYR 6 vs NYI 2, 0G-4A)

## Most Shots in a Game:

9 (10/13/00, EDM 3 vs BUF 2)

## Most PIM in a Game:

6 (6 times, last: 3/14/09, WSH 5 vs CAR 4 SO)

## Most Ice Time in a Game:

33:32 (4/8/07, NYI 3 at NJ 2 SO)

## Multiple-Point Games:

50 (last: 12/6/10, WSH 4 vs TOR 5 SO, 3A)

## Longest Goal Streak:

2 (3 times, last: 12/29/03-12/30/03, 2G)

## Longest Assist Streak:

4 (5 times, last: 2/26/08-3/3/08, 6A)

## Longest Point Streak:

6 (2 times, last: 11/21/02-12/1/02, 4G-5A)

## Penalty Shots:

None

## Shootouts:

0/3

## PLAYOFF HIGHLIGHTS

## Most Goals in a Game:

1 (4/26/09, WSH 5 at NYR 3)

## Most Assists in a Game:

3 (4/26/09, WSH 5 at NYR 3)

## Most Points in a Game:

4 (4/26/09, WSH 5 at NYR 3, 1G-3A)

## CAREER STATISTICS

Year	Team	League	Regular Season											Playoffs					
			GP	G	A	Pts	PIM	+/-	PP	SH	GW	S	GP	G	A	Pts	PIM		
1997-98	Boston Univ.	H-East	38	13	29	42	60	-	-	-	-	-	-	-	-	-	-	-	-
	United States	WJC	6	1	2	3	4	-	-	-	-	-	-	-	-	-	-	-	-
1998-99	Edmonton	NHL	73	5	16	21	42	10	2	0	3	94	4	0	1	1	2		
1999-00	Edmonton	NHL	76	9	26	35	65	8	2	1	1	125	5	0	1	1	0		
2000-01	Edmonton	NHL	81	12	20	32	60	-4	6	0	3	161	6	0	2	2	2		
2001-02	Edmonton	NHL	55	1	16	17	42	-6	1	0	0	100	-	-	-	-	-		
	NY Rangers	NHL	11	1	7	8	2	-4	1	0	1	9	-	-	-	-	-		
	United States	Olympics	6	0	1	1	4	-	-	-	-	-	-	-	-	-	-		
2002-03	NY Rangers	NHL	80	11	37	48	58	-6	3	0	2	148	-	-	-	-	-		
2003-04	NY Rangers	NHL	67	10	14	24	47	-1	4	0	5	124	-	-	-	-	-		
2004-05			DID NOT PLAY																
2005-06	NY Rangers	NHL	73	3	20	23	70	16	2	0	2	122	4	0	0	0	2		
2006-07	NY Islanders	NHL	78	6	38	44	74	-1	6	0	1	134	5	0	3	3	6		
2007-08	CAPITALS	NHL	71	2	27	29	46	9	0	0	0	99	7	0	1	1	8		
2008-09	CAPITALS	NHL	52	3	10	13	28	3	0	0	1	48	14	2	5	7	4		
2009-10	CAPITALS	NHL	70	4	20	24	42	26	2	0	0	69	6	0	4	4	5		
2010-11	CAPITALS	NHL	21	2	5	7	8	-4	0	0	0	20	-	-	-	-	-		
2011-12	CAPITALS	NHL	DID NOT PLAY - INJURED																
CAPITALS TOTALS			214	11	62	73	124	34	2	0	1	236	27	2	10	12	17		
NHL TOTALS			808	69	256	325	584	46	29	1	19	1253	51	2	17	19	29		

NCAA Championship All-Tournament Team (1997) • Hockey East First All-Star Team (1998) • NCAA East First All-American Team (1998) • NHL All-Rookie Team (1999) • Played in NHL All-Star Game (2003)



# MIKE RIBEIRO

# 9

Center • Height: 6'0" • Weight: 179 • Shoots: Left  
Born: February 10, 1980 (Montreal, Quebec)

Drafted: Montreal's second-round choice, 45th overall, in the 1998 Entry Draft

Acquired: From Dallas in exchange for Cody Eakin and Washington's second-round choice in the 2012 NHL Entry Draft

## 2011-12

One of 12 active players in the NHL who has had eight-consecutive 50-point seasons ... Finished ranked 3rd on DAL in points ... T-1st on the team with 45 assists ... Ranked 4th on DAL in goals ... Finished 5th on the team in penalty minutes ... Ranked 3rd on DAL in GWG ... Tallied 5th-most shots on the team ... Led all forwards in ice time per game (20:02) ... Collected points in 17 of last 25 games (7-19-26) ... Earned a shot in all but eight games ... Recorded 13 multi-point games ... Tied a season high with 10 PIM on 4/3 vs. SJ ... Tied a season high with three points on 3/28 at EDM ... Played in his 700th career NHL game on 12/31/11 vs. BOS ... Recorded his 500th career NHL point on 10/15/11 vs. CBJ.

## Career

**2010-11:** Appeared in all 82 NHL regular season games for the second time in his career and the second time in the last three seasons (2008-09 and 2010-11) ... Finished the season ranked seventh in the NHL with 52 assists ... Third season in the last four years that he has recorded at least 50 assists ... Career-high 11-game point streak (4 goals, 11 assists) from 12/29/10-1/21/11 ... Three three-point efforts: vs. PHX on 11/5/10 (0-3-3), at CGY on 1/21/11 (0-3-3) and at LAK on 3/7 (1-2-3) ... Recorded three multi-goal games and Dallas was 3-0-0 this season when he recorded a multi-goal game and scored the game-winning goal in every multi-goal game this season ... 13 of his 18 goals this season came when the team was either trailing by one goal or tied ... Six-game point streak (two goals, four assists) from 11/24/10-12/4/10 helping lead the Stars to a 6-0-0 record during that stretch ... Four game-winning goals was one goal shy of matching career-high mark for most in a single season. **2009-10:** Missed 15 games (1/8/10-2/6/10) with a throat contusion suffered at NYR on 1/6/10 ... Ranked third on the club in assists (34) and fourth in overall scoring with 53 points (19-34-53) ... Tied for first on the team with two short-handed goals, and tied for third with eight power play goals ... Collected 20 points (9-11-20) in his last 23 games of the season and 37 (13-24-37) in his last 45 games of the season ... Eight of his 19 goals in 2009-10 gave the Stars the lead ... Collected a season-high three assists, including his 400th NHL point, at CAR on 12/26/09 ... Had three consecutive multi-point games (2-4-6) from 10/9/09-10/14/09 ... Helped Dallas post an 18-7-4 record when he collected an assist, and an 11-3-3 record when he scored a goal. **2008-09:** Led the Stars with 56 assists, 78 points, and 20 multiple-point game - also ranked second on Stars with seven power-play goals and third with 22 goals overall ... His 56 assists tied a career high and ranked ninth in the league overall ... Topped the club in scoring for the third straight year and in assists for the second year in a row (was one helper shy of the team leader, Zubov, three seasons ago) ... Was one of just six NHL players with at least 20 goals and 50 assists in each of the previous two seasons (also Malkin, Datsyuk, Getzlaf, St. Louis and Thornton) ... One of two Stars to skate in all 82 games this season (also Eriksson) ... Skated in his 500th career NHL game on at STL on 3/10/09 ... Netted his first career NHL hat trick on at FLA on 1/21/09 ... Dallas went 14-2-4 in his 20 multiple-point games and 13-4-1 when he netted a goal. **2007-08:** Set new career-highs for goals (27), assists (56) and points (83) ... Ranked first on the Stars with 56 assists, 83 points, and was tied for second with 27 goals ... Appeared in his first NHL All-Star Game in Atlanta ... Recorded three assists at LAK on 3/29/08 and earned his 200th career assist ... Had 23 multi-point games, including seven three-point games and two four-point efforts ... Had goals in eight of 10 games and points in nine of 10 contests as part of those two streaks (10-9-19) from 12/7/07-12/29/07 ... Led Dallas with

14 assists and 17 points in the playoffs, appearing in all 18 games. **2006-07:** Played in 81 games for the Stars, ranking first with 59 points and third with 41 assists ... Appeared in his 300th career NHL game at WSH on 11/30/06 ... Recorded his 200th career NHL point vs. PHX on 3/18/07 including overtime game-winner ... Boasted four multi-point outings over his last eight games (4-7-11) and had points in seven of his final 11 contests (7-7-14) ... In seven playoff games, notched three assists and ranked tied for second in helpers and tied for third in points (3). **2005-06:** Boasted 11 multi-point games, including one three-point outing (at OTT on 4/6/06) and four two-goal contests ... Posted a six-game assist streak (0-7-7) from 12/1/05-12/17/05. **2004-05:** Played in 17 games with Espoo in Finland, registering eight goals and nine assists for 17 points. 2003-04: Led MTL in scoring with 20 goals, 45 assists and 65 points ... Posted 12 game-winning points (5-7-12) ... Set a then career-high seven-game assist/point streak (0-7-7) from 11/8/03-11/22/03 ... During the NHL Playoffs, tallied three points (2-1-3) in 11 outings. **2002-03:** Skated in 52 games with Montreal, collecting 17 points (5-12-17) ... Missed the first 13 games due to a collarbone fracture ... Also appeared in three games with Hamilton (AHL). **2001-02:** Skated for the Rookie Team at the Young Stars Game during the NHL All-Star Weekend, recording four points (1-3-4) ... Played 43 games with Montreal (8-10-18) and appeared in 23 contests with Quebec of the American Hockey League (9-14-23) ... Registered his first multi-point game of his career vs. CHI on 12/3/01 (0-2-2). **2000-01:** Skated in 74 games with Quebec (AHL), placing second on the club with 66 points (26-40-66) and earning Quebec's Player of the Year honors ... Appeared in two games for MTL. **1999-00:** Saw his first NHL action with MTL and registered two points (1-1-2) in 19 games.

## Junior Career

Played two-plus seasons with Rouyn-Noranda (1997-99) and one season with Quebec (1999-00) of the Quebec Major Junior League, appearing in 159 total games and registering 125 goals and 216 assists for 341 points ... With Quebec in 1999-00, he tallied 45 points (17-28-45) in 21 outings and was named to the QMJHL All-Star Game ... Won a bronze medal with Team Canada at the 2000 World Junior Championships in Sweden ... In 1998-99 with Rouyn-Noranda, had his best offensive season in juniors, collecting 67 goals and 100 assists for 167 points in 69 games ... Was the top scorer in the Canadian Hockey League and QMJHL, and led the QMJHL in goals ... Was named to the QMJHL and the CHL First All-Star Teams, and the 1999 QMJHL All-Star Game ... In 1997-98, led the QMJHL in assists (85) and was named to the CHL All-Rookie Team and the QMJHL Second All-Star Team ... Won the Michel Bergeron Award as QMJHL Offensive Rookie of the Year.

## NHL Transactions

MTL's second-round selection (45th overall) in the 1998 NHL Entry Draft ... Acquired by DAL from MTL with a sixth-round pick (2008) in exchange for Janne Niinimaa and a fifth-round selection (2007), Sept. 30, 2006 ... Acquired by Washington from DAL in exchange for Cody Eakin and a second-round choice (54th overall, DAL selected Mike Winther).

## Personal

Represented Dallas in the 2008 NHL All-Star Game in Atlanta ... Favorite sport other than hockey is basketball ... Favorite movie: The Shawshank Redemption ... Lists Angelina Jolie as his favorite actress.

9

## MIKE RIBEIRO



## vs. the NHL

	GP	G	A	P	PIM
ANA	42	11	33	44	26
BOS	23	2	5	7	14
BUF	25	1	10	11	4
CGY	30	10	15	25	14
CAR	20	3	10	13	14
CHI	29	8	13	21	6
COL	23	4	12	16	12
CBJ	24	1	19	20	6
DAL	3	2	0	2	0
DET	23	5	12	17	30
EDM	31	7	20	27	12
FLA	18	6	7	13	6
LA	44	12	30	42	18
MIN	25	4	18	22	10
MTL	4	2	4	6	2
NSH	26	6	18	24	10
NJ	24	3	6	9	8
NYI	21	5	12	17	6
NYR	18	5	8	13	6
OTT	26	6	7	13	12
PHI	21	5	4	9	10
PHX	40	8	30	38	18
PIT	18	6	14	20	2
SJ	45	16	18	34	32
STL	24	9	13	22	16
TB	17	3	6	9	8
TOR	27	11	11	22	6
VAN	30	6	15	21	22
WSH	18	1	8	9	4
WPG	18	5	9	14	10

## Playoffs vs. the NHL

	GP	G	A	P	PIM
ANA	6	2	6	8	4
BOS	7	2	1	3	6
CAR	6	0	2	2	0
DET	6	0	3	3	12
SJ	6	1	5	6	0
TB	4	0	0	0	12
VAN	7	0	3	3	4

## CAREER HIGHLIGHTS

## First NHL Game:

10/2/99 (MTL 1 vs. TOR 4)

## First NHL Goal:

10/23/99 (MTL 2 at TOR 3, Joseph)

## First NHL Assist:

11/22/99 (MTL 2 at ANA 1)

## Most Goals in a Game:

3 (1/21/09, DAL 4 at FLA 1)

## Most Assists in a Game:

4 (2 times, last: 10/23/08, DAL 5 at NYI 3)

## Most Points in a Game:

5 (10/23/08, DAL 5 at NYI 3, 1G-4A)

## Most Shots in a Game:

7 (3 times, last: 2/28/09, DAL 3 vs. ANA 4)

## Most PIM in a Game:

10 (4 times, last: 4/3/12, DAL 2 vs. SJ 5)

## Most Ice Time in a Game:

28:31 (3/8/09, DAL 1 vs. MTL 3)

## Longest Goal Streak:

4 (2 times, last: 12/21/07-12/29/07, 5G)

## Longest Assist Streak:

7 (11/8/03-11/22/03, 7A)

## Longest Point Streak:

11 (12/29/10-1/21/11, 4G-11A)

## Penalty Shots: 0/2

Shootouts: 21/55

## PLAYOFF HIGHLIGHTS

## Most Goals in a Game:

2 (4/13/04, MTL 3 vs. BOS 4 2OT)

## Most Assists in a Game:

2 (5 times, last: 4/29/08, DAL 2 vs. SJ 1 OT)

## Most Points in a Game:

3 (4/12/08, DAL 5 at ANA 2, 1G-2A)

## CAREER STATISTICS

Year	Team	League	Regular Season											Playoffs				
			GP	G	A	Pts	PIM	+/-	PP	SH	GW	S	GP	G	A	Pts	PIM	
1999-00	Québec	QMJHL	21	17	28	45	30	17	-	-	-	-	11	3	20	23	38	
	Québec	AHL	3	0	0	0	2	-	-	-	-	-	-	-	-	-	-	
	Montréal	NHL	19	1	1	2	2	-6	1	0	0	18	-	-	-	-	-	
	Canada U20	WJC-20	7	0	2	2	0	-2	-	-	-	-	-	-	-	-	-	
2000-01	Québec	AHL	74	26	40	66	44	-	-	-	-	9	1	5	6	23		
	Montréal	NHL	2	0	0	0	2	0	0	0	0	3	-	-	-	-	-	
2001-02	Québec	AHL	23	9	14	23	36	-	-	-	-	3	0	3	3	0		
	Montréal	NHL	43	8	10	18	12	-11	3	0	0	49	-	-	-	-	-	
2002-03	Hamilton	AHL	3	0	1	1	0	1	-	-	-	-	-	-	-	-	-	
	Montréal	NHL	52	5	12	17	6	-3	2	0	0	57	-	-	-	-	-	
2003-04	Montréal	NHL	81	20	45	65	34	15	7	0	5	103	11	2	1	3	18	
2004-05	Blues	SM-liiga	17	8	9	17	4	7	-	-	-	-	-	-	-	-	-	
2005-06	Montreal	NHL	79	16	35	51	36	-6	8	0	2	130	6	0	2	2	0	
2006-07	Dallas	NHL	81	18	41	59	22	3	6	0	3	111	7	0	3	3	4	
2007-08	Dallas	NHL	76	27	56	83	46	21	7	0	5	107	18	3	14	17	16	
2008-09	Dallas	NHL	82	22	56	78	52	-4	7	0	1	163	-	-	-	-	-	
2009-10	Dallas	NHL	66	19	34	53	38	-5	8	2	0	155	-	-	-	-	-	
2010-11	Dallas	NHL	82	19	52	71	28	-4	7	0	4	161	-	-	-	-	-	
2011-12	Dallas	NHL	74	18	45	63	66	5	2	0	5	142	-	-	-	-	-	
NHL TOTALS			737	173	387	560	344	5	58	2	25	1,198	42	5	20	25	38	

CHL All-Rookie Team (1998) • QMJHL Offensive Rookie of the Year (1998) • QMJHL Rookie of the Year (1998) • QMJHL Second All-Star Team (1998) • CHL First All-Star Team (1999) • QMJHL First All-Star Team (1999) • QMJHL Most Points Trophy (1999) • NHL All-Star Game (2008)



# JEFF SCHULTZ

Defense • Height: 6'6" • Weight: 230 • Shoots: Left

Born: February 25, 1986 (Calgary, Alberta)

Drafted: Capitals' first-round choice, 27th overall, in the 2004 Entry Draft

# 55

## 2011-12

Collected a team-high 4 blocked shots on 2/22 at OTT...Scored 1st goal of the season on 2/13 vs. SJ...Returned to the lineup and skated 9:48 on 2/1 at FLA...Tallied an assist on 11/5 at NYI...Recorded an assist and +2 on 11/1...Added an assist on 10/20 at PHI... Skated a season-high 21:46 on 10/13 at PIT...Tallied his 1st assist of the season on 10/10 vs. TB ... Ranked 7th on the team in blocked shots during the postseason.

## Career

**2010-11:** Finished tied for eighth on the team in plus/minus at +6 ... Logged a career-high 26:35 on 3/31 vs. CBJ ... His game-winning goal on 3/18 at NJ was the first GWG of his career and his first goal in 82 games ... Second on the team in blocked shots (138) ... Skated the third-most short handed ice time per game on the Capitals (2:26) ... Ranked fifth in even-strength ice time per game (17:15) ... Second among Capitals defensemen in short handed ice time per game in the playoffs (2:52) ... Led the team with 22 blocked shots in the postseason. **2009-10:** Appeared in 73 games and recorded career highs in points (23) and assists (20) ... Led the NHL and set a franchise record with a career-high +50 ... The first defenseman with a +50 rating since Chris Pronger in his Hart Trophy-winning season (+52 in 1999-00) ... Was +14 against ATL in six games ... First Capital to lead the NHL in plus/minus ... Averaged a career-high 19:51 TOI ... Led the team with 129 blocked shots ... Registered a career-high 32 PIM ... Recorded a career-best three points (1g-2a) at ATL (10/22) ... Was a season-high +5 in two contests this season, 1/9 at ATL and 4/5 at PIT ... Matched his career high with two three-game point streaks (10/22—10/27, 1g-4a and 1/7—1/12, 4a) ... Skated a season-high 26:10 on 1/9 at ATL ... Tallied 14 points (2g-12a) on the road ... Averaged 2:38 of shorthanded TOI per game, fourth on the team. **2008-09:** Played in 64 games and recorded 12 points (1g-11a) ... Second among Caps defensemen and fourth on the team with a career-high +13 ... Averaged a career high 19:45 TOI ... Seven of his 12 points (1g-6a) came in the third period; recorded seven of his 11 assists in the final 10 minutes of the game or OT ... His 21 PIM were the fewest for any Cap defenseman who played more than 30 games ... Was +9 against division opponents ... Recorded 93 blocked shots, ranking fifth on the team ... Averaged 3:18 of shorthanded ice time per game, the fourth highest on the team... Team was 9-1-1 when he had a point ... Had three assists in the first six games of the season and had an assist in three straight games (11/6—11/10) ... Was a +4 at CAR (11/12) and vs. OTT (2/1) ... Suffered a broken finger 11/24 at MIN and missed 15 games ... Skated a season-high 26:34 on 2/11 at NYR... Recorded his first career shorthanded goal at PIT (1/14) ... Played only one playoff game due to injury. **2007-08:** Appeared in 72 games for Washington, posting 18 points (5g-13a) and 28 PIM ... Ranked first among Caps defensemen and fourth on the team with a +12 rating ... Second among Caps defensemen with five goals ... Third among Caps defensemen averaging 18:05 of ice

time ... Ranked third on the team with 90 blocked shots ... Played one game in Hershey during a brief AHL stint early in the season ... Scored first NHL goal 10/29 at TOR ... Led the team in ice time 11/2 vs. PHI (22:03) ... Registered first assist of the season 12/1 at FLA ... Posted season-high six points (4g-2a) in December ... Scored goals in three straight games from 12/8—12/12 ... Skated in season-high 25:33 1/5 at MTL ... Recorded his first career multiple-point game with two assists vs. EDM (1/17) ... Played his 100th NHL game 3/14 vs. ATL ... Limited to two playoff games due to injury. **2006-07:** Played in 38 games with the Capitals in his first professional season ... Recorded three points, all assists ... Third among Caps defensemen with 18:12 of average ice time ... Ranked 12th among NHL rookie defensemen in ice time ... Tied for second on the team in plus/minus rating with +5 ... Finished tied for eighth among NHL rookie defensemen in plus/minus rating ... Made his NHL debut vs. NJ (12/22) ... Played 34 straight games from 1/18—4/3, with a +7 rating in that time ... Recorded his first career point with an assist at CAR (1/26) ... Had a career-high four PIM vs. FLA (1/20) ... Posted a career high +4 vs. CAR (1/27) ... Played 44 games with Hershey (AHL) with 12 points (2g-10a) and a +20 rating ... Had one assist in 19 playoff games.

## Junior Career

Posted 107 points (22g-85a) in his four-year, 262-game WHL career, all with CGY. **2005-06:** Played 68 games for the CGY Hitmen of the WHL and shared the lead among team defensemen with 40 points (7g-33a) ... Tied for 13th among WHL defensemen in scoring ... Led the team with a +20 rating ... Scored four PPGs ... Played for Team WHL in the 2005 ADT Canada-Russia Challenge ... Shared the team lead in playoff scoring with 10 points (4g-6a) in 13 games ... Joined Hershey in the AHL playoffs at the conclusion of CGY's season ... Played seven playoff games for the Bears in their run to the Calder Cup ... Posted four points (1g-3a), including his first pro goal in his first game, vs. Wilkes-Barre/Scranton (5/7). **2004-05:** Played in all 72 games for CGY and was the team's second-highest scoring defenseman with 29 points (2g-27a) ... Appeared in 12 playoff games, notching two goals, one assist and six PIM. **2003-04:** Played all 72 games for CGY ... Recorded a career-best 11 goals, including four PPGs ... Ranked sixth on the team with 35 points ... Posted a +28 rating, leading CGY defensemen and third-best on the team. 2002-03: Played 50 games as a WHL rookie ... Posted two goals and an assist.

## Transactions

Selected by Washington in the first round, 27th overall, in 2004 Entry Draft.

## Personal

Plays golf and video games in his spare time ... Favorite athlete is Tom Brady ... Favorite tourist attractions in Washington, D.C., are the monuments.

# 55 JEFF SCHULTZ



## vs. the NHL

	GP	G	A	P	PIM
ANA	4	0	3	3	0
BOS	17	0	3	3	0
BUF	17	0	3	3	12
CGY	4	0	3	3	2
CAR	29	0	5	5	6
CHI	5	0	1	1	0
COL	3	0	0	0	4
CBJ	5	0	1	1	2
DAL	4	0	0	0	2
DET	6	1	0	1	2
EDM	5	0	4	4	2
FLA	32	1	3	4	10
LA	5	0	0	0	0
MIN	4	0	1	1	0
MTL	18	0	2	2	6
NSH	7	0	0	0	2
NJ	18	2	2	4	6
NYI	18	0	2	2	9
NYR	15	1	1	2	4
OTT	19	1	5	6	4
PHI	18	0	2	2	6
PHX	4	0	2	2	4
PIT	20	1	5	6	10
SJ	7	1	0	1	2
STL	4	0	0	0	2
TB	31	0	5	5	8
TOR	19	1	1	2	4
VAN	5	0	0	0	2
WPG	30	2	7	9	10

## Playoffs vs. the NHL

	GP	G	A	P	PIM
BOS	4	0	0	0	2
MTL	7	0	1	1	4
NYR	12	0	0	0	0
PHI	2	0	0	0	2
TB	4	0	0	0	6

## CAREER HIGHLIGHTS

### First NHL Game:

12/22/06 (WSH 1 vs NJ 4)

### First NHL Goal:

10/29/07 (WSH 7 at TOR 1, Toskala)

### First NHL Assist:

1/26/07 (WSH 2 at CAR 6)

### Most Goals in a Game:

1 (11 times, last: 2/13/12, WSH 3 vs. SJ 5)

### Most Assists in a Game:

2 (4 times, last: 3/3/10, WSH 3 at BUF 1)

### Most Points in a Game:

3 (10/22/09, WSH 5 at ATL 4, 1G-2A)

### Most Shots in a Game:

4 (3/15/07, WSH 3 at BOS 4)

### Most PIM in a Game:

5 (4/1/09, WSH 5 vs NYI 3)

### Most Ice Time in a Game:

26:35 (3/31/11, WSH 4 vs CBJ 3 OT)

### Longest Goal Streak:

3 (12/8/07-12/12/07, 3G)

### Longest Assist Streak:

3 (3 times, last: 1/7/10-1/12/10, 4A)

### Longest Point Streak:

3 (4 times, last: 1/7/10-1/12/10, 4A)

Penalty Shots: None

Shootouts: None

## PLAYOFF HIGHLIGHTS

### Most Assists in a Game:

1 (4/17/10, WSH 6 vs MTL 5 OT)

### Most Points in a Game:

1 (4/17/10, WSH 6 vs MTL 5 OT, 1A)

## CAREER STATISTICS

Year	Team	League	Regular Season													Playoffs				
			GP	G	A	Pts	PIM	+/-	PP	SH	GW	S	GP	G	A	Pts	PIM			
2000-01	Calgary Hawks	CBHA	27	7	8	15	20	-	-	-	-	-	-	-	-	-	-	-	-	-
2001-02	Calg. Rangers	CBHL	27	5	18	23	42	-	-	-	-	-	-	-	-	-	-	-	-	-
2002-03	Calgary	WHL	50	2	1	3	4	-	-	-	-	-	-	4	0	0	0	0	0	
2003-04	Calgary	WHL	72	11	24	35	33	-	-	-	-	-	-	7	1	1	2	0	0	
2004-05	Calgary	WHL	72	2	27	29	31	-	-	-	-	-	-	12	2	1	3	6	6	
2005-06	Calgary	WHL	68	7	33	40	36	-	-	-	-	-	-	13	4	6	10	6	6	
	Hershey	AHL	-	-	-	-	-	-	-	-	-	-	-	7	1	3	4	4	4	
2006-07	CAPITALS	NHL	38	0	3	3	16	5	0	0	0	22	-	-	-	-	-	-	-	
	Hershey	AHL	44	2	10	12	39	-	-	-	-	-	19	0	1	1	18	-	-	
2007-08	CAPITALS	NHL	69	5	12	17	28	12	0	0	0	36	2	0	0	0	2	-	-	
	Hershey	AHL	1	0	0	0	0	-	-	-	-	-	-	-	-	-	-	-	-	
2008-09	CAPITALS	NHL	64	1	11	12	21	13	0	1	0	40	1	0	0	0	0	-	-	
2009-10	CAPITALS	NHL	73	3	20	23	32	*50	0	0	0	43	7	0	1	1	4	-	-	
2010-11	CAPITALS	NHL	72	1	9	10	12	6	0	0	1	34	9	0	0	0	6	-	-	
2011-12	CAPITALS	NHL	54	1	5	6	12	-2	0	0	0	22	10	0	0	0	2	-	-	
<b>NHL/CAPITALS TOTALS</b>			<b>373</b>	<b>11</b>	<b>61</b>	<b>72</b>	<b>121</b>	<b>84</b>	<b>0</b>	<b>1</b>	<b>1</b>	<b>197</b>	<b>29</b>	<b>0</b>	<b>1</b>	<b>1</b>	<b>14</b>			

WHL East Second All-Star Team (2006)



# JOEL WARD

Right Wing • Height: 6'1" • Weight: 226 • Shoots: Right  
Born: December 2, 1980 (Toronto, Ontario)  
Acquired: Signed as a free agent, July 1, 2011

# 42

## 2011-12

Finished the season T-1st on the team in plus/minus (+12)...Missed 7 games (3/23-4/5) due to injury...Assisted on GWG on 2/25 at TOR...Scored his 6th goal of the season on 2/24 vs. MTL...Assisted on GWG on 1/11 vs. PIT...Scored his 1st goal since Nov. 5 on Jan. 7 at SJ...Scored his 4th goal of the season on 11/5 at NYI...Scored a goal and added an assist on 11/1 vs. ANA; first multi-point game with WSH...Scored his 2nd goal of the season on 10/22 vs. DET...Scored his 1st goal of the season and with WSH on 10/20 at PHI...Tallied his 2nd assist in as many games on 10/10 vs. TB...Recorded his 100th career NHL point and 1st point as a Capital with his assist on 10/8 vs. CAR...Made his WSH debut on 10/8 vs. CAR ... Finished ranked t-5th on the team in postseason points ... Finished 5th on WSH in hits (28) during the playoffs ... Ranked t-3rd on WSH in postseason assists ... Had a three-game point streak (1G-2A) from 4/21-4/25 ... Scored the GWG at 2:57 of overtime in Game 7 of ECQF at BOS.

## Career

**2010-11:** Finished tied for ninth on NSH in points (29), tied for eighth in goals (10), eighth in assists (19) and seventh in penalty minutes (42) ... Finished second on NSH in game-winning goals (4) and fourth in power play goals (5) ... Ranked fourth on the team with 157 shots ... Ranked second among NSH forwards in blocked shots (57), third in takeaways (51) and fourth in hits (67) ... Set career highs in games played (80), penalty minutes, power play goals, game-winning goals, shots and hits ... Played in his 200th career game on 1/5 at ANA ... Scored in three consecutive games March 8-12, including back-to-back game-winning goals against MIN and COL ... Went +11 in home games ... Had four multi-point games ... Led the team in goals (7), assists (6) and points (13) in 12 games during the 2011 Stanley Cup playoffs ... Recorded a point in 10 of NSH's 12 postseason games (including two, five-game streaks) ... Had eight points (4g-4a) in the second round vs. VAN ... Had three points (1g-2a) in Game 5 of the WCSF vs. VAN. **2009-10:** Set a career high in assists (21)... Also posted personal bests in shots (134) and average ice time (17:32)... The team went 23-2-1 when he registered a point, and is 20-4-3 since the start of the 2008-09 season when he scores a goal... Tied a personal best in power-play goals (3)... Ranked third on the club in even-strength assists (20)... Finished tied for 16th among NHL forwards in both blocked shots (62) and takeaways (62)... Ranked second among team forwards in average shorthanded time on ice (1:56)... Notched his first career three-point game (1g-2a) on Nov. 17 vs. SJ... Played in his 100th career NHL contest on Oct. 29 vs. CHI... NSH's nominee for the Bill Masterton Memorial Trophy... Missed 11 games due to injury. **PLAYOFFS:** Tied for second on the team in goals (2) and third in points (4)... Notched an assist in his NHL playoff debut in Game One... Scored his first career playoff goal and posted a +3 rating in Game Three... Scored the fourth

shorthanded goal in the club's playoff history in Game Five as part of his first career multi-point performance in the playoffs (1g-1a). **2008-09:** Tied for fourth on the club in goals (17) and ranked third in shooting percentage (12.8%)... One of three Predators to notch multiple shorthanded goals (2)... Tied for eighth among NHL forwards in blocked shots (69)... Led NSH forwards in takeaways (60)... Posted the first multi-goal/point game of his career with a pair, including the game winner, in a 3-0 victory over DAL on Dec. 13... Posted two four-game point streaks (3g-4a, Feb. 24-March 6; 2g-2a, March 28-April 3) and one three-game streak (4g-1a, March 16-19) in the final 21 games of the season. **2007-08:** Led the Houston Aeros (AHL) in goals (21), points (41) and tied for second on the club in assists (20) ... Also ranked second on the Aeros in game-winning goals (5) and tied for the club lead in shorthanded markers (2). **2006-07:** Appeared in 11 games with MIN, registering his first NHL point/assist in his fifth career game in his hometown of TOR on Dec. 26, 2006. **2005-06:** Played his first professional season with Houston ... Tied for second on Houston in goals (4) during the 2006 Calder Cup Playoffs ... Also tied for the club lead in plus/minus rating (+4) during the 2006 postseason ... Signed his first pro contract with Houston (AHL) on Dec. 4, 2005.

## Junior Career

Played four seasons at the University of Prince Edward Island (2001-05), notching 135 points (76g-76a) in 96 games. **2004-05:** Earned AUS conference MVP honors, the CIS Most Sportsmanlike Player award and was named to the CIS All-Canada team as a senior ... Named U.P.E.I.'s team MVP his sophomore, junior and senior seasons ... One of just three U.P.E.I. Panther alumni to have appeared in an NHL contest ... Spent four seasons with the Owen Sound Attack (OHL) from 1997-2001, registering 152 points (76g-76a) in 235 games.

## NHL Transactions

Signed with MIN as a free agent, September 27, 2006 ... Signed with NSH as a free agent, July 14, 2008 ... Signed with Washington as a free agent, July 1, 2011.

## Personal

Nickname: "Ward-o" or "Moose" ... Active in Big Brothers/Big Sisters and the NHL's Hockey is for Everyone initiatives ... Has a sociology degree from U.P.E.I. ... Favorites include West Indian food (favorite food), Bob Marley and Nas (musicians), Barbados (vacation destination), Toronto Blue Jays (non-hockey sports team), Quiet Strength by Tony Dungy (book) and Adam Graves (player growing up) ... Lists Jackie Robinson and Martin Luther King Jr. as the historical figures he would have most like to have met ... Has a cat named Leo.

# 42 JOEL WARD



## vs. the NHL

	GP	G	A	P	PIM
ANA	12	4	4	8	8
BOS	5	0	3	3	0
BUF	6	0	1	1	6
CGY	13	0	3	3	9
CAR	9	0	2	2	2
CHI	21	4	6	10	4
COL	9	2	1	3	6
CBJ	18	1	6	7	4
DAL	12	2	2	4	6
DET	20	7	5	12	2
EDM	14	2	6	8	2
FLA	10	2	1	3	4
LA	12	3	3	6	4
MIN	12	3	3	6	4
MTL	6	1	0	1	2
NSH	2	0	0	0	2
NJ	8	0	0	0	0
NYI	7	2	1	3	4
NYR	6	0	0	0	4
OTT	7	0	1	1	6
PHI	7	2	2	4	2
PHX	12	1	4	5	4
PIT	7	0	4	4	0
SJ	13	5	2	7	4
STL	19	2	3	5	8
TB	8	0	3	3	0
TOR	8	0	3	3	4
VAN	16	2	1	3	4
WSH	4	0	0	0	2
WPG	10	1	1	2	2

## Playoffs vs. the NHL

	GP	G	A	P	PIM
ANA	6	3	2	5	6
BOS	7	1	2	3	0
CHI	6	2	2	4	2
NYR	7	0	2	2	6
VAN	6	4	4	8	0

## CAREER HIGHLIGHTS

### First NHL Game:

12/16/06 (MIN 1 at VAN 2)

### First NHL Goal:

10/10/11 (NSH 2 at STL 5, Legace)

### First NHL Assist:

12/26/06 (MIN 3 at TOR 4)

### Most Goals in a Game:

2 (3 times, last: 3/18/09, NSH 3 at ANA 4 OT)

### Most Assists in a Game:

2 (8 times, last: 1/15/11, NSH 3 vs. CHI 2 SO)

### Most Points in a Game:

3 (11/17/09, NSH 4 vs. SJ 3, 1G-2A)

### Most Shots in a Game:

7 (1/23/11, NSH 3 at EDM 2 SO)

### Most PIM in a Game:

5 (11/6/08, NSH 6 at CGY 7)

### Most Ice Time in a Game:

22:13 (11/21/09, NSH 4 vs. CBJ 3 SO)

### Longest Goal Streak:

3 (3 times, last: 3/8/11-3/12/11, 3G)

### Longest Assist Streak:

3 (2 times, last: 12/15/09-12/19/09, 5A)

### Longest Point Streak:

4 (2 times, last: 3/28/09-4/3/09, 2G-2A)

### Penalty Shots:

None

### Shootouts:

0/1

## PLAYOFF HIGHLIGHTS

### Most Goals in a Game:

2 (5/7/11, NSH 4 at VAN 3)

### Most Assists in a Game:

1 (12 times, last: 5/5/12, WSH 3 vs. NYR 2)


### Most Points in a Game:

3 (5/7/11, NSH 4 at VAN 3, 2g-1a)

## CAREER STATISTICS

Year	Team	League	Regular Season											Playoffs				
			GP	G	A	Pts	PIM	+/-	PP	SH	GW	S	GP	G	A	Pts	PIM	
1997-98	Owen Sound	OHL	47	8	4	12	14	-	-	-	-	-	11	1	1	2	5	
1998-99	Owen Sound	OHL	58	19	16	35	23	-	-	-	-	-	16	2	4	6	0	
1999-00	Owen Sound	OHL	63	23	20	43	51	-	-	-	-	-	-	-	-	-	-	
2000-01	Owen Sound	OHL	67	26	36	62	45	-	-	-	-	-	5	2	4	6	4	
	Long Beach	WCHL	-	-	-	-	-	-	-	-	-	-	8	0	0	0	0	
2001-02	U.P.E.I	CIS	22	13	14	27	16	-	-	-	-	-	-	-	-	-	-	
2002-03	U.P.E.I	CIS	19	11	15	26	24	-	-	-	-	-	-	-	-	-	-	
2003-04	U.P.E.I	CIS	27	14	24	38	42	-	-	-	-	-	-	-	-	-	-	
2004-05	U.P.E.I	CIS	28	16	28	44	42	-	-	-	-	-	-	-	-	-	-	
2005-06	Houston	AHL	66	8	14	22	34	-	-	-	-	-	8	4	2	6	4	
2006-07	Minnesota	NHL	11	0	1	1	0	E	0	0	0	12	-	-	-	-	-	
	Houston	AHL	64	9	14	23	45	-	-	-	-	-	-	-	-	-	-	
2007-08	Houston	AHL	79	21	20	41	47	-	-	-	-	-	4	0	2	2	0	
2008-09	Nashville	NHL	79	17	18	35	29	1	3	2	2	133	-	-	-	-	-	
2009-10	Nashville	NHL	71	13	21	34	18	-5	3	1	1	134	6	2	2	4	2	
2010-11	Nashville	NHL	80	10	19	29	42	-1	5	0	4	157	12	7	6	13	6	
2011-12	CAPITALS	NHL	73	6	12	18	20	12	0	0	0	79	14	1	4	5	6	
NHL TOTALS			314	46	71	117	109	7	11	3	7	515	32	10	12	22	14	





# WOJTEK WOLSKI

VOI-tehk VOHL-skee

# 17

Left Wing • Height: 6'3" • Weight: 215 • Shoots: Left  
Born: February 24, 1986 (Zabrze, Poland)  
Drafted: Colorado's first-round choice, 21st overall, in the 2004 Entry Draft  
Acquired: Signed as a free agent, July 11, 2012

## 2011-12

Completed his seventh NHL season ... Scored goal and SO winner 3/27 at MTL...Had season-high four-game point streak (1-4-5, 3/9-3/15) ... Recorded goal 3/15 vs. BOS ... Picked up two assists 3/13/ vs. TOR ... Registered assist 3/11 vs. CAR ... Had assist and two shots 3/9 at PIT ... Had goal on five shots 3/3 vs. NSH ... Recorded four shots in 13:42 TOI 3/1 at WPG ... Had assist on two shots 2/28 at TOR ... Finished with two shots in 16:30 TOI 2/26 vs. MTL ... Game-tying goal, four shots in 15:43 TOI in comeback win, 2/25 at CAR ... Acquired by FLA from the NYR on 2/25 ... Totaled three points (0-3-3) in nine games with NYR ... Totaled five points (3-2-5) in six games with CON (AHL).

## Career

**2010-11:** Acquired from PHX on 1/10 in exchange for Michal Rozsival ... Ranked 2nd on the Rangers with four shootout goals, 3rd with a 50.0% shootout percentage and t-3rd with one shootout game-deciding goal ... T-3rd on the team with a plus-10 rating ... Recorded his first point as a Ranger with the game-winning, power-play goal in a 1-0 win vs. VAN on 1/13, becoming the fourth player in Rangers history whose first goal for the team came in a 1-0 game (and the first in over 84 years, with Bill Cook, Taffy Abel and Bill Boyd accomplishing the feat in the Rangers' first 11 games in franchise history) ... Registered the game-tying goal with 1:50 remaining in regulation and tallied the game-deciding goal in a 4-3 shootout win at CAR on 2/22 ... Tallied one goal and added his first assist as a Ranger vs. PHI on 1/16 ... Logged 19:39 of ice time while making his Rangers debut vs. MTL on 1/11 ... Tallied 13 points (four goals, nine assists) in his first 19 games to begin the season from 10/9 at BOS to 11/23 vs. EDM ... Tied for the team lead in points (three) and assists (two) while skating in five playoff contests ... Tallied one assist while making his Rangers playoff debut on 4/13 at WSH, and notched his first playoff goal as a Blueshirt on 4/23 at WSH. **2009-10:** Split the season between PHX and COL ... Established career-highs in goals (23), assists (42), points (65), games played (80), and plus/minus rating (plus-21) ... Led PHX in points, assists and plus/minus rating ... Recorded 18 points (six goals, 12 assists) in 18 games with the Coyotes and finished the regular season with a five-game assist/point streak from 3/31 at CGY to 4/10 at SJ (one goal, five assists over the span) ... Tallied his career-high 23rd goal of the season and added an assist vs. NSH on 4/7 ... Recorded his 200th career NHL point with a goal, and added an assist vs. CHI on 3/20 ... Recorded the GWG with 0:23 remaining in the third period in his Coyotes debut vs. COL on 3/4 ... Traded to PHX from COL on 3/3 ... Skated in his 300th NHL game on 2/12 vs. PHX ... Notched the GWG, registered a career-high, eight shots on goal, and posted a plus-three rating on 2/6 vs. EDM ... Led COL in scoring with 15 points (five goals, 10 assists) during the month of December ... Posted a season-high, seven-game scoring streak (two goals, eight assists over the span) from 11/27 at MIN to 12/7 at STL ... Tied his career-high with three assists on 12/7 at STL ... Tallied his 100th NHL assist on 11/20 at VAN ... Notched eight goals in October, the most by a COL player in October since Peter Forsberg tallied nine in 2000-01 ... Registered two goals in COL's season opener vs. SJ on 10/1 ... Recorded five points (four goals, one assist) in seven playoff contests with PHX ... Led the Coyotes in playoff goals and t-2nd on the team in points ... Scored a goal in each of the first three games of the first-round series. **2008-09:** Led all NHL players in shootout goals (10) and shootout percentage (83.3%) ... Tied the NHL record for most shootout goals in a single season, set by Jussi Jokinen in 2005-06 ... Finished 3rd on the Avalanche in scoring with 42 points while playing in a career-high 78 games ... Notched his second career overtime goal on 2/17 vs. Ottawa ... Was named the NHL's First Star of the Week for the week ending 1/11, registering six points (four goals, two assists) in three contests over the span ... Appeared in his 200th NHL game on 1/4 vs. MIN ... Tallied his first career shorthanded goal on 12/4 at NSH ... Registered two goals, 1:36 apart, on 11/29 vs. TB, the fastest two goals by an Avalanche player since Milan Hejduk (0:34) on 1/17/06 vs. TOR. **2007-08:** Ranked 3rd on

the Avalanche in assists (30), 4th in points (48) and 5th in goals (18) ... T-1st on the team with six GWGs, and ranked 5th with a plus- 10 rating ... Registered a career-high, eight-game scoring streak (four goals, five assists over the span) from 10/13 vs. CBJ to 11/1 vs. PIT ... Recorded his 100th career point with an assist on 3/24 vs. CGY ... Tied his career-high with three assists on 2/9 at VAN ... Registered his first career overtime goal and added an assist on 12/21 vs. NYR ... Notched a season-high, two goals vs. STL on 12/9 ... Skated in his 100th NHL game on 11/7 vs. EDM ... Tallied three points (one goal, two assists), including the GWG vs. CGY on 11/5 ... Recorded five points (two goals, three assists) in seven playoff contests. **2006-07:** Ranked 4th among NHL rookies in scoring with 50 points ... Along with teammate Paul Stastny, became only the third NHL rookie duo since 1993-94 to both reach 50 points in the same season ... Ranked 5th among NHL rookies in goals (22), assists (28), power-play goals (seven), power play assists (10), and power play points (17), 6th in shots (165), and 8th in shooting percentage (13.3%) ... Skated in the NHL's YoungStars Game on 1/23 in DAL, recording two assists in the contest ... Notched his first career multi-goal game with two goals, including the game-winner, vs. CHI on 12/23 ... Named NHL Rookie of the Month for December, registering 11 points (five goals, six assists) in 13 games ... Became the first Avalanche player to win rookie of the month honors since Radim Vrbata in February 2002 ... Recorded a career-high, four points (one goal, three assists) on 11/25 vs. VAN. **2005-06:** Began the season with the Avalanche, recording six points (two goals, four assists) in nine games before being sent to his junior team on 10/26 ... Made his NHL debut in COL's season opener on 10/5 at EDM ... Became the third youngest player to skate for the Avalanche (19 years and 223 days) ... Registered three points (one goal, two assists), including his first career point with a goal on 10/10 vs. CGY ... Registered four points (one goal, three assists) in eight playoff games ... Tallied one goal and two assists while making his playoff debut in Game 1 of the WCQF at DAL on 4/22 ... Became the fourth player in Avalanche franchise history to post three points in his first NHL playoff game, joining Michel Goulet, Peter Stastny and Anton Stastny.

## International

**2002-03:** Served as an alternate captain for Ontario's Under-17 team at the 2003 Canada Winter Games and finished 3rd in the tournament in scoring ... Was an alternate captain and linemate of Sidney Crosby on Team Canada at the 2003 Under-18 World Cup tournament. **2001-02:** Played for the St. Michael's Buzzers of the Provincial Junior A League before being drafted 3rd overall in the 2002 OHL draft.

## NHL Transactions

COL's first-round pick, 21st overall, in the 2004 NHL Entry Draft ... Acquired by PHX from COL in exchange for Peter Mueller and Kevin Porter, March 3, 2010 ... Acquired by NYR from PHX in exchange for Michal Rozsival ... Acquired by FLA from the NYR in exchange for Mike Vernace and a third-round selection in the 2013 NHL Entry Draft, Feb. 25, 2012. ... Signed with Washington as a free agent, July 11, 2012.

## Personal

Born in Zabrze, Poland ... Moved with his family to Berlin, Germany, when he was two years old ... Emigrated to Canada with his family in 1990, when he was four years old ... Resided in Toronto before moving to Mississauga in 1997 ... Speaks fluent Polish ... His uncle, Stefan Mila, played professional soccer in Poland ... Has a Yorkshire Terrier as a pet ... His first job was as a dryer at a car wash ... Is taking lessons for his pilot license ... Is an avid fan of architecture ... Built a model of his dream home when he was 13, and hopes to build a similar house someday.

# 17 WOJTEK WOLSKI



## vs. the NHL

	GP	G	A	P	PIM
ANA	17	3	4	7	4
BOS	8	2	3	5	0
BUF	7	1	1	2	6
CGY	29	7	17	24	8
CAR	12	4	7	11	2
CHI	19	8	7	15	4
COL	3	2	2	4	2
CBJ	18	5	6	11	2
DAL	20	4	9	13	6
DET	20	2	6	8	2
EDM	34	12	13	25	10
FLA	8	1	3	4	0
LA	17	2	7	9	4
MIN	31	3	12	15	4
MTL	11	1	2	3	0
NSH	22	9	8	17	11
NJ	7	2	1	3	0
NYI	5	1	1	2	0
NYR	3	1	1	2	2
OTT	9	1	4	5	4
PHI	10	2	5	7	4
PHX	12	2	1	3	6
PIT	9	4	6	10	2
SJ	17	2	5	7	4
STL	15	3	8	11	0
TB	8	4	1	5	4
TOR	8	0	9	9	0
VAN	27	5	13	18	14
WSH	7	1	1	2	2
WPG	11	1	0	1	0

## Playoffs vs. the NHL

	GP	G	A	P	PIM
ANA	3	0	0	0	2
DAL	5	1	3	4	0
DET	8	4	1	5	0
MIN	6	2	3	5	2
NJ	2	0	0	0	4
WSH	5	1	2	3	0

## CAREER HIGHLIGHTS

<b>First NHL Game:</b> 10/5/05 (COL 3 at EDM 4)	<b>Most Shots in a Game:</b> 8 (2/6/10, COL 3 vs. EDM 0)	<b>Penalty Shots:</b> None
<b>First NHL Goal:</b> 10/10/05 (COL 7 vs. CGY 3, Kiprusoff)	<b>Most PIM in a Game:</b> 7 (1/22/10, COL 2 vs. NSH 1)	<b>Shootouts:</b> 25/58
<b>First NHL Assist:</b> 10/10/05 (COL 7 vs. CGY 3)	<b>Most Ice Time in a Game:</b> 25:06 (1/21/09, COL 5 vs. LA 6)	<b>PLAYOFF HIGHLIGHTS</b>
<b>Most Goals in a Game:</b> 2 (8 times, last: 12/19/09, COL 5 vs. CBJ 2)	<b>Longest Goal Streak:</b> 3 (3 times, last: 2/17/09-2/22/09, 3G)	<b>Most Goals in a Game:</b> 1 (8 times, last: 4/23/11, NYR 1 at WSH 3)
<b>Most Assists in a Game:</b> 3 (4 times, last: 1/18/10, COL 6 vs. EDM 0)	<b>Longest Assist Streak:</b> 5 (3/31/10-4/10/10, 5A)	<b>Most Assists in a Game:</b> 2 (2 times, last: 4/9/08, COL 3 at MIN 2 OT)
<b>Most Points in a Game:</b> 4 (11/25/06, COL 4 vs. VAN 1, 1G-3A)	<b>Longest Point Streak:</b> 8 (10/13/07-11/1/07, 4G-5A)	<b>Most Points in a Game:</b> 3 (4/22/06, COL 5 at DAL 2, 1G-2A)

## CAREER STATISTICS

Year	Team	League	Regular Season											Playoffs					
			GP	G	A	Pts	PIM	+/-	PP	SH	GW	S	GP	G	A	Pts	PIM		
2001-02	St. Michael's	OPJHL	33	16	33	49	40	-	-	-	-	-	-	-	-	-	-	-	-
2002-03	Brampton	OHL	64	25	32	57	26	3	-	-	-	-	11	5	0	5	6		
2003-04	Brampton	OHL	66	29	41	70	30	4	-	-	-	-	12	5	3	8	8		
2004-05	Brampton	OHL	67	29	44	73	41	-6	-	-	-	-	6	2	5	7	6		
2005-06	Brampton	OHL	56	47	81	128	46	21	-	-	-	-	11	7	11	18	4		
	Colorado	NHL	9	2	4	6	4	-5	2	0	0	9	8	1	3	4	2		
2006-07	Colorado	NHL	76	22	28	50	14	2	7	0	2	165	-	-	-	-	-		
2007-08	Colorado	NHL	76	18	30	48	14	10	4	0	6	158	7	2	3	5	2		
2008-09	Colorado	NHL	78	14	28	42	28	-13	2	1	3	169	-	-	-	-	-		
2009-10	Colorado	NHL	62	17	30	47	21	15	2	0	4	156	-	-	-	-	-		
	Phoenix	NHL	18	6	12	18	6	6	0	0	1	39	7	4	1	5	0		
2010-11	Phoenix	NHL	36	6	10	16	10	-6	0	0	0	57	-	-	-	-	-		
	NY Rangers	NHL	37	6	13	19	8	12	1	0	1	78	5	1	2	3	0		
2011-12	NY Rangers	NHL	9	0	3	3	2	-2	0	0	0	11	-	-	-	-	-		
	Connecticut	AHL	6	3	2	5	0	-1	-	-	-	-	-	-	-	-	-		
	Florida	NHL	22	4	5	9	0	-3	0	0	0	39	2	0	0	0	4		
<b>NHL TOTALS</b>			<b>424</b>	<b>95</b>	<b>163</b>	<b>258</b>	<b>107</b>	<b>16</b>	<b>18</b>	<b>1</b>	<b>17</b>	<b>881</b>	<b>29</b>	<b>8</b>	<b>9</b>	<b>17</b>	<b>8</b>		

OHL First All-Star Team (2004) • OHL Most Outstanding Player (2006) • OHL Most Sportsmanlike Player (2006) • OHL Second All-Star Team (2006)



# BRANDON ANDERSON

Goaltender  
 Height: 6'0" • Weight: 183  
 Catches: Left  
 Born: July 13, 1992  
 (Langley, British Columbia)  
 Acquired: Signed as a free agent Sept. 21, 2010

CAREER STATISTICS			Regular Season											Playoffs				
Year	Team	League	GP	W	L	T	MIN	GA	SO	GAA	SA	SPCT	GP	W	L	Min	GAA	
2008-09	Lethbridge	WHL	5	0	1	0	175	12	0	4.11	90	.882	1	0	1	60	5.00	
2009-10	Lethbridge	WHL	37	12	19	2	2009	117	0	3.49	970	.892	-	-	-	-	-	
2010-11	Lethbridge	WHL	59	17	26	12	3282	206	0	3.77	1641	.888	-	-	-	-	-	
2011-12	Lethbridge	WHL	6	2	3	0	365	23	0	3.78	194	.894	-	-	-	-	-	
	Brandon	WHL	31	13	14	0	1562	103	0	3.96	824	.889	1	0	0	45	2.66	

## Career

**2011-12:** Traded from Lethbridge to Brandon on 10/16 ... Was assigned to Hershey (AHL) on 4/17, but did not appear in any games. **2010-11:** Ranked ninth in the WHL in minutes played with 3282 ... Ranked fifth in the WHL with 1641 saves ... Set career highs in games played (59) and wins (17). **2009-10:** Played in 37 games during his rookie season with Lethbridge ... Second among rookie goaltenders with .970 save percentage and 2009 minutes played. **2008-09:** Stopped 21 out of 26 shots he faced in his first playoff game at Saskatoon for a 5-1 loss (Saskatoon goalie was Caps goaltender Braden Holtby).




# MIKE CARMAN

Center  
 Height: 6'0" • Weight: 180  
 Shoots: Left  
 Born: April 14, 1988  
 (Apple Valley, Minn.)  
 Drafted: Colorado's third-round choice, 81st overall, in the 2006 Entry Draft  
 Acquired: Traded from Colorado for D Danny Richmond on Feb. 2, 2012

CAREER STATISTICS			Regular Season											Playoffs				
Year	Team	League	GP	G	A	Pts	PIM	+/-	PP	SH	GW	S	GP	G	A	Pts	PIM	
2005-06	U.S. National U18	USDP	60	21	33	54	102	0	-	-	-	-	-	-	-	-	-	
	USA National U18	NAHL	17	6	10	16	24	0	-	-	-	-	-	-	-	-	-	
	USA U18	WJC-18	6	4	4	8	10	7	-	-	-	-	-	-	-	-	-	
2006-07	Univ. of Min.	NCAA	41	9	11	20	55	11	-	-	-	-	-	-	-	-	-	
	USA U20	WJC-20	7	1	0	1	4	1	-	-	-	-	-	-	-	-	-	
2007-08	Univ. of Min.	NCAA	23	4	7	11	28	-2	-	-	-	-	-	-	-	-	-	
	USA U20	WJC-20	6	2	1	3	10	3	-	-	-	-	-	-	-	-	-	
2008-09	Univ. of Min.	NCAA	32	8	9	17	32	-2	-	-	-	-	-	-	-	-	-	
2009-10	Univ. of Min.	NCAA	39	8	10	18	39	-6	-	-	-	-	-	-	-	-	-	
	Lake Erie	AHL	10	2	0	2	10	5	-	-	-	-	-	-	-	-	-	
2010-11	Lake Erie	AHL	69	9	8	17	59	-6	-	-	-	-	7	0	1	1	2	
2011-12	Lake Erie	AHL	28	3	3	6	10	-2	-	-	-	-	-	-	-	-	-	
	Hershey	AHL	32	7	5	12	31	-4	-	-	-	-	5	1	0	1	0	

## Career

**2011-12:** Recorded career highs in goals and points ... Was acquired by WSH on 2/2 and assigned to Hershey. **2010-11:** Spent his first full professional season with LE ... Led the Monsters and tied for the league lead with six SHG, a club record. **2009-10:** Ranked 5th on the Gophers in goals and 6th in points ... Signed an entry-level contract with COL on 3/19. **2008-09:** Led the Gophers in face-off percentage at 52.4%. **2007-08:** Helped Team USA to a 4th-place finish at the 2008 IIHF World Junior Championship in Pardubice, Czech Republic ... Helped the U.S. Men's Select Team to a 2nd-place finish at the 2007 Deutschland Cup in Germany. **2006-07:** Led the Gophers in both SHG (3) and GWG (4-tied) ... Helped Team USA capture the bronze medal at the 2007 IIHF World Junior Championship in Sweden. **2005-06:** Finished third on the U.S. National Under-18 Team in scoring ... Captured a gold medal with Team USA at the 2006 IIHF World Under-18 Championship in Sweden.



# MATT CLACKSON

Right Wing/Left Wing  
 Height: 6'0" • Weight: 205  
 Shoots: Right  
 Born: April 26, 1985  
 (Saskatoon, Saskatchewan)

Drafted: Philadelphia's seventh-round choice, 215th overall, in the 2005 Entry Draft  
 Acquired: Signed as a free agent July 14, 2012

CAREER STATISTICS			Regular Season											Playoffs				
Year	Team	League	GP	G	A	Pts	PIM	+/-	PP	SH	GW	S	GP	G	A	Pts	PIM	
2003-04	Chicago	USHL	42	5	4	9	108	-8	-	-	-	-	5	0	1	1	8	
2004-05	Chicago	USHL	56	10	15	25	270	0	-	-	-	-	8	0	2	2	26	
2005-06	W. Mich. Univ.	NCAA	34	1	1	2	52	-8	-	-	-	-	-	-	-	-	-	
2006-07	W. Mich. Univ.	NCAA	36	0	8	8	80	-7	-	-	-	-	-	-	-	-	-	
2007-08	W. Mich. Univ.	NCAA	35	3	3	6	48	-12	-	-	-	-	-	-	-	-	-	
	Philadelphia	AHL	2	0	0	0	19	-1	-	-	-	-	-	-	-	-	-	
2008-09	Philadelphia	AHL	80	3	6	9	263	-10	-	-	-	-	4	0	0	0	4	
2009-10	Adirondack	AHL	60	2	4	6	174	-5	-	-	-	-	-	-	-	-	-	
2010-11	Adirondack	AHL	62	1	3	4	118	-3	-	-	-	-	-	-	-	-	-	
2011-12	Chicago	AHL	43	1	1	2	193	-3	-	-	-	-	1	0	0	0	2	

## Career

**2011-12:** Led the team in penalty minutes despite playing in only 43 games ... Ranked 8th in the league in penalty minutes. **2010-11:** Ranked 3rd on the team in penalty minutes, behind fellow Capital prospect Kevin Marshall ... Was traded to PHX along with a 3rd-round pick for Ilya Bryzgalov on 6/8. **2009-10:** Led Adirondack in penalty minutes despite playing in just 60 games. **2008-09:** Played in his first full professional season and ranked 3rd in the AHL in penalty minutes ... Led all AHL rookies in penalty minutes ... Tallied career highs in goals, assists, points and penalty minutes ... Was one of four PHL players to play in all 80 games.



# BRETT FLEMMING

Defense  
 Height: 5'11" • Weight: 189  
 Shoots: Right  
 Born: February 26, 1991  
 (Regina, Saskatchewan)  
 Drafted: Capitals' fifth-round choice, 145th overall, in the 2009 Entry Draft

CAREER STATISTICS			Regular Season											Playoffs				
Year	Team	League	GP	G	A	Pts	PIM	+/-	PP	SH	GW	S	GP	G	A	Pts	PIM	
2007-08	Mississauga	OHL	47	1	9	10	30	-	-	-	-	-	4	0	0	0	6	
	Canada	WJU17	6	0	0	0	0	-	-	-	-	-	-	-	-	-	-	
2008-09	Mississauga	OHL	64	3	25	28	89	-	-	-	-	-	10	1	3	4	2	
2009-10	Mississauga	OHL	68	1	23	24	90	-	-	-	-	-	16	0	5	5	10	
2010-11	Mississauga	OHL	68	4	39	43	79	-	-	-	-	-	20	1	12	13	28	
	Mississauga	M-Cup	5	0	1	1	4	-	-	-	-	-	-	-	-	-	-	
2011-12	Hershey	AHL	21	2	2	4	31	-3	-	-	-	-	-	-	-	-	-	
	South Carolina	ECHL	41	3	10	13	55	12	-	-	-	-	9	2	3	5	8	

## Career

**2011-12:** Finished first professional season splitting time between Hershey (AHL) and South Carolina (ECHL) ... Ranked 4th in plus/minus on SC ... Sent to SC on 12/30 ... Ranked t-4th on the team in playoff scoring, 1st among defensemen. **2010-11:** Tied for eighth among defensemen in the OHL with 43 points ... Ranked second on the team with 39 assists ... Led his team and the OHL with a +60 rating ... Named to the Third All-Star Team ... Ended the OHL playoffs with eight points (1g-7a) in OHL finals ... Finished sixth among OHL defensemen in playoff points (13) ... Named an alternate captain for Mississauga. **2009-10:** Ranked sixth on Mississauga in assists (23) and 10th in points (24) ... Fourth on the team with 90 PIM ... Finished fifth on the team at +22 ... **2008-09:** Finished tied for eighth on the team and third among defensemen with 28 points (3g-25a) in 64 games for the Mississauga St. Michael's Majors in the OHL ... Started the season with a four-game assist streak (5a) ... Had back-to-back two-point games on 12/14-19 ... Had his best month in December with eight points (1g-7a) in 11 games ... Had one goal and three assists in 10 playoff games 2007-08: Registered one goal, nine assists and ended the season with a +15 rating during his first season in the OHL ... Played in four playoff games registering six penalty minutes ... Won Gold Medal for Canada in the World Juniors Under-17





# STANISLAV GALIEV

Right Wing  
 Height: 6'2" • Weight: 187  
 Shoots: Right  
 Born: January 17, 1992  
 (Moscow, Russia)  
 Drafted: Capitals' third-round choice,  
 86th overall, in the 2010 Entry Draft

CAREER STATISTICS			Regular Season											Playoffs				
Year	Team	League	GP	G	A	Pts	PIM	+/-	PP	SH	GW	S	GP	G	A	Pts	PIM	
2008-09	Indiana	USHL	60	29	35	64	46	-	-	-	-	-	13	5	4	9	8	
2009-10	Saint John	QMJHL	67	15	45	60	38	-	-	-	-	-	21	8	11	19	14	
2010-11	Saint John	QMJHL	64	37	28	65	40	-	-	-	-	-	19	10	17	27	12	
	Saint John	M. Cup	-	-	-	-	-	-	-	-	-	-	4	1	2	3	6	
2011-12	Saint John	QMJHL	20	13	6	19	16	4	-	-	-	-	17	16	18	34	6	
	Saint John	M. Cup	-	-	-	-	-	-	-	-	-	-	4	1	1	2	2	

## Career

**2011-12:** Finished t-7th on Saint John in goals despite missing 48 games due to injury ... Helped Saint John reach the Memorial Cup for the second straight year ... Led the league in goals and points (tied) while helping Saint John win its second consecutive QMJHL championship. **2010-11:** Ranked second in the league with nine game-winning goals ... Set career highs in goals (37) and points (65) ... Ranked fifth in the league with 27 points (10g-17a) in 19 playoff games en route to the QMJHL championship. **2009-10:** Named to the QMJHL All-Rookie Team ... Played in the CHL/NHL Top Prospects Game and the QMJHL All-Star Game ... Was ranked 20th among North American skaters eligible for the 2010 NHL Entry Draft by Central Scouting ... Ranked fourth on Saint John in points (60) and second in assists (45) ... Ranked fourth on the team (second among forwards) at +41 ... He led QMJHL rookies in assists and plus/minus rating and was second in points ... Finished fourth on the team in playoff scoring with 19 points (8g-11a) in 21 games ... Led all QMJHL rookies in playoff scoring.



# PHILIPP GRUBAUER

Goaltender  
 Height: 6'1" • Weight: 184  
 Catches: Left  
 Born: November 25, 1991 (Rosenheim,  
 Germany)  
 Drafted: Capitals' fourth-round choice,  
 112th overall, in the 2010 Entry Draft

CAREER STATISTICS			Regular Season											Playoffs				
Year	Team	League	GP	W	L	T	MIN	GA	SO	GAA	SA	SPCT	GP	W	L	Min	GAA	
2006-07	Rosenheim Jr	Ger. Jr	6	-	-	-	354	49	-	8.32	-	-	3	-	-	180	4.00	
2007-08	Rosenheim Jr	Ger. Jr	23	-	-	-	1,288	71	-	3.31	-	-	3	-	-	181	2.65	
2008-09	Rosenheim	German-3	5	-	-	-	307	14	1	2.74	-	-	7	-	-	420	1.71	
	Belleville	OHL	17	7	8	0	947	62	0	3.93	-	.888	1	0	0	56	4.29	
2009-10	Germany	WJC	6	0	3	0	109	12	0	6.61	-	-	-	-	-	-	-	
	Windsor	OHL	19	13	1	2	1,011	40	2	2.37	-	.906	18	16	2	1094	2.69	
	Windsor	M-Cup	4	4	0	0	-	-	-	2.14	-	.930	-	-	-	-	-	
2010-11	Belleville	OHL	31	10	14	5	1,717	90	0	3.15	-	.913	-	-	-	-	-	
	Kingston	OHL	38	22	13	3	2,239	135	2	3.62	-	.903	-	-	-	-	-	
	Germany	WJC	6	0	4	0	175	13	0	4.44	-	.888	-	-	-	-	-	
2011-12	South Carolina	ECHL	43	23	13	0	2,536	94	1	2.22	1,057	.918	-	-	-	-	-	

## Career

**2011-12:** Played his first professional season and was named to the ECHL All-Rookie Team ... Ranked 3rd in the league in GAA and t-7th in SPCT ... Ranked 6th in wins despite missing eight games due to injury ... Was named ECHL Goaltender of the Month in November and Rookie of the Month in January. **2010-11:** Played in 38 games for Kingston ... Went 22-13-3 with two shutouts, a 3.62 GAA and .903 save percentage ... Went 7-2-1 with a 3.11 GAA and a .914 save percentage in nine games in November ... Stopped all 44 shots he faced for his first shutout of the season on 9/25 at Belleville ... Had a six-game winning streak from 10/30-11/19 ... Stopped a season-high 53 shots on 10/30 ... Went 11-7-2 on the road. **2009-10:** Was traded to Kingston (OHL) in the offseason ... Led Windsor to the OHL title and the Memorial Cup championship ... Went a combined 29-3-2 between regular season and playoffs for Windsor ... Named the OHL Goaltender of the Month for January ... Won all four starts in the Memorial Cup, with a 2.14 GAA and a .930 save percentage ... Led Germany to the championship of the Division I Group A World Junior Championship ... Named Germany's best player in the tournament ... Allowed only three goals in five games (0.64 GAA, .974 save percentage). **2008-09:** Represented Germany in the World Junior Championship.




# ZACH HAMILL

Center  
 Height: 5'11" • Weight: 181  
 Shoots: Right  
 Born: September 23, 1988 (Port Coquitlam, B.C.)  
 Drafted: Boston's first-round choice, 8th overall, in the 2007 Entry Draft  
 Acquired: From Boston for Chris Bourque, May 26, 2012

CAREER STATISTICS			Regular Season											Playoffs				
Year	Team	League	GP	G	A	Pts	PIM	+/-	PP	SH	GW	S	GP	G	A	Pts	PIM	
2005-06	Everett	WHL	53	21	38	59	28	18	-	-	-	-	15	3	11	14	4	
2006-07	Everett	WHL	69	32	61	93	90	16	-	-	-	-	12	2	8	10	16	
2007-08	Everett	WHL	67	26	49	75	88	1	-	-	-	-	4	0	3	3	2	
	Providence	AHL	7	0	5	5	6	4	-	-	-	-	9	1	3	4	0	
2008-09	Providence	AHL	65	13	13	26	40	7	-	-	-	-	16	1	5	6	4	
2009-10	Providence	AHL	75	14	30	44	24	0	-	-	-	-	-	-	-	-	-	
	<b>Boston</b>	<b>NHL</b>	<b>1</b>	<b>0</b>	<b>1</b>	<b>1</b>	<b>0</b>	<b>1</b>	<b>0</b>	<b>0</b>	<b>0</b>	<b>1</b>	-	-	-	-	-	
2010-11	Providence	AHL	68	9	34	41	66	4	-	-	-	-	-	-	-	-	-	
	<b>Boston</b>	<b>NHL</b>	<b>3</b>	<b>0</b>	<b>1</b>	<b>1</b>	<b>0</b>	<b>1</b>	<b>0</b>	<b>0</b>	<b>0</b>	<b>1</b>	-	-	-	-	-	
2011-12	Providence	AHL	41	8	13	21	24	5	-	-	-	-	-	-	-	-	-	
	<b>Boston</b>	<b>NHL</b>	<b>16</b>	<b>0</b>	<b>2</b>	<b>2</b>	<b>4</b>	<b>3</b>	<b>0</b>	<b>0</b>	<b>0</b>	<b>13</b>	-	-	-	-	-	
<b>NHL TOTALS</b>			<b>20</b>	<b>0</b>	<b>4</b>	<b>4</b>	<b>4</b>	<b>5</b>	<b>0</b>	<b>0</b>	<b>0</b>	<b>15</b>	-	-	-	-	-	

### Career

**2011-12:** Set NHL career highs in games played, assists, points, penalty minutes and plus/minus ... Was an alternate captain for PRO ... Ranked t-9th in goals despite playing in only 41 games. **2010-11:** Set professional career-highs in assists and penalty minutes and finished 2nd in scoring for PRO ... Scored his 100th professional point (goal) on 1/15 at CON ... Earned his 2nd career NHL recall on 2/3 ... Played in his 200th professional game on 2/23 at BPT ... Was named Providence's Player of the Month in February after tallying six points (two goals, four assists) in five games ... Finished his 3rd professional season with nine multiple-point games. **2009-10:** Set career-highs in games played, goals, assists and points to finish 2nd in scoring for PRO ... Rewarded with first career NHL recall on 4/10, making BOS debut the following day at WSH while recording first career NHL point with an assist ... Appeared in 100th professional game 12/19 at SPR ... Finished season with 11 multiple-point games. **2008-09:** Completed his first full professional season, ranking 4th among PRO rookies in points.



# TOMAS KUNDRATEK

Defense  
 Height: 6'2" • Weight: 200  
 Shoots: Right  
 Born: December 26, 1989 (Prerov, Czech Republic)  
 Drafted: New York Rangers' third-round choice, 90th overall, in the 2008 Entry Draft  
 Acquired: From New York Rangers for Francois Bouchard, Nov. 8, 2011

CAREER STATISTICS			Regular Season											Playoffs				
Year	Team	League	GP	G	A	Pts	PIM	+/-	PP	SH	GW	S	GP	G	A	Pts	PIM	
2007-08	HCTrinec U20	Czech U20	14	3	6	9	28	-	-	-	-	-	-	-	-	-	-	
	HCTrinec	Czech	14	0	1	1	10	-	-	-	-	-	7	0	2	2	8	
	HC Havirov	Czech2	17	1	0	1	12	-	-	-	-	-	-	-	-	-	-	
	C. Republic U20	WJC-20	6	1	0	1	2	-	-	-	-	-	-	-	-	-	-	
	C. Republic U20	International-Jr	16	1	0	1	12	-	-	-	-	-	-	-	-	-	-	
2008-09	Medicine Hat	WHL	51	4	19	23	63	-	-	-	-	-	1	0	6	6	12	
	C. Republic U20	WJC-20	6	0	6	6	10	-	-	-	-	-	-	-	-	-	-	
	C. Republic U20	International-Jr	6	0	6	6	10	-	-	-	-	-	-	-	-	-	-	
2009-10	Medicine Hat	WHL	65	2	33	35	62	-	-	-	-	-	12	1	5	6	23	
2010-11	Connecticut	AHL	70	2	10	12	42	-	-	-	-	-	6	0	2	2	2	
2011-12	Connecticut	AHL	7	0	2	2	2	-1	-	-	-	-	-	-	-	-	-	
	Hershey	AHL	55	12	11	23	34	3	-	-	-	-	-	-	-	-	-	
	<b>CAPITALS</b>	<b>NHL</b>	<b>5</b>	<b>0</b>	<b>0</b>	<b>0</b>	<b>2</b>	<b>0</b>	<b>0</b>	<b>0</b>	<b>0</b>	<b>2</b>	-	-	-	-	-	
<b>NHL/CAPITALS TOTALS</b>			<b>5</b>	<b>0</b>	<b>0</b>	<b>0</b>	<b>2</b>	<b>0</b>	<b>0</b>	<b>0</b>	<b>0</b>	<b>2</b>	-	-	-	-	-	

### Career

**2011-12:** Set AHL career highs in goals, assists and points ... Traded by NYR to WSH in exchange for Francois Bouchard on 11/8 ... Recorded his first goal with HER on 12/2 at SYR, also his first career GWG ... Led all HER blueliners in goals ... Earned his first NHL recall on 1/10 and made his NHL debut one night later against PIT at Verizon Center. **2010-11:** Posted his first career North American pro playoff point with an assist in Game 2 of ADSF on 4/16 at POR ... Had assists in back-to-back games, on 4/1 at PRO and 4/2 at SPR ... Posted his first career multiple-point game as a pro 12/21 at MAN, with two assists ... Recorded his first North American pro point (goal) on 10/30 at SPR. **2009-10:** Led Medicine Hat (WHL) defensemen in playoff points and assists, and t-3rd overall on team in playoff assists ... Tied for club lead in postseason penalty minutes ... Registered second-most regular-season assists among Tigers defensemen and finished 3rd among team blueliners in points.






# KEVIN MARSHALL

Defense  
 Height: 6'0" • Weight: 203  
 Shoots: Left  
 Born: March 10, 1989 (Boucherville, Quebec)  
 Drafted: Philadelphia's second-round choice, 41st overall, in the 2007 Entry Draft  
 Acquired: From Philadelphia for Matt Ford, February 2, 2012.

CAREER STATISTICS														Regular Season					Playoffs				
Year	Team	League	GP	G	A	Pts	PIM	+/-	PP	SH	GW	S	GP	G	A	Pts	PIM						
2004-05	Charles-Lemoy	QMAAA	39	2	9	11	88	0					5	0	1	1	16						
2005-06	Lewiston	QMJHL	60	1	10	11	112	5					6	0	1	1	14						
	Canada Qué. U17	WHC-17	6	1	2	3	12	0	-	-	-	-	-	-	-	-	-						
2006-07	Lewiston	QMAAA	70	5	27	32	141	34	-	-	-	-	17	0	7	7	38						
2007-08	Lewiston	QMAAA	66	11	24	35	143	0	-	-	-	-	6	1	1	2	12						
2008-09	Québec	QMJHL	61	9	29	38	125	23	-	-	-	-	-	-	-	-	-						
2009-10	Adirondack	AHL	75	2	7	9	80	-8	-	-	-	-	-	-	-	-	-						
2010-11	Adirondack	AHL	78	3	11	14	120	-9	-	-	-	-	-	-	-	-	-						
2011-12	Adirondack	AHL	32	2	3	5	55	-6	-	-	-	-	-	-	-	-	-						
	Hershey	AHL	31	0	1	1	61	0	-	-	-	-	5	0	2	2	10						
	Philadelphia	NHL	10	0	0	0	8	-1	0	0	0	6	-	-	-	-	-						
<b>NHL TOTALS</b>			<b>10</b>	<b>0</b>	<b>0</b>	<b>0</b>	<b>8</b>	<b>-1</b>	<b>0</b>	<b>0</b>	<b>0</b>	<b>6</b>	-	-	-	-	-						

## Career

**2011-12:** Made his NHL debut with PHI on 11/21 vs. CAR, earning 14:11 of ice time ... Acquired from PHI by WSH in exchange for Matthew Ford on 2/2 ... Was the longest-tenured member of the ADR prior to being traded (185 games). **2010-11:** Finished 2nd on ADR in penalty minutes ... Collected career highs in goals, assists, points and penalty minutes. **2009-10:** Made his professional debut on 10/3 in the season opener vs. WOR ... Recorded his first career professional point by scoring the GWG in the third period on 10/16 vs. HER ... Scored his second goal of the year and recorded his first career pro fighting major on 11/21 at WBS.




# PATRICK McNEILL

Defense  
 Height: 6'0" • Weight: 195  
 Shoots: Left  
 Born: March 17, 1987 (Strathroy, Ontario)  
 Drafted: Capitals' fourth-round choice, 118th overall, in the 2005 Entry Draft

CAREER STATISTICS														Regular Season					Playoffs				
Year	Team	League	GP	G	A	Pts	PIM	+/-	PP	SH	GW	S	GP	G	A	Pts	PIM						
2002-03	Strathroy	OHA-B	45	6	13	19	53	-	-	-	-	-	-	-	-	-	-						
2003-04	Saginaw	OHL	57	3	11	14	28	-	-	-	-	-	-	-	-	-	-						
2004-05	Saginaw	OHL	66	7	26	33	31	-	-	-	-	-	-	-	-	-	-						
2005-06	Saginaw	OHL	68	21	56	77	64	-	-	-	-	-	4	1	3	4	6						
2006-07	Saginaw	OHL	58	22	36	58	49	-	-	-	-	-	6	3	2	5	6						
	Hershey	AHL	48	1	13	14	16	-	-	-	-	-	2	0	0	0	0						
	South Carolina	ECHL	19	5	11	16	16	-	-	-	-	-	5	0	2	2	4						
2008-09	Hershey	AHL	46	3	15	18	20	-	-	-	-	-	10	0	3	3	4						
2009-10	Hershey	AHL	62	8	27	35	36	-	-	-	-	-	11	3	3	6	2						
2010-11	Hershey	AHL	51	7	20	27	30	-	-	-	-	-	6	1	2	3	4						
2011-12	Hershey	AHL	71	10	31	41	32	-8	-	-	-	-	2	1	1	2	2						

## Career

**2011-12:** Set career highs in games played, goals, assists and points ... Led all Hershey defensemen in points and assists ... **2010-11:** Tied for the team lead among defensemen with seven goals ... Finished third among Hershey defensemen in points (27) and assists (20) ... Collected an assist in Game 1 of the Calder Cup playoffs in a loss to CHR. **2009-10:** Established career highs in goals (8), assists (27), points (35) and games (62) for Hershey (AHL) ... Led Hershey defensemen in goals and ranked second in points ... Had a +20 rating ... Scored two goals in the clinching Game 6 vs. TEX (6/14). **2008-09:** Ranked fifth among Hershey defensemen with 18 points (3g-15a) ... Tied for the lead among Hershey defensemen and third on the team with a +24 rating ... Tallied three assists in the AHL playoffs, appearing in 10 games as Hershey won the Calder Cup. **2007-08:** Ranked fourth among Hershey rookies with 14 points (1g-13a). **2006-07:** Ranked fourth among OHL defensemen in points and third in goals ... Ranked third on the team in points and first in assists ... Played in the OHL All Star Game ... Team captain.




# GARRETT MITCHELL

Right Wing  
 Height: 5'11" • Weight: 186  
 Shoots: Right  
 Born: September 2, 1991  
 (Regina, Saskatchewan)  
 Drafted: Capitals' sixth-round choice,  
 175th overall, in the 2009 Entry Draft

CAREER STATISTICS			Regular Season										Playoffs				
Year	Team	League	GP	G	A	Pts	PIM	+/-	PP	SH	GW	S	GP	G	A	Pts	PIM
2006-07	Regina	WHL	4	0	1	1	2	-	-	-	-	-	-	-	-	-	-
2007-08	Regina	WHL	62	8	5	13	73	-	-	-	-	-	6	1	0	1	6
2008-09	Regina	WHL	71	10	5	15	140	-	-	-	-	-	-	-	-	-	-
2009-10	Regina	WHL	57	15	16	31	110	-	-	-	-	-	-	-	-	-	-
	Hershey	AHL	1	0	0	0	0	-	-	-	-	-	-	-	-	-	-
2010-11	Regina	WHL	70	18	34	52	140	-	-	-	-	-	-	-	-	-	-
	Hershey	AHL	2	0	0	0	5	-	-	-	-	-	-	-	-	-	-
2011-12	Hershey	AHL	65	6	9	15	85	-	-	-	-	-	5	1	0	1	0
	South Carolina	ECHL	2	0	0	0	7	-	-	-	-	-	-	-	-	-	-

## Career

**2011-12:** Finished sixth on Hershey in penalty minutes ... Played in 67 games in his first full season of professional hockey ... Scored first professional goal on Oct. 28 at Springfield ... Tallied first professional multi-point game on March 16 at Adirondack ... Tallied first professional playoff goal on April 21 at Wilkes-Barre Scranton. **2010-11:** Recorded career highs in goals (18), assists (34), points (52) and tied for his career best with 140 penalty minutes ... Tied for the team lead in penalty minutes, was second in goals and points and was third in assists ... Won the Bill Hicke Memorial Award as the most popular player and was named the M.P. (Mike) Kartusch Memorial Award winner for community involvement ... Named captain of the Regina Pats for the 2010-11 season ... Signed an entry-level contract with Washington on March 19, 2011 and appeared in two games with Hershey following the WHL season. **2009-10:** Ranked 10th on Regina (WHL) in scoring (31 points) and fourth in PIM (110) ... Made his professional debut for Hershey (AHL) after his WHL season and was on the roster when the Bears won the 2010 Calder Cup. **2008-09:** Recorded 10 goals and 15 points in 71 games for Regina ... Led the Pats with 140 PIM.



# DANICK PAQUETTE

*DA-nihk pa-KETT*

Right Wing  
 Height: 6'0" • Weight: 209  
 Shoots: Right  
 Born: July 17, 1990  
 (Montreal, Quebec)  
 Drafted: Atlanta's third-round choice,  
 64th overall, in the 2008 Entry Draft  
 Acquired: Along with a fourth-round  
 draft pick in the 2012 Entry Draft from  
 Winnipeg for Eric Fehr,  
 July 8, 2011

CAREER STATISTICS			Regular Season										Playoffs				
Year	Team	League	GP	G	A	Pts	PIM	+/-	PP	SH	GW	S	GP	G	A	Pts	PIM
2007-08	Lewiston	QMJHL	63	29	13	42	213	-	-	-	-	-	5	1	2	3	30
2008-09	Lewiston	QMJHL	61	25	25	50	230	-	-	-	-	-	2	1	2	3	25
	Chicago	AHL	4	0	0	0	12	-	-	-	-	-	-	-	-	-	-
2009-10	Québec	QMJHL	64	36	29	65	136	-	-	-	-	-	5	1	3	4	21
2010-11	Gwinnett	ECHL	59	13	7	20	179	-	-	-	-	-	-	-	-	-	-
2011-12	South Carolina	ECHL	31	6	11	17	118	-	-	-	-	-	-	-	-	-	-
	Utah	ECHL	9	0	0	0	64	-	-	-	-	-	-	-	-	-	-
	Chicago	ECHL	13	7	4	11	27	-	-	-	-	-	-	-	-	-	-

## Career

**2011-12:** Finished fourth in the ECHL in penalty minutes (209) ... Played for three different ECHL teams. **2010-11:** Led Gwinnett in penalty minutes (179) ... Finished eighth on the Gladiators in points (20), fourth in goals (13) and fourth in games played (59). **2009-10:** Led the Remparts in goals (36) and penalty minutes (136) ... Tied for 10th in the QMJHL in goals and sixth in penalty minutes ... Was one of only two players to rank in the Top-10 in both goals and penalty minutes. **2008-09:** Led the QMJHL in penalty minutes (230) ... Second on Lewiston in points (50), goals (25) and finished fifth in assists (25). **2007-08:** Led Lewiston in penalty minutes (213) and fourth in points (42). **2006-07:** Helped Lewiston win the QMJHL championship in his rookie season.








# RYAN POTULNY

Center  
 Height: 6'0" • Weight: 182  
 Shoots: Left  
 Born: September 5, 1984  
 (Grand Forks, N.D.)  
 Drafted: Philadelphia's third-round choice, 87th overall, in the 2003 Entry Draft  
 Draft  
 Acquired: Signed as a free agent, July

CAREER STATISTICS			Regular Season											Playoffs				
Year	Team	League	GP	G	A	Pts	PIM	+/-	PP	SH	GW	S	GP	G	A	Pts	PIM	
2005-06	Philadelphia	NHL	2	0	1	1	0	1	0	0	0	0	-	-	-	-	-	
2006-07	Philadelphia	NHL	35	7	5	12	22	1	0	0	2	56	-	-	-	-	-	
	Philadelphia	AHL	30	12	14	26	34	-	-	-	-	-	-	-	-	-	-	
2007-08	Philadelphia	NHL	7	0	1	1	4	0	0	0	0	5	-	-	-	-	-	
	Philadelphia	AHL	58	21	26	47	51	-	-	-	-	-	12	3	5	8	10	
2008-09	Edmonton	NHL	8	0	3	3	0	2	0	0	0	9	-	-	-	-	-	
	Springfield	AHL	70	38	24	62	48	-	-	-	-	-	-	-	-	-	-	
2009-10	Edmonton	NHL	64	15	17	32	28	-21	7	1	2	152	-	-	-	-	-	
	Springfield	AHL	14	3	5	8	8	-	-	-	-	-	-	-	-	-	-	
2010-11	Chicago	NHL	3	0	0	0	0	-1	0	0	0	2	-	-	-	-	-	
	Rockford	AHL	58	18	23	41	30	-	-	-	-	-	-	-	-	-	-	
	Ottawa	NHL	7	0	0	0	0	0	0	0	0	5	-	-	-	-	-	
2011-12	Binghamton	AHL	13	3	5	8	4	-	-	-	-	-	23	14	12	26	12	
	Hershey	AHL	61	33	32	65	32	-	-	-	-	-	5	2	2	4	0	
<b>NHL TOTALS</b>			<b>126</b>	<b>22</b>	<b>27</b>	<b>49</b>	<b>54</b>	<b>-18</b>	<b>7</b>	<b>1</b>	<b>4</b>	<b>229</b>	-	-	-	-	-	

## Career

**2011-12:** Finished ninth in the AHL in points and tied for third in goals ... Led Hershey in goals and finished third in points ... Collected 17 multi-point games, including a hat trick and an assist on 4/1 vs. BNG. **2010-11:** Helped Binghamton win the Calder Cup ... Led the AHL in postseason points (26) and tied for first in goals (14) ... Was a member of four different teams (Chicago/Ottawa, NHL; Rockford/Binghamton, AHL). **2009-10:** Finished tied for sixth on EDM in points (32) ... Ranked ninth on EDM in assists (17) ... Finished tied for third on EDM in goals (15). **2008-09:** Led Springfield in goals (38) and points (62) ... Named an AHL All-Star. **2005-06:** Named a Hobey Baker Award Finalist, leading the NCAA in points (63) and goals (38).



# DANY SABOURIN

Goaltender  
 Height: 6'4" • Weight: 204  
 Catches: Left  
 Born: September 2, 1980  
 (Val-d'Or, Quebec)  
 Drafted: Calgary's fourth-round choice, 108th overall, in the 1998 Entry Draft  
 Acquired: Signed as a free agent, July 2, 2010

CAREER STATISTICS			Regular Season											Playoffs				
Year	Team	League	GP	W	L	T	MIN	GA	SO	GAA	SA	SPCT	GP	W	L	Min	GAA	
2003-04	Calgary	NHL	4	0	3	0	169	10	0	3.55	66	.848	-	-	-	-	-	
2004-05	Wilkes-Barre	AHL	20	8	8	2	1029	38	1	2.22	-	-	-	-	-	-	-	
2005-06	Pittsburgh	NHL	1	0	1	0	21	4	0	11.43	14	.714	-	-	-	-	-	
	Wilkes-Barre	AHL	49	30	14	4	2943	111	4	*2.26	-	-	6	2	4	362	2.15	
2006-07	Vancouver	NHL	9	2	4	1	480	21	0	2.63	224	.906	2	0	0	14	4.29	
	Manitoba	AHL	2	1	1	0	119	4	1	2.01	-	-	-	-	-	-	-	
2007-08	Pittsburgh	NHL	24	10	9	1	1242	57	2	2.75	596	.904	-	-	-	-	-	
2008-09	Pittsburgh	NHL	19	6	8	2	989	47	0	2.85	463	.898	-	-	-	-	-	
	Springfield	AHL	13	5	6	2	795	42	0	3.17	-	-	-	-	-	-	-	
2009-10	Providence	AHL	56	28	27	0	3278	146	3	2.67	-	-	-	-	-	-	-	
2010-11	Hershey	AHL	23	14	9	0	1299	53	2	2.45	574	.908	-	-	-	-	-	
2011-12	Hershey	AHL	37	18	12	5	2047	94	2	2.76	1030	.909	5	2	3	301	3.19	
<b>NHL TOTALS</b>			<b>57</b>	<b>18</b>	<b>25</b>	<b>4</b>	<b>2901</b>	<b>139</b>	<b>2</b>	<b>2.87</b>	<b>1363</b>	<b>.898</b>	<b>2</b>	<b>0</b>	<b>0</b>	<b>14</b>	<b>4.14</b>	

## Career

**2011-12:** Spent the season in Hershey (AHL) ... Recalled on 4/7 but did not appear in game for WSH ... Compiled an 8-1-1 record with a 1.94 goals-against average and a .935 save percentage during the month of March ... 32-save shutout on 12/17/11 vs. BRI ... Stopped 36 shots for 1st shutout of the season on 10/23/11 vs. SYR. **2010-11:** Went 14-9-0 in 23 games during first season with Hershey ... Went 6-0-0 with 1.83 GAA and .933 SV% in January, his best month of the season. **2009-10:** His 28 wins tied for sixth in the AHL ... Ranked fifth in the league in minutes (3,278). **2007-08:** Played a career-high 24 games in the NHL with PIT ... Set a career high with 10 wins.





# CAMERON SCHILLING

Defenseman

Height: 6'2" • Weight: 182

Shoots: Left

Born: October 7, 1988

(Carmel, Ind.)


Acquired: Signed as a free agent, March 27, 2012

## CAREER STATISTICS

Year	Team	League	GP	Regular Season										Playoffs				
				G	A	Pts	PIM	+/-	PP	SH	GW	S	GP	G	A	Pts	PIM	
2007-08	Indiana	USHL	55	2	8	10	91	4	-	-	-	-	-	4	0	0	0	2
2008-09	Miami Univ.	NCAA	25	0	7	7	43	6	-	-	-	-	-	-	-	-	-	-
2009-10	Miami Univ.	NCAA	42	4	15	19	58	20	-	-	-	-	-	-	-	-	-	-
2010-11	Miami Univ.	NCAA	38	3	14	17	34	19	-	-	-	-	-	-	-	-	-	-
2011-12	Miami Univ.	NCAA	39	1	13	14	20	13	-	-	-	-	-	-	-	-	-	-
	Hershey	AHL	7	0	0	0	14	-3	-	-	-	-	-	4	2	0	2	4

### Career

**2011-12:** Helped Miami to a 24-15-2 record during the regular season before falling to the University of Massachusetts-Lowell in the NCAA tournament ... Helped Miami finish the regular season with the top-ranked defense in the Central Collegiate Hockey Association (CCHA), allowing just 1.97 goals per game ... Signed with WSH on March 27 ... Skated in his first AHL game on 4/1 vs. BNG ... Scored his first AHL playoff goal on 4/25 vs. WBS ... Had a two-game goal streak during the postseason (4/25-4/27). **2010-11:** Finished 2nd among Miami defensemen in points ... Helped Miami win the CCHA Championship. **2009-10:** Set career highs in games played, goals, assists, points and penalty minutes ... Helped Miami win the CCHA regular-season championship ... Appeared in the NCAA Frozen Four tournament at Verizon Center ... Finished 2nd among Ohio defensemen in points. **2008-09:** Made his collegiate debut with Miami. **2007-08:** Was teammates with current Capital John Carlson at Indiana.



# MATTIAS SJOGREN

*MAT-tie-us SHOW-gren*

Center

Height: 6'3" • Weight: 220

Shoots: Left

Born: November 27, 1987

(Landskrona, Sweden)

Acquired: Signed as a free agent, June

## CAREER STATISTICS

Year	Team	League	GP	Regular Season										Playoffs				
				G	A	Pts	PIM	+/-	PP	SH	GW	S	GP	G	A	Pts	PIM	
2005-06	Rögle J20	SuperElit	18	5	5	10	57	-	-	-	-	-	-	2	0	1	1	4
	Rögle	Allsvenskan	40	1	3	4	8	-	-	-	-	-	-	10	0	2	2	2
2006-07	Rögle	Allsvenskan	45	0	2	2	30	-	-	-	-	-	-	10	0	1	1	8
	Rögle J20	SuperElit	7	3	3	6	18	-	-	-	-	-	-	-	-	-	-	-
2007-08	Rögle	Allsvenskan	45	4	10	14	38	-	-	-	-	-	-	0	4	2	6	8
2008-09	Rögle	SEL	43	6	7	13	16	-	-	-	-	-	-	10	4	2	6	10
2009-10	Rögle	SEL	54	11	11	22	20	-	-	-	-	-	-	10	4	5	9	4
2010-11	Färjestad	SEL	51	7	17	24	44	-	-	-	-	-	-	13	1	8	9	4
	Färjestad	ET	8	2	3	5	2	-	-	-	-	-	-	3	0	1	1	27
	Sweden	WC	9	1	3	4	2	-	-	-	-	-	-	-	-	-	-	-
2011-12	Hershey	AHL	19	2	3	5	4	-	-	-	-	-	-	-	-	-	-	-
	Färjestad	SEL	28	3	6	9	22	-	-	-	-	-	-	11	2	2	4	2

### Career

**2011-12:** Made AHL debut on 10/7 and recorded an assist at BNG ... Scored first AHL goal on 10/23 vs. SYR ... Loaned to Färjestad (SEL) on 11/30 ... Finished t-4th on the team in playoff goals. **2010-11:** Won a silver medal with Sweden in the World Championship ... Tied for seventh in points (4) ... Finished sixth on Färjestad in points (24) and tied for third in assists (17) ... Tied for second on the team in playoff assists (8) and sixth in points (9) as Färjestad won the SEL Championship. **2009-10:** Named an alternate captain ... Tied for fifth on the team in points (22), tied for third in goals (11) and tied for seventh in assists (11) ... Tied for the team lead in postseason points (9) and tied for second in goals (4) and assists (5).



# GARRETT STAFFORD

Defense  
 Height: 6'0" • Weight: 194  
 Shoots: Right  
 Born: January 28, 1980  
 (Los Angeles, Calif.)  
 Acquired: Signed as a free agent, July 2, 2012

CAREER STATISTICS			Regular Season											Playoffs				
Year	Team	League	GP	G	A	Pts	PIM	+/-	PP	SH	GW	S	GP	G	A	Pts	PIM	
2000-01	U. N. Hampshire	NCAA	37	5	21	26	44	12	-	-	-	-	-	-	-	-	-	
2001-02	U. N. Hampshire	NCAA	36	5	22	27	42	23	-	-	-	-	-	-	-	-	-	
2002-03	U. N. Hampshire	NCAA	23	1	15	16	24	-	-	-	-	-	-	-	-	-	-	
2003-04	Cleveland	AHL	73	12	34	46	71	4	-	-	-	-	6	0	0	0	0	
2004-05	Cleveland	AHL	68	6	18	24	55	-7	-	-	-	-	-	-	-	-	-	
2005-06	Cleveland	AHL	80	11	28	39	86	-20	-	-	-	-	-	-	-	-	-	
2006-07	Worcester	AHL	77	11	30	41	58	3	-	-	-	-	6	0	3	3	2	
<b>2007-08</b>	Grand Rapids	AHL	69	11	33	44	36	-4	-	-	-	-	-	-	-	-	-	
	<b>Detroit</b>	<b>NHL</b>	<b>2</b>	<b>0</b>	<b>0</b>	<b>0</b>	<b>0</b>	<b>0</b>	<b>0</b>	<b>0</b>	<b>0</b>	<b>1</b>	<b>0</b>	<b>0</b>	<b>0</b>	<b>0</b>	<b>0</b>	
<b>2008-09</b>	Grand Rapids	AHL	70	11	34	45	50	3	-	-	-	-	10	0	5	5	4	
	<b>Dallas</b>	<b>NHL</b>	<b>3</b>	<b>0</b>	<b>2</b>	<b>2</b>	<b>0</b>	<b>0</b>	<b>0</b>	<b>0</b>	<b>0</b>	<b>5</b>	-	-	-	-	-	
2009-10	Texas	AHL	60	7	25	32	22	16	-	-	-	-	21	4	6	10	10	
<b>2010-11</b>	San Antonio	AHL	65	14	32	46	74	-11	-	-	-	-	-	-	-	-	-	
	<b>Phoenix</b>	<b>NHL</b>	<b>2</b>	<b>0</b>	<b>0</b>	<b>0</b>	<b>0</b>	<b>0</b>	<b>0</b>	<b>0</b>	<b>0</b>	<b>2</b>	-	-	-	-	-	
2011-12	Portland	AHL	6	1	3	4	6	-3	-	-	-	-	-	-	-	-	-	
	Hamilton	AHL	42	8	16	24	14	-5	-	-	-	-	-	-	-	-	-	
<b>NHL TOTALS</b>			<b>7</b>	<b>0</b>	<b>2</b>	<b>2</b>	<b>0</b>	<b>0</b>	<b>0</b>	<b>0</b>	<b>0</b>	<b>8</b>	<b>0</b>	<b>0</b>	<b>0</b>	<b>0</b>	<b>0</b>	

**Career**

**2011-12:** T-1st among defensemen on Hamilton in points and led all blueliners in goals despite playing in just 48 games ... Was acquired from PHX 10/23. **2010-11:** T-3rd on the team in points, 1st among defensemen ... Led SA blueliners in goals ... Had two stints with PHX and appeared in two games. **2009-10:** Ranked 2nd among TEX defensemen in scoring ... Ranked 3rd on the team with a +16 rating ... Finished with seven multi-point games ... Registered 4-6-10 in 21 playoff games while helping to guide the Stars to the Calder Cup Finals ... Collected 1-2-3 in six games in the finals vs. Hershey. **2008-09:** Marked the fourth consecutive AHL season in which he scored 11 goals ... Ranked 6th on his team in scoring and 1st among defensemen ... Led Griffins defensemen in goals, assists and points ... Ranked 7th in points among all AHL defensemen ... Collected two assists at PHX, 3/30, for his first career NHL points in his season debut with DAL.



# DUSTIN STEVENSON

Defense  
 Height: 6'5" • Weight: 215  
 Shoots: Left  
 Born: August 12, 1989  
 (Gull Lake, Saskatchewan)  
 Acquired: Signed as a free agent, April 5, 2010

CAREER STATISTICS			Regular Season											Playoffs				
Year	Team	League	GP	G	A	Pts	PIM	+/-	PP	SH	GW	S	GP	G	A	Pts	PIM	
2006-07	La Ronge	SJHL	1	0	0	0	2	-	-	-	-	-	-	-	-	-	-	
2007-08	La Ronge	SJHL	53	2	11	13	63	-	-	-	-	-	6	0	2	2	2	
2008-09	La Ronge	SJHL	53	15	24	39	124	-	-	-	-	-	-	-	-	-	-	
2009-10	La Ronge	SJHL	56	11	36	47	134	-	-	-	-	-	21	10	11	21	22	
2010-11	South Carolina	ECHL	63	3	9	12	44	-	-	-	-	-	-	-	-	-	-	
2011-12	South Carolina	ECHL	72	0	7	7	113	-	-	-	-	-	9	1	2	3	6	

**Career**

**2011-12:** Finished 2nd on SC in penalty minutes ... Set career highs in games played and penalty minutes. **2010-11:** Ranked second among South Carolina defensemen in goals (3) ... Made his professional debut Oct. 22 at Gwinnett. **2009-10:** Named the SJHL Player of the Year ... Named the Top Defensive Player for the 2010 RBC Cup after posting 21 points in the playoffs ... Team captain ... Ranked third among league defensemen in points and tied for eighth in the league in PIM ... Led all defensemen in the playoffs with 10 goals and 21 points in 21 playoff games ... Signed by Washington as a free agent, April 5, 2010. **2008-09:** Finished sixth among SJHL defensemen in points (39) ... Led the team in points and penalty minutes (124).





# RYAN STOA

Center  
 Height: 6'3" • Weight: 212  
 Shoots: Left  
 Born: April 13, 1987  
 (Bloomington, Minn.)  
 Acquired: Signed as a free agent, July 7, 2012

CAREER STATISTICS			Regular Season											Playoffs				
Year	Team	League	GP	G	A	Pts	PIM	+/-	PP	SH	GW	S	GP	G	A	Pts	PIM	
2003-04	USNDTP	NAHL	42	10	12	22	26	-	-	-	-	-	-	-	-	-	-	
	USA U17	WHC-17	5	2	1	3	2	-	-	-	-	-	-	-	-	-	-	
2004-05	USNDTP	NAHL	15	10	13	23	20	-	-	-	-	-	-	-	-	-	-	
	USA U18	WJC-18	6	0	3	3	2	5	-	-	-	-	-	-	-	-	-	
2005-06	U. of Minnesota	NCAA	41	10	15	25	43	17	-	-	-	-	-	-	-	-	-	
2006-07	U. of Minnesota	NCAA	41	12	12	24	44	14	-	-	-	-	-	-	-	-	-	
	USA U20	WJC-20	7	1	1	2	8	2	-	-	-	-	-	-	-	-	-	
2007-08	U. of Minnesota	NCAA	2	1	1	2	0	1	-	-	-	-	-	-	-	-	-	
2008-09	U. of Minnesota	NCAA	36	24	22	46	76	16	-	-	-	-	-	-	-	-	-	
	Lake Erie	AHL	0	0	0	0	0	0	-	-	-	-	-	-	-	-	-	
2009-10	Lake Erie	AHL	54	23	17	40	42	-4	-	-	-	-	-	-	-	-	-	
	Colorado	NHL	12	2	1	3	0	-3	0	0	0	26	1	0	0	0	2	
2010-11	Lake Erie	AHL	48	16	17	33	55	5	-	-	-	-	7	1	0	1	4	
	Colorado	NHL	25	2	2	4	20	-4	0	0	1	45	-	-	-	-	-	
2011-12	Lake Erie	AHL	75	16	20	36	65	-6	-	-	-	-	-	-	-	-	-	
<b>NHL TOTALS</b>			<b>37</b>	<b>4</b>	<b>3</b>	<b>7</b>	<b>20</b>	<b>-7</b>	<b>0</b>	<b>0</b>	<b>1</b>	<b>71</b>	<b>1</b>	<b>0</b>	<b>0</b>	<b>0</b>	<b>2</b>	

## Career

**2011-12:** T-2nd on the team in points and t-3rd in assists ... 5th on LE in assists. **2010-11:** Led LE with seven power-play goals ... Spent the first half of the year in the AHL before being recalled by COL on 1/19 ... Was named to the Western Conference roster for the 2011 AHL All-Star Game but did not play in the event due to his call-up ... Dressed in all seven playoff games for the Monsters. **2009-10:** Recalled from Lake Erie (AHL) for the sixth and final time on 4/5 ... Ranked 2nd on the team in goals (tied) and 4th in points ... Originally recalled on 12/12 ... Made his NHL debut on 12/13 vs. CGY ... Was recalled from LE for the second time on 1/21 ... Tallied his first NHL point with an assist on 1/22 vs. NSH ... Scored his first career NHL goal on 4/9 vs. CHI.



# RILEY BARBER

Right Wing  
 Height: 5'11" • Weight: 194  
 Shoots: Right  
 Born: February 7, 1994  
 (Livonia, Mich.)  
 Drafted: Capitals' sixth-round choice,  
 167th overall, in the 2012 Draft

CAREER STATISTICS			Regular Season											Playoffs				
Year	Team	League	GP	G	A	Pts	PIM	+/-	PP	SH	GW	S	GP	G	A	Pts	PIM	
2009-10	Compuware U16	Midget	38	16	22	38	20	0	-	-	-	-	-	-	-	-	-	
2010-11	Dubuque	USHL	57	14	14	28	48	-14	-	-	-	-	11	2	0	2	6	
	U.S. National U17	USDP	3	1	1	2	2	0	-	-	-	-	-	-	-	-	-	
2011-12	USNTDP	USHL	24	5	6	11	59	0	-	-	-	-	-	-	-	-	-	
	U.S. National U18	USDP	60	21	15	36	85	0	-	-	-	-	-	-	-	-	-	
	USA U18	WJC-18	6	1	2	3	2	2	-	-	-	-	-	-	-	-	-	

## Career

Plans to attend Miami University of Ohio this fall ... **2011-12:** Ranked 3rd in points and 2nd in goals on the U.S. National Development Team ... Helped the United States win the gold medal at the U-18 World Junior Championship ... Was teammates with fellow Capitals prospects Thomas Di Pauli and Connor Carrick on Team USA. **2010-11:** Helped Dubuque win the USHL Clark Cup ... T-6th in points and 5th in goals on the team ... Son of former NHL player Don Barber.



# TRAVIS BOYD

Center  
 Height: 5'10" • Weight: 185  
 Shoots: Left  
 Born: September 14, 1993 (Hopkins, Minn.)  
 Drafted: Capitals' sixth-round choice,  
 177th overall, in the 2011 Entry Draft

CAREER STATISTICS			Regular Season											Playoffs				
Year	Team	League	GP	G	A	Pts	PIM	+/-	PP	SH	GW	S	GP	G	A	Pts	PIM	
2009-10	USNTDP	USHL	1	0	0	0	0	-	-	-	-	-	-	-	-	-	-	
	U.S. National U17	USDP	52	10	14	24	22	-	-	-	-	-	-	-	-	-	-	
	USA U17	WHC-17	6	1	2	3	0	-	-	-	-	-	-	-	-	-	-	
2010-11	USNTDP	USHL	60	13	25	38	16	-	-	-	-	-	-	-	-	-	-	
	USA U18	WJC-18	6	2	4	6	2	-	-	-	-	-	-	-	-	-	-	
2011-12	Minnesota	NCAA	35	1	8	9	4	2	-	-	-	-	-	-	-	-	-	

## Career

**2011-12:** Made his collegiate debut for Minnesota on 10/7 and recorded an assist ... Scored his first NCAA goal and added an assist vs. North Dakota in the NCAA tournament to help Minnesota reach the Frozen Four. **2010-11:** Won the gold medal with the United States at the U-18 World Junior Championship ... Registered an assist in the gold medal game against Sweden ... Ranked fourth on the USDP with 38 points and 25 assists; sixth in goals (13). **2009-10:** Skated in all six games for Team USA at the World U-17 Hockey Challenge ... Won the gold medal and registered one goal and two assists and was named Team USA Player of the Game vs. Sweden in the semifinal.



# GREG BURKE

Left Wing  
 Height: 6'1" • Weight: 185  
 Shoots: Left  
 Born: May 16, 1990  
 (Portsmouth, N.H.)  
 Drafted: Capitals' sixth-round choice,  
 174th overall, in the 2008 Entry Draft

CAREER STATISTICS			Regular Season											Playoffs				
Year	Team	League	GP	G	A	Pts	PIM	+/-	PP	SH	GW	S	GP	G	A	Pts	PIM	
2008-09	CedarRapids	USHL	8	2	0	2	8	-1	-	-	-	-	-	-	-	-	-	
2009-10	Univ.NH	NCAA	32	2	8	10	18	-	-	-	-	-	-	-	-	-	-	
2010-11	Univ.NH	NCAA	18	2	1	3	12	-	-	-	-	-	-	-	-	-	-	
2011-12	Univ.NH	NCAA	34	6	5	11	36	-11	-	-	-	-	-	-	-	-	-	

## Career

**2011-12:** Tallied career highs in games played, goals, points and penalty minutes in his junior season ... Scored a goal in the Hockey East quarterfinals vs. BU. **2010-11:** Team went 10-6-2 during the 18 games he played ... Scored his second goal of the season on 1/22 vs. Boston University. **2009-10:** As a freshman at University of New Hampshire, he scored two goals and had eight assists ... His first goal of his collegiate career, Dec. 6, was the game winner ... Ranked second among UNH freshman with 10 points ... Recorded his first career multiple-point game (2a) in the NCAA Tournament vs. Cornell. **2008-09:** Limited to eight games due to injury for Cedar Rapids (USHL) ... Had two goals and eight penalty minutes.



# CONNOR CARRICK

Defense  
 Height: 5'11" • Weight: 187  
 Shoots: Right  
 Born: April 13, 1994 (Orland Park, Ill.)  
 Drafted: Capitals' fifth-round choice, 137th overall, in the 2012 Draft.

CAREER STATISTICS			Regular Season											Playoffs				
Year	Team	League	GP	G	A	Pts	PIM	+/-	PP	SH	GW	S	GP	G	A	Pts	PIM	
2009-10	Chicago	Midget	37	7	15	22	48	0	-	-	-	-	-	-	-	-	-	
	Chicago	MWEHL	22	2	4	6	2	0	-	-	-	-	-	-	-	-	-	
2010-11	USNTDP	USHL	36	1	6	7	42	2	-	-	-	-	2	0	0	0	2	
	U.S. National U17	USDP	55	4	16	20	50	0	-	-	-	-	-	-	-	-	-	
	USA U17	WHC-17	5	2	5	7	0	0	-	-	-	-	-	-	-	-	-	
2011-12	USNTDP	USHL	21	1	4	5	30	1	-	-	-	-	-	-	-	-	-	
	U.S. National U18	USDP	57	8	13	21	46	0	-	-	-	-	-	-	-	-	-	
	USA U18	WJC-18	6	2	2	4	2	4	-	-	-	-	-	-	-	-	-	

### Career

Playing in Plymouth (OHL) this season ... **2011-12:** Finished 2nd among US defensemen in scoring during the World Junior Championship ... Helped USA win the gold medal at the World Junior Championship. **2010-11:** Ranked 2nd among defensemen in points on the USNTDP ... Helped USA win a silver medal at the World Hockey Challenge ... T-3rd on the team and 2nd among defensemen in points for USA at the WHC.



# THOMAS DI PAULI

Left Wing  
 Height: 5'11" • Weight: 188  
 Shoots: Left  
 Born: April 29, 1994 (Woodbridge, Ill.)  
 Drafted: Capitals' fourth-round choice, 100th overall, in the 2012 Draft.

CAREER STATISTICS			Regular Season											Playoffs				
Year	Team	League	GP	G	A	Pts	PIM	+/-	PP	SH	GW	S	GP	G	A	Pts	PIM	
2009-10	Chicago	Midget	30	18	15	33	10	0	-	-	-	-	-	-	-	-	-	
2010-11	USNTDP	USHL	32	4	11	15	16	-1	-	-	-	-	2	0	0	0	-1	
	U.S. National U17	USDP	49	7	20	27	24	0	-	-	-	-	-	-	-	-	-	
	U.S. National U18	USDP	2	1	1	2	2	0	-	-	-	-	-	-	-	-	-	
	USA U17	WHC-17	5	2	4	6	8	0	-	-	-	-	-	-	-	-	-	
2011-12	USNTDP	USHL	21	6	5	11	6	11	-	-	-	-	-	-	-	-	-	
	U.S. National U18	USDP	55	11	10	21	22	0	-	-	-	-	-	-	-	-	-	
	USA U18	WJC-18	6	1	0	1	0	0	-	-	-	-	-	-	-	-	-	

### Career

Plans to attend the University of Notre Dame this season ... **2011-12:** Finished 8th on the U.S. National U18 team in goals ... Helped the USA win the gold medal at the World Junior Championship. **2010-11:** Ranked t-4th on the U17 team in points ... T-5th on USA in points at World Hockey Challenge ... Helped USA win the silver medal at the U17 WHC.



# CHRISTIAN DJOOS

Defense  
 Height: 5'11" • Weight: 158  
 Shoots: Left  
 Born: August 6, 1994 (Göteborg, Sweden)  
 Drafted: Capitals' seventh-round choice, 197th overall, in the 2012 Draft.

CAREER STATISTICS			Regular Season											Playoffs				
Year	Team	League	GP	G	A	Pts	PIM	+/-	PP	SH	GW	S	GP	G	A	Pts	PIM	
2010-11	Brynäs J18	J18 Elit	21	7	20	27	22	0	-	-	-	-	-	-	-	-	-	
	Brynäs J18	J18 Allsvenskan	17	4	14	18	12	0	-	-	-	-	5	0	5	5	4	
	Brynäs J20	SuperElit	11	0	1	1	0	0	-	-	-	-	-	-	-	-	-	
2011-12	Brynäs J18	J18 Allsvenskan	6	4	7	11	4	7	-	-	-	-	5	1	0	1	2	
	Brynäs J20	SuperElit	40	3	21	24	22	11	-	-	-	-	2	0	0	0	0	
	Sweden U18	WJC-18	6	1	2	3	2	3	-	-	-	-	-	-	-	-	-	

### Career

**2011-12:** Ranked 2nd among Brynas defensemen in points (SuperElit) ... Was named Best Defenseman in J18 Allsvenskan ... Helped Sweden win the silver medal at the World Junior Championship ... Ranked t-2nd among Swedish defensemen in points during the tournament. **2010-11:** Ranked t-5th in the league (J18 Elit) in points among defensemen ... Finished 4th on Brynas (J18 Allsvenskan).





# FILIP FORSBERG

Left Wing/Right Wing  
 Height: 6'1" • Weight: 188  
 Shoots: Right

Born: August 13, 1994 (Östervåla, Sweden)  
 Drafted: Capitals' first-round choice, 11th overall, in the 2012 Draft

CAREER STATISTICS			Regular Season											Playoffs				
Year	Team	League	GP	G	A	Pts	PIM	+/-	PP	SH	GW	S	GP	G	A	Pts	PIM	
2010-11	Leksand J20	SuperElit	36	21	19	40	22	30	-	-	-	-	-	-	-	-	-	
	Leksand	Allsvenskan	10	1	0	1	0	-1	-	-	-	-	6	0	1	1	0	
	Sweden U18	WJC-18	6	4	2	6	2	7	-	-	-	-	-	-	-	-	-	
2011-12	Leksand J20	SuperElit	6	0	1	1	2	0	-	-	-	-	-	-	-	-	-	
	Leksand	Allsvenskan	43	8	9	17	33	3	-	-	-	-	10	2	1	3	0	
	Sweden U18	WJC-18	6	5	2	7	6	-1	-	-	-	-	-	-	-	-	-	
	Sweden U20	WJC-20	6	0	1	1	2	-1	-	-	-	-	-	-	-	-	-	

### Career

**2011-12:** Finished 9th on Leksand in points (Allsvenskan) and was the second youngest skater ... Tallied the most points in Allsvenskan by an U18 junior ... Helped Sweden win the silver medal as team captain at the World Junior Championship (U18) ... Finished tournament t-2nd in goals and was named Best Forward ... Promoted to U20 Swedish team and helped them win the gold medal at the World Junior Championship. **2010-11:** Led Leksand (SuperElit) in scoring ... Ranked t-6th in the league (SuperElit) in goals ... Finished t-3rd on Sweden in points and t-2nd in goals during the World Junior Classic ... Helped Sweden win the silver medal at the World Junior Championship and was the youngest skater on the team.



# GARRETT HAAR


Defense  
 Height: 5'11" • Weight: 194  
 Shoots: Left  
 Born: August 16, 1993 (Huntington Beach, Calif.)

Drafted: Capitals' seventh-round choice, 207th overall, in the 2011 Entry Draft

CAREER STATISTICS			Regular Season											Playoffs				
Year	Team	League	GP	G	A	Pts	PIM	+/-	PP	SH	GW	S	GP	G	A	Pts	PIM	
2009-10	Russell U18	Midget	40	2	34	36	28	-	-	-	-	-	-	-	-	-	-	
2010-11	Fargo	USHL	51	7	16	23	38	-	-	-	-	-	5	1	2	3	2	
2011-12	W. Mich. Univ.	NCAA	36	1	7	8	32	4	-	-	-	-	-	-	-	-	-	

### Career

**2011-12:** Was named to the CCHA All-Rookie Team and helped Western Michigan win the CCHA Championship ... Made his collegiate debut on 10/7 ... Finished 7th on the team in penalty minutes. **2010-11:** Finished the regular season with seven goals and 16 assists for 23 points in 51 games ... Team went 12-5-1 when he registered a point ... Ranked second among defensemen on the team in points (23) and assists (16) and tied for second in goals (7) ... Tied for the team lead in playoff points (3).



# CALEB HERBERT

Center  
 Height: 6'0" • Weight: 185  
 Shoots: Right  
 Born: October 12, 1991 (St. Paul, Minn.)

Drafted: Capitals' fifth-round choice, 142nd overall, in the 2010 Entry Draft

CAREER STATISTICS			Regular Season											Playoffs				
Year	Team	League	GP	G	A	Pts	PIM	+/-	PP	SH	GW	S	GP	G	A	Pts	PIM	
2008-09	Bloomington	USHS	24	26	20	46	-	-	-	-	-	-	-	-	-	-	-	
2009-10	Bloomington	USHS	25	26	29	55	42	-	-	-	-	-	-	-	-	-	-	
2010-11	Sioux City	USHL	51	23	27	50	61	3	0	0	0	4	-	-	-	-	-	
	USA	WJAC	4	2	1	3	6	-	-	-	-	-	-	-	-	-	-	
2011-12	U. of Min.-Duluth	NCAA	41	14	19	33	30	16	-	-	-	-	-	-	-	-	-	

### Career

**2011-12:** Finished 4th on the team in points and 5th in goals in his freshman campaign ... Ranked 3rd among WCHA freshman in points ... Helped Minn.-Duluth reach the Elite Eight in the NCAA tournament. **2010-11:** Named to the USHL All-Star Game ... Led the Musketeers in points (50) and goals (23); ranked third in assists (27) ... Tied for 14th in the USHL in goals and tied for 17th in points ... Helped the US win the World Junior A Challenge, beating Canada 6-4 in the final game ... Tied for fifth on USA in points (3) and tied for second in goals (2) ... Plans to attend the University of Minn.-Duluth in 2011-12. **2009-10:** Averaged 2.2 points per game with Bloomington (USHS) and tallied 55 points (26g-29a) in 25 games.





# SERGEY KOSTENKO

Goaltender

Height: 5'11" • Weight: 187

Catches: Left

Born: September 17, 1992 (Novokuznetsk, Russia)

Drafted: Capitals' seventh-round choice, 203rd overall, in the 2012 Draft

CAREER STATISTICS			Regular Season										Playoffs				
Year	Team	League	GP	W	L	T	MIN	GA	SO	GAA	SA	SPCT	GP	W	L	Min	GAA
2009-10	Kuznetskie	MHL	19	-	-	-	-	-	-	3.41	-	.884	-	-	-	-	-
	Russia U18	WJC-18	3	-	-	-	-	-	-	2.05	-	.902	-	-	-	-	-
2010-11	Kuznetskie	MHL	28	-	-	-	-	-	-	2.90	-	.898	-	-	-	-	-
2011-12	Kuznetskie	MHL	40	-	-	-	-	-	-	2.98	-	.897	7	-	-	-	2.11

### Career

**2011-12:** Was a member of Team Russia during the World Junior Championship but did not appear in any games as Russia won the silver medal. **2009-10:** Ranked 4th in the World Junior Championship in SPCT ... Finished 5th in GAA during the World Junior Championship.



# PATRICK KOUDYS

COW-dice

Defense

Height: 6'4" • Weight: 210

Shoots: Left

Born: November 15, 1992 (Smithville, Ontario)

Drafted: Capitals' fifth-round choice, 147th overall, in the 2011 Entry Draft

CAREER STATISTICS			Regular Season										Playoffs				
Year	Team	League	GP	G	A	Pts	PIM	+/-	PP	SH	GW	S	GP	G	A	Pts	PIM
2009-10	Burlington	CCHL	50	5	28	33	42	-	-	-	-	-	12	0	1	1	16
2010-11	Rensselaer	NCAA	31	1	2	3	14	-	-	-	-	-	-	-	-	-	-
2011-12	Rensselaer	NCAA	27	1	1	2	22	-	-	-	-	-	-	-	-	-	-

### Career

Plans to transfer to Muskegon (USHL) this season ... **2011-12:** Set a career high in penalty minutes. **2010-11:** Was one of the youngest players in the NCAA last season and the youngest on R.P.I roster, debuting at the age of 17 ... Made NCAA debut Oct. 9 vs. COL College ... His father, Jim, was drafted by the NYI in the 12th round (252nd overall) of the 1982 NHL Entry Draft. **2009-10:** Led all Burlington defensemen in points (33) and was 10th among blueliners in the CCHL.



# EVGENY KUZNETSOV

Center

Height: 6'3" • Weight: 187

Shoots: Left

Born: May 19, 1992 (Chelyabinsk, Russia)


Drafted: Capitals' first-round choice, 26th overall, in the 2010 Entry Draft

CAREER STATISTICS			Regular Season										Playoffs				
Year	Team	League	GP	G	A	Pts	PIM	+/-	PP	SH	GW	S	GP	G	A	Pts	PIM
2009-10	Chelyabinsk	KHL	35	2	7	9	10	-	-	-	-	-	4	1	0	1	0
	Russia U18	WJC-18	7	5	7	12	6	-	-	-	-	-	-	-	-	-	-
	Russia U20	WJC-20	6	2	0	2	10	-	-	-	-	-	-	-	-	-	-
2010-11	Chelyabinsk	KHL	44	17	15	32	30	-	-	-	-	-	-	-	-	-	-
	Russia U20	WJC-20	7	4	7	11	4	-	-	-	-	-	-	-	-	-	-
2011-12	Chelyabinsk	KHL	49	19	22	41	30	5	-	-	-	-	12	7	2	9	10
	Russia U20	WJC-20	7	6	7	13	4	6	-	-	-	-	-	-	-	-	-
	Russia	WC	10	2	4	6	4	3	-	-	-	-	-	-	-	-	-

### Career

**2011-12:** Led his team in points and 2nd in goals ... Was named a KHL All-Star ... Captained Russia to a silver medal at the World Junior Championship and was named to the tournament all-star team, tournament's best forward, one of the top-3 best players on his team and won the tournament MVP ... Led all players in tournament scoring ... T-6th on the team in scoring during the World Championship and helped Russia win the gold medal. **2010-11:** Won a gold medal with Russia at the World Junior Championship while being named to the tournament's all-star team and one of Russia's top players ... Recorded three assists in the gold medal-clinching game versus Canada ... Led Chelyabinsk in points and second in goals and assists. **2009-10:** Represented Russia at the World Junior Championship ... Captained Russia's Under-18 World Championship squad. **2008-09:** Won a silver medal at the Under-18 World Championship.





# JAYNEN RISSLING


Defense  
Height: 6'4" • Weight: 223  
Shoots: Left

Born: September 21, 1993 (Edmonton, Alberta)  
Drafted: Capitals' seventh-round choice, 197th overall, in the 2012 Draft

CAREER STATISTICS			Regular Season											Playoffs				
Year	Team	League	GP	G	A	Pts	PIM	+/-	PP	SH	GW	S	GP	G	A	Pts	PIM	
2006-07	CAC Canadians	EMHA	30	8	8	16	56	-	-	-	-	-	-	-	-	-	-	
2007-08	CAC Canadians	AMBHL	33	7	13	20	54	-	-	-	-	-	2	0	2	2	2	
2008-09	CAC Canadians	AMHL	33	3	11	14	68	-	-	-	-	-	5	0	0	0	22	
2009-10	Calgary	WHL	36	0	8	8	19	7	-	-	-	-	9	1	2	3	4	
	Calgary	M-Cup	1	0	0	0	0	0	-	-	-	-	-	-	-	-	-	
2010-11	Calgary	WHL	67	5	16	21	95	-27	-	-	-	-	-	-	-	-	-	
2011-12	Calgary	WHL	55	5	18	23	124	9	-	-	-	-	5	0	0	0	0	

## Career

**2011-12:** Set career highs in points, assists, plus/minus and penalty minutes and tied a career best in goals ... Finished 3rd among defensemen in points and led the team in penalty minutes. **2010-11:** Ranked 3rd among Calgary defensemen in points ... Finished second on the team in penalty minutes ... Set a career high in games played. **2009-10:** Helped Calgary win the WHL Championship and reach the Memorial Cup tournament ... His uncle, Gary, played for both Washington (NHL) and Hershey (AHL).



# STEFFEN SOBERG


Goaltender  
Height: 5'11" • Weight: 176  
Catches: Left  
Born: August 6, 1993 (Oslo, Norway)

Drafted: Capitals' fourth-round choice, 117th overall, in the 2011 Entry Draft

CAREER STATISTICS			Regular Season											Playoffs				
Year	Team	League	GP	W	L	T	MIN	GA	SO	GAA	SA	SPCT	GP	W	L	Min	GAA	
2009-10	Manglerud U-17	Norway	1	-	-	-	-	-	-	1.00	-	.964	-	-	-	-	-	
	Manglerud II	Norway2	17	-	-	-	-	-	-	3.48	-	.895	-	-	-	-	-	
	Manglerud	Norway	3	-	-	-	-	-	-	3.65	-	.862	4	-	-	-	2.09	
2010-11	Manglerud U-19	Norway	3	-	-	-	-	-	-	2.33	-	.937	1	-	-	-	3.42	
	Manglerud II	Norway2	2	-	-	-	-	-	-	3.00	-	.908	-	-	-	-	-	
	Manglerud	Norway	27	-	-	-	-	-	-	4.17	-	.884	-	-	-	-	-	
	Norway U-18	WJC	6	-	-	-	-	-	-	3.90	-	.931	-	-	-	-	-	
2011-12	Norway U-20	WJC	3	-	-	-	-	-	-	3.57	-	.913	-	-	-	-	-	
2011-12	Manglerud	Norway	17	-	-	-	-	-	-	3.86	-	.901	6	-	-	-	2.60	

## Career

**2011-12:** Was drafted by Swift Current (WHL) 6th overall in the CHL Import Draft ... Returned to Norway to play for Manglerud. **2010-11:** Named one of the top three players for Norway in the 2011 U-20 World Junior Championship ... Finished second in the tournament with a .931 save percentage ... Had the ninth-best save percentage (.913) in the U-20 tournament.



# TAYLOR STEFISHEN


Left Wing  
Height: 6'0" • Weight: 186  
Shoots: Right  
Born: August 15, 1990 (N. Vancouver, British Columbia)

Acquired: From Nashville in exchange for a conditional draft pick in the 2013 NHL Entry Draft

CAREER STATISTICS			Regular Season											Playoffs				
Year	Team	League	GP	G	A	Pts	PIM	+/-	PP	SH	GW	S	GP	G	A	Pts	PIM	
2006-07	Langley	BCHL	59	25	31	56	73	-	-	-	-	-	-	-	-	-	-	
2007-08	Langley Chiefs	BCHL	57	33	48	81	71	-	-	-	-	-	-	-	-	-	-	
2008-09	Ohio State U.	NCAA	15	3	5	8	2	-	-	-	-	-	-	-	-	-	-	
2009-10	Ohio State U.	NCAA	27	5	8	13	12	-	-	-	-	-	-	-	-	-	-	
2010-11	Prince George	WHL	68	24	43	67	72	-	-	-	-	-	4	2	2	4	2	
2011-12	Univ. of Calgary	CIS	25	12	11	23	24	2	-	-	-	-	8	1	4	5	16	

## Career

**2011-12:** Made CIS debut and ranked 1st on the team in points and goals (tied) ... Finished t-3rd on Calgary in points during the playoffs. **2010-11:** Set Prince George single-season rookie records for points (67) and assists (43) and finished second on the team in both categories ... Ranked second among WHL rookies in points and fourth in goals (24) ... Transferred to Prince George after spending the previous two seasons with Ohio State University (NCAA).



# CHANDLER STEPHENSON

Center  
 Height: 5'10" • Weight: 192  
 Shoots: Left  
 Born: April 22, 1994 (Saskatoon, Saskatchewan)  
 Drafted: Capitals' third-round choice, 77th overall, in the 2012 Draft

CAREER STATISTICS			Regular Season											Playoffs				
Year	Team	League	GP	G	A	Pts	PIM	+/-	PP	SH	GW	S	GP	G	A	Pts	PIM	
2008-09	Saskatoon	SMHL	9	2	1	3	2	-	-	-	-	-	-	-	-	-	-	
2009-10	Saskatoon	SMHL	42	17	37	54	34	-	-	-	-	-	11	5	14	19	4	
2010-11	Regina	WHL	60	7	12	19	6	6	-	-	-	-	-	-	-	-	-	
	Canada W. U17	WHC-17	5	4	2	6	8	-	-	-	-	-	-	-	-	-	-	
2011-12	Regina	WHL	55	22	20	42	24	-1	-	-	-	-	5	1	3	4	0	

### Career

Cousin of former NHL enforcer Joey Kocur ... **2011-12:** Posted career highs in goals, assists, points and penalty minutes for Regina ... Ranked 4th on the team in points and 3rd in goals despite missing 17 games due to injury ... Participated in the CHL Top Prospects game and recorded the 3rd-hardest shot in the Hardest Shot competition. **2010-11:** Made his WHL debut with Regina and was teammates with current Capitals prospect Garrett Mitchell ... Ranked 10th on the team in points ... Led Canada Western in points and goals during the World Hockey Challenge ... Ranked 7th in tournament scoring.



# PATRICK WEY

Defense  
 Height: 6'2" • Weight: 200  
 Shoots: Right  
 Born: March 21, 1991 (Pittsburgh, Pa)  
 Drafted: Capitals' fourth-round choice, 115th overall, in the 2009 Entry Draft

CAREER STATISTICS			Regular Season											Playoffs				
Year	Team	League	GP	G	A	Pts	PIM	+/-	PP	SH	GW	S	GP	G	A	Pts	PIM	
2007-08	Waterloo	USHL	35	1	5	6	30	-	-	-	-	-	8	1	0	1	2	
2008-09	Waterloo	USHL	58	7	27	34	75	-	-	-	-	-	3	0	0	0	0	
2009-10	Boston College	NCAA	27	0	5	5	24	-	-	-	-	-	-	-	-	-	-	
2010-11	Boston College	NCAA	37	1	7	8	45	-	-	-	-	-	-	-	-	-	-	
	USA U20	WJC-20	6	0	0	0	2	-	-	-	-	-	-	-	-	-	-	
2011-12	Boston College	NCAA	32	2	5	7	24	17	-	-	-	-	-	-	-	-	-	

### Career

**2011-12:** Helped Boston College win 19 consecutive games, including the NCAA National Championship ... Tallied a goal and three assists in four tournament games ... Helped BC win the Hockey East championship and the NCAA regular season championship ... Was named to the NCAA All-Tournament Team at the Northeast Regional. **2010-11:** Played in six games for the United States in the 2011 Under-20 World Junior Championship, earning a bronze medal ... Set collegiate career-highs in games (37), goals (1), assists (7), points (8) and penalty minutes (45) with Boston College. **2009-10:** Made collegiate debut on 10/18 at Vermont ... Tallied his first NCAA assist on 11/20 at Maine.



# TOM WILSON

Left Wing/Right Wing  
 Height: 6'3" • Weight: 205  
 Shoots: Right  
 Born: March 29, 1994 (Toronto, Ontario)  
 Drafted: Capitals' first-round choice, 16th overall, in the 2012 Draft

CAREER STATISTICS			Regular Season											Playoffs				
Year	Team	League	GP	G	A	Pts	PIM	+/-	PP	SH	GW	S	GP	G	A	Pts	PIM	
2009-10	Toronto	GTHL	73	52	63	115	148	-	-	-	-	-	-	-	-	-	-	
2010-11	Plymouth	OHL	28	3	3	6	71	0	-	-	-	-	-	-	-	-	-	
	Can. Ontario U17	WHC-17	4	0	1	1	6	-	-	-	-	-	-	-	-	-	-	
2011-12	Plymouth	OHL	49	9	18	27	141	17	-	-	-	-	13	7	6	13	39	

### Career

**2011-12:** Participated in the CHL Top Prospects Game ... Was voted as the 'Best Body Checker' in the OHL's 2012 Western Conference Coaches Poll and was a runner up for the 'Hardest Worker' category ... Set career highs in games played, goals, assists, points, penalty minutes and plus/minus with Plymouth ... Ranked 11th on the team in points and 1st in penalty minutes despite missing 19 games ... Ranked 2nd on the team in playoff points and t-1st in goals ... Led Plymouth in postseason penalty minutes and plus/minus (+10). **2010-11:** Helped Canada Ontario win the World Hockey Challenge ... Ranked 7th on Plymouth in penalty minutes despite only playing 28 games in his OHL rookie season.





# AUSTIN WUTHRICH

Right Wing

Height: 6'1" • Weight: 196

Shoots: Right

Born: August 11, 1993

(Bakersfield, Calif.)

Drafted: Capitals' fourth-round choice,  
107th overall, in the 2012 Draft

CAREER STATISTICS			Regular Season											Playoffs			
Year	Team	League	GP	G	A	Pts	PIM	+/-	PP	SH	GW	S	GP	G	A	Pts	PIM
2009-10	Team Illinois U18	Midget	31	9	8	17	22	-	-	-	-	-	-	-	-	-	-
	USNTDP	USHL	15	2	2	4	10	-6	-	-	-	-	-	-	-	-	-
	U.S. National U17	USDP	25	2	3	5	16	-	-	-	-	-	-	-	-	-	-
	USA U17	WHC-17	6	0	0	0	6	-	-	-	-	-	-	-	-	-	-
2010-11	USNTDP	USHL	16	3	4	7	38	-3	-	-	-	-	2	0	0	0	17
	U.S. National U17	USDP	15	2	4	6	55	-	-	-	-	-	-	-	-	-	-
	U.S. National U18	USDP	5	1	1	2	2	-	-	-	-	-	-	-	-	-	-
2011-12	U. of Notre Dame	NCAA	36	7	10	17	34	5	-	-	-	-	-	-	-	-	-

## Career

**2011-12:** Made his collegiate debut with Notre Dame and finished ranked 5th in both points and goals ... Led all N.D. freshmen in points. **2010-11:** Was teammates with current Capitals prospects Connor Carrick, Travis Boyd and Thomas Di Pauli on the USNTDP ... **2009-10:** Was teammates with current Capitals prospect Travis Boyd on the USNTDP ... Helped the U.S. win the gold medal at the World Hockey Challenge.

# YEAR IN REVIEW



# 2011-12 NHL Standings, Playoffs and Awards

## 2011-12 NHL STANDINGS

### EASTERN CONFERENCE NORTHEAST DIVISION

	GP	W	L	OT	GF	GA	PTS	
BOSTON	(2)	82	49	29	4	269	202	102
OTTAWA	(8)	82	41	31	10	249	240	92
BUFFALO	(9)	82	39	32	11	218	230	89
TORONTO	(13)	82	35	37	10	231	264	80
MONTREAL	(15)	82	31	35	16	212	226	78

### ATLANTIC DIVISION

	GP	W	L	OT	GF	GA	PTS	
NY RANGERS	(1)	82	51	24	7	226	187	109
PITTSBURGH	(4)	82	51	25	6	282	221	108
PHILADELPHIA	(5)	82	47	26	9	264	232	103
NEW JERSEY	(6)	82	48	28	6	228	209	102
NY ISLANDERS	(14)	82	34	37	11	203	255	79

### SOUTHEAST DIVISION

	GP	W	L	OT	GF	GA	PTS	
FLORIDA	(3)	82	38	26	18	203	227	94
<b>WASHINGTON</b>	<b>(7)</b>	<b>82</b>	<b>42</b>	<b>32</b>	<b>8</b>	<b>222</b>	<b>230</b>	<b>92</b>
TAMPA BAY	(10)	82	38	36	8	235	281	84
WINNIPEG	(11)	82	37	35	10	225	246	84
CAROLINA	(12)	82	33	33	16	213	243	82

### WESTERN CONFERENCE CENTRAL DIVISION

	GP	W	L	OT	GF	GA	PTS	
ST. LOUIS	(2)	82	49	22	11	210	165	109
NASHVILLE	(4)	82	48	26	8	237	210	104
DETROIT	(5)	82	48	28	6	248	203	102
CHICAGO	(6)	82	45	26	11	248	238	101
COLUMBUS	(15)	82	29	46	7	202	262	65

### PACIFIC DIVISION

	GP	W	L	OT	GF	GA	PTS	
PHOENIX	(3)	82	42	27	13	216	204	97
SAN JOSE	(7)	82	43	29	10	228	210	96
LOS ANGELES	(8)	82	40	27	15	194	179	95
DALLAS	(10)	82	42	35	5	211	222	89
ANAHEIM	(13)	82	34	36	12	204	231	80

### NORTHWEST DIVISION

	GP	W	L	OT	GF	GA	PTS	
VANCOUVER	(1)	82	51	22	9	249	198	111
CALGARY	(9)	82	37	29	16	202	226	90
COLORADO	(11)	82	41	35	6	208	220	88
MINNESOTA	(12)	82	35	36	11	177	226	81
EDMONTON	(14)	82	32	40	10	212	239	74

## 2012 STANLEY CUP PLAYOFFS

### Conference Quarterfinals

**West**  
PHX def. CHI, 4-2  
STL def. SJ, 4-1  
LA def. VAN, 4-1  
NSH def. DET, 4-1

### East

WSH def. BOS, 4-3  
PHI def. PIT, 4-2  
NJ def. FLA, 4-3  
NYR def. OTT, 4-3

### Conference Semifinals

**West**  
PHX def. NSH, 4-1  
LA def. STL, 4-0

### East

NYR def. WSH, 4-3  
NJ def. PHI, 4-1

### Conference Finals

**West**  
LA def. PHX, 4-1

### East

NJ def. NYR, 4-2

### Stanley Cup Final

LA def. NJ, 4-2

## 2011-12 NHL AWARDS

### Stanley Cup

Los Angeles Kings

### Presidents' Trophy

Vancouver Canucks

### Prince of Wales Trophy

New Jersey Devils

### Clarence S. Campbell Bowl

Los Angeles Kings

### Hart Memorial Trophy

Evgeni Malkin, Pittsburgh Penguins

### Ted Lindsay Award

Evgeni Malkin, Pittsburgh Penguins

### Art Ross Trophy

Evgeni Malkin, Pittsburgh Penguins

### Maurice Richard Trophy

Steven Stamkos, Tampa Bay Lightning

### Vezina Trophy

Henrik Lundqvist, New York Rangers

### Calder Memorial Trophy

Gabriel Landeskog, Colorado Avalanche

### Conn Smythe Trophy

Jonathan Quick, Los Angeles Kings

### Frank J. Selke Trophy

Patrice Bergeron, Boston Bruins

### Jack Adams Award

Ken Hitchcock, St. Louis Blues

### James Norris Memorial Trophy

Erik Karlsson, Ottawa Senators

### King Clancy Memorial Trophy

Daniel Alfredsson, Ottawa Senators

### Bill Masterton Memorial Trophy

Max Pacioretty, Montreal Canadiens

### Lady Byng Memorial Trophy

Brian Campbell, Florida Panthers

### William M. Jennings Trophy

Brian Elliott and Jaroslav Halak, St. Louis Blues

### NHL First All-Star Team

LW	Ilya Kovalchuk	New Jersey
C	Evgeni Malkin	Pittsburgh
RW	James Neal	Pittsburgh
D	Shea Weber	Nashville
D	Erik Karlsson	Ottawa
G	Henrik Lundqvist	New York

### NHL Second All-Star Team

LW	Ray Whitney	Phoenix
C	Steven Stamkos	Tampa Bay
RW	Marian Gaborik	New York
D	Zdeno Chara	Boston
D	Alex Pietrangolo	St. Louis
G	Jonathan Quick	Los Angeles

### NHL All-Rookie Team

F	Adam Henrique	New Jersey
F	Gabriel Landeskog	Colorado
F	Ryan Nugent-Hopkins	Edmonton
D	Justin Faulk	Carolina
D	Jake Gardiner	Toronto
G	Jhonas Enroth	Buffalo

# 2011-12 Capitals Notes

## Close calls

According to the Elias Sports Bureau, the Caps-Bruins Eastern Conference quarterfinal series was the first in NHL history to feature seven straight one-goal games. Six of the seven game-winning goals came in the 59th minute of regulation or later in that series. Each team had one game-deciding tally in the final two minutes of regulation in the series. According to Elias, that marked the first Stanley Cup playoff series in 17 years that has featured both teams with a game-winner in the final two minutes of regulation.

## A new leader

Alex Ovechkin scored his 30th career playoff goal in Game 6 of the EQSF, tying him with Peter Bondra for first on the Capitals all-time playoff goal list. Ovechkin has collected 59 points (30 goals, 29 assists) in 51 career playoff games, surpassing Bondra for third place in points in Capitals playoff history.

## Strong debut

Braden Holtby became the third rookie goaltender to defeat the defending Stanley Cup champions in a playoff series when he helped the Capitals eliminate Boston. The other two: Montreal's Ken Dryden (1971, also against Boston) and Calgary's Mike Vernon (1986, against Edmonton). Holtby was the seventh rookie goaltender to post an overtime win in Game 7 of a playoff series and the first since Buffalo's Steve Shields defeated Ottawa in 1997.

## Seventh heaven

The Capitals defeated the Boston Bruins in seven games in the Eastern Conference quarterfinals. Joel Ward scored the game-winning goal at 2:57 of the first overtime to send Washington to the second round. Ward became just the second player in Caps history to score an overtime game-winner in a Game 7. Former Capitals head coach Dale Hunter tallied a goal 5:57 into the first overtime in Game 7 of the 1988 Patrick Division semifinals to eliminate the Philadelphia Flyers.

## Perennial postseasons

With their 4-2 win over the Florida Panthers on April 5, the Washington Capitals clinched their fifth-straight playoff berth, marking the longest streak of playoff appearances in franchise history since their 14-straight postseason trips from the 1982-83 season through 1995-96. The streak of five straight playoff appearances is tied for the fourth-longest active playoff streak in the NHL.



## Striking first

The Capitals went 25-3-5 when scoring first after Dale Hunter took over as head coach on Nov. 28. Washington went 23-1-4 when leading after the first period, which ranked fifth in the NHL and the Caps went 25-0-1 when leading after two periods, third in the NHL (.962 win percentage).

## All about Ovi

- \* Alex Ovechkin finished the 2011-12 season ranked fifth in the NHL with 38 goals.
- \* Alex Ovechkin has scored the most goals (339) and points (679) in the NHL since the 2005-06 season.
- \* Alex Ovechkin scored his 30th goal of the season on March 18 in Chicago and became the ninth player in NHL history to score 30 or more goals in his first seven seasons in the league. He also became just the third player in the league to have scored 30 or more goals every season since 2005-06 (Ovechkin's rookie season).
- \* Alex Ovechkin's overtime goal against the Lightning on March 8 was the 12th of his NHL career. Since his rookie season (2005-06), Ovechkin has scored more overtime goals than any other NHL player.
- \* Alex Ovechkin's 339 goals in his first seven seasons are the seventh-most in NHL history.
- \* Alex Ovechkin registered 303 shots on net this season, tied for the fifth-highest total in the NHL. Since entering the league in 2005-06, Ovechkin has tallied 300 or more shots each season to become the only active player in the NHL to have accomplished such feat in each of the last seven seasons.
- \* Alex Ovechkin was the only player in the league to score 30 or more goals (38) and also dish out 200 or more hits (215) in 2011-12.

## SRO

For the third consecutive year, the Capitals sold out all of their home games and set a club record with 153 consecutive sellouts dating back to 2008-09 (including playoffs).

# 2011-12 Capitals Notes

## O from the D

Washington's 10 blueliners combined for 30 goals and 112 assists for 142 points in the team's 82 games last season. A defenseman contributed at least one point in 62 of Washington's 82 games last year. Washington's defensemen combined for 20 more points last season than they amassed in 2010-11 (28 goals, 93 assists).

## Late bloomer

With his goal on April 2 against Tampa Bay, Jason Chimera set a career high in goals (20) and points (39) in a single campaign. Chimera became one of eight NHL players to score 20 goals in one season for the first time after playing more than 581 games (Red Kelly, Dallas Drake, Ian Laperriere, Ron Schock, Nicklas Lidstrom, Todd Marchant and Kris Draper).

## History, made

For the first time in their 37 seasons in the NHL, the Capitals had three defensemen – Karl Alzner, John Carlson and Dennis Wideman – who played in all of Washington's games in the same season. In those 37 seasons, the Caps have gotten a full season's work out of a defenseman 23 times including the three last season. Alzner and Carlson are just the fourth and fifth defensemen in franchise history to play in every game in a season in two consecutive campaigns and the first to do so in 20 years. Calle Johansson (1990-91 and 1991-92) was the last Caps defenseman to play in every Washington game in consecutive seasons. He followed in the footsteps of Hockey Hall of Famers Rod Langway (1982-83 and 1983-84) and Scott Stevens (1987-88 and 1988-89) as the first three Washington blueliners to achieve that rare feat.

## Six pack

In addition to defensemen Alzner, Carlson and Wideman, the Capitals had three forwards who also played in all 82 of the team's games last season. Troy Brouwer, Jason Chimera and Brooks Laich skated in all of Washington's games last season. The Caps had six players who played in every game for the first time since 1983-84 when the Caps had a franchise record seven players who played in all 80 of the scheduled regular-season games that season. Mike Gartner, Dave Christian, Bobby Carpenter, Craig Laughlin, Doug Jarvis, Glen Currie and Langway played in all 80 games for Washington in 1983-84.



## Saturday night fever

The Caps went 5-0-1 on Saturday games at home in 2011-12 and outscored their opponents 21-12 in those six games.

## Canadian club

The Capitals owned a 13-6-2 record last season against teams from Canada and went 12-2-2 in their last 16 games versus teams from north of the border. Washington outscored its Canadian opponents 48-31 and pitched four shutouts during that span.

## Three of a kind

The Capitals got goals from three different defensemen in a 5-3 loss to San Jose on Feb. 13. It marked the first time last season that three different defensemen tallied goals in the same game (Dmitry Orlov, Roman Hamrlik and Jeff Schultz) and the first time the Caps have had three blueliners score a goal in the same game since a 6-0 whitewash of the Tampa Bay Lightning on Nov. 26, 2010 (John Carlson, John Erskine, Tom Poti).

## Comeback kids

The Capitals 3-2 overtime win against the New York Islanders on Feb. 28 came after two late third-period goals by Troy Brouwer and an Alex Ovechkin goal in overtime. The come-from-behind win was only the third time in Capitals history that they won a game in which they trailed by two goals in the final four minutes of the game. The previous two such wins came on Dec. 6, 2002 (7-6 vs. ATL) and Dec. 1, 1984 (5-4 at BOS; former assistant coach Dean Evason scored his first-career goal for the Caps).

## Staying power

Mike Knuble became the second-oldest player in NHL history to play in his 1,000th career NHL game with his game on Dec. 20 vs. Nashville. Knuble (39 years, 169 days) is second only to Grant Ledyard (40 years, 23 days old) who played his 1,000th career NHL game on Dec. 12, 2001 for the Tampa Bay Lightning. The youngest player to play 1,000th NHL games was Dale Hawerchuk (30 years, 306 days). (Courtesy of Elias Sports Bureau)

# 2011-12 Capitals Notes

## Indicators

The Capitals went 22-8-1 in 2011-12 when they scored a power-play goal. Washington went 16-2-0 when scoring a power-play goal and not allowing a goal with the man advantage.

## One-timers

\* Washington won its first seven games of the 2011-12 season from 10/8 – 10/22 to start the year 7-0-0 for the first time in franchise history. The previous record of 4-0-0 was set in 1991-92 and matched in 1997-98.

\* Dale Hunter became the 15th head coach in Washington Capitals history. He was the third coach in team history to have also played for the Capitals. Roger Crozier, head coach for one game during the 1981-82 season, played in three games for the Caps in 1976-77 while Terry Murray, head coach for 325 games from 1990-1994, appeared in 74 games with Washington during the 1981-82 season.

\* For the first time in franchise history, the Capitals had three alumni behind the bench as head coach and two assistant coaches. Dale Hunter, Dean Evason and Jim Johnson all played with Washington, making the Capitals only the second team in the NHL in 2011-12 with three alumni behind the bench (Buffalo).

## Class of '09

The Capitals 2009 draft class included three players that saw significant time in the NHL last season. Marcus Johansson (24th overall), Dmitry Orlov (55th overall) and Cody Eakin (85th overall) all played 30 or more games for Washington last season, ranking the Capitals as one of just three teams (Nashville and Colorado) in the league to feature three 2009 draft picks to have appeared in 30 or more games this season with the team that drafted them. Washington was the only team in the NHL to feature two rookies, aged 20 or younger, that were drafted after the first round that have appeared in 30 or more NHL games last season (Orlov and Eakin). First-year defenseman Dmitry Orlov finished fourth among rookie blueliners in points, tallying three goals and 16 assists in 60 games this season.

## Career years

A number of Caps had career years in 2011-12. Mathieu Perreault recorded career highs for games played (64), goals (16), assists (14) and points (30). Karl Alzner collected career-best numbers for assists (16) and points (17) while Marcus Johansson had career-best marks in games played (80), goals (14), assists (32) and points (46). Jay Beagle set a career high in games played (41), goals (4) and points (5).





# 2011-12 Individual Statistics

Player	Pos	GP	G	A	P	+/-	PIM	PP	SH	GW	OT	S	S%	TOI/G	Sft/G	FO%
Alex Ovechkin	L	78	38	27	65	-8	26	13	0	3	2	303	12.5	19:48	21.2	40.0
Alexander Semin	L	77	21	33	54	9	56	2	0	1	0	183	11.5	16:47	19.4	9.1
Marcus Johansson	C	80	14	32	46	-5	8	1	0	3	0	90	15.6	16:48	19.8	43.2
Dennis Wideman	D	82	11	35	46	-8	46	4	0	3	1	175	6.3	23:54	27.4	0.0
Nicklas Backstrom	C	42	14	30	44	-4	24	3	0	4	1	95	14.7	19:09	22.6	51.1
Brooks Laich	C	82	16	25	41	-8	34	5	1	5	1	191	8.4	18:29	24.9	47.6
Jason Chimera	L	82	20	19	39	4	78	1	2	5	1	205	9.8	14:25	20.7	48.4
Troy Brouwer	R	82	18	15	33	-15	61	3	0	5	0	133	13.5	17:10	22.6	45.8
John Carlson	D	82	9	23	32	-15	22	4	0	0	0	152	5.9	21:51	27.2	0.0
Mathieu Perreault	C	64	16	14	30	9	24	2	0	4	0	60	26.7	12:01	15.2	50.8
Dmitry Orlov	D	60	3	16	19	1	18	0	0	1	0	51	5.9	16:52	20.6	0.0
Mike Knuble	R	72	6	12	18	-15	32	0	0	0	0	91	6.6	13:56	18.6	51.8
Joel Ward	R	73	6	12	18	12	20	0	0	0	0	79	7.6	12:25	17.5	55.8
Karl Alzner	D	82	1	16	17	12	29	0	0	0	0	56	1.8	20:52	27.0	0.0
Jeff Halpern	C	69	4	12	16	-1	24	0	0	1	0	63	6.3	12:36	19.2	58.4
Roman Hamrlík	D	68	2	11	13	11	34	0	0	1	0	58	3.4	19:13	22.5	0.0
Keith Aucoin	R	27	3	8	11	4	0	0	0	1	0	21	14.3	11:03	13.6	47.1
Matt Hendricks	C	78	4	5	9	-6	95	0	0	0	0	97	4.1	12:07	17.0	53.6
Cody Eakin	C	30	4	4	8	2	4	0	0	0	0	31	12.9	9:16	12.5	52.5
Mike Green	D	32	3	4	7	5	12	3	0	1	1	64	4.7	21:02	23.5	0.0
Jeff Schultz	D	54	1	5	6	-2	12	0	0	0	0	22	4.5	15:17	20.3	0.0
Jay Beagle	R	41	4	1	5	-2	23	0	0	0	0	49	8.2	11:51	16.4	57.7
John Erskine	D	28	0	2	2	3	51	0	0	0	0	20	0.0	12:05	17.5	0.0
Tomas Kundratek	D	5	0	0	0	0	2	0	0	0	0	2	0.0	9:45	13.4	0.0
Joel Rechlicz	R	3	0	0	0	0	10	0	0	0	0	0	0.0	1:58	2.7	0.0
Sean Collins	D	2	0	0	0	-1	0	0	0	0	0	3	0.0	10:56	16.0	0.0
DJ King	L	1	0	0	0	0	0	0	0	0	0	1	0.0	6:58	9.0	0.0

Goaltenders	GP	W	L	OT	SA	GA	GAA	Sv	Sv%	SO	G	A	PIM	TOI
Tomas Vokoun	48	25	17	2	1299	108	2.51	1191	.917	4	0	2	4	2,583
Michal Neuvirth	38	13	13	5	976	95	2.82	881	.903	3	0	1	2	2,020
Braden Holtby	7	4	2	1	192	15	2.49	177	.922	1	0	0	0	361

# 2011-12 Game-by-Game Results

#	Date	Team	W-L-OT	Rec.	GF-GA	Scorers	W Goal	PP	PK	SF-SA	W-L Goaltender	Att.
1	10/8	CAR	W*	1-0-0	4-3	28, 25, 21p, 52p	52	2-5	2-4	36-31	30 / 33	18,506+
2	10/10	TB	W**	2-0-0	6-5	90, 6, 20, 25, 25	26	0-7	4-4	43-28	29 / 30	18,506+
3	10/13	at PIT	W*	3-0-0	3-2	22, 8, 6p	6	1-1	4-5	19-41	29 / 1	18,512+
4	10/15	OTT	W	4-0-0	2-1	9p, 90	90	1-3	1-1	26-34	29 / 35	18,506+
5	10/18	FLA	W	5-0-0	3-0	90p, 28, 25e	90	1-1	2-2	32-20	29 / 25	18,506+
6	10/20	at PHI	W	6-0-0	5-2	85, 8, 44, 8p, 42	44	1-6	2-2	28-42	29 / 30	19,658+
7	10/22	DET	W	7-0-0	7-1	52p, 90, 52p, 85, 42, 85, 19	90	2-4	3-4	25-33	29 / 29	18,506+
8	10/27	at EDM	L	7-1-0	1-2	27	14	0-4	6-8	35-19	35 / 29	16,839+
9	10/29	at VAN	L	7-2-0	4-7	8, 8p, 22ps, 90	33	1-4	3-5	32-43	1 / 29/30	18,860
10	11/1	ANA	W*	8-2-0	5-4	42, 6, 20, 19, 19	19	0-3	1-1	40-15	29 / 1	18,506+
11	11/4	at CAR	W	9-2-0	5-1	15, 20, 74p, 50, 19	20	1-3	4-4	32-25	30 / 30	14,589
12	11/5	at NYI	L	9-3-0	3-5	42, 8, 21p	15	1-3	2-2	28-35	39 / 29	14,812
13	11/8	DAL	L	9-4-0	2-5	28p, 74	16	1-4	4-5	32-36	32 / 30	18,506+
14	11/11	at NJ	W	10-4-0	3-1	8, 25s, 90	25	0-4	5-5	20-33	29 / 30	15,230
15	11/12	NJ	L**	10-4-1	2-3	20, 25	23	0-5	5-5	17-19	1 / 30	18,506+
16	11/15	at NSH	L	10-5-1	1-3	20	33	0-3	2-2	40-31	35 / 29	14,863
17	11/17	at WPG	L	10-6-1	1-4	28	9	0-5	3-5	32-31	31 / 30/29	15,004
18	11/19	at TOR	L	10-7-1	1-7	21	39	0-5	2-5	41-29	50 / 29/30	19,594+
19	11/21	PHX	W	11-7-1	4-3	74, 50, 19, 21p	21	1-5	2-2	31-23	29 / 1	18,506+
20	11/23	WPG	W*	12-7-1	4-3	28, 25, 19, 25	25	0-3	2-2	37-25	29 / 31	18,506+
21	11/25	NYR	L	12-8-1	3-6	20, 74p, 8	22	1-4	4-5	21-33	30 / 30	18,506+
22	11/26	at BUF	L	12-9-1	1-5	25ps	29	0-4	2-2	27-28	1 / 29	18,690+
23	11/29	STL	L	12-10-1	1-2	19	36	0-1	4-4	19-30	41 / 29	18,506+
24	12/1	PIT	L	12-11-1	1-2	25	14	0-2	3-3	17-35	29 / 29	18,506+
25	12/3	OTT	W*	13-11-1	3-2	19, 20, 21	21	0-4	1-1	35-34	30 / 41	18,506+
26	12/5	at FLA	L	13-12-1	4-5	22, 50, 21, 25	9	0-2	3-6	32-30	30 / 30	16,337
27	12/7	at OTT	W	14-12-1	5-3	15, 19p, 8, 20, 74e	20	1-4	5-6	44-34	29 / 41	17,771
28	12/9	TOR	W	15-12-1	4-2	6p, 6p, 19p, 21p	19	4-6	2-2	25-28	29 / 34	18,506+
29	12/13	PHI	L	15-13-1	1-5	15	43	0-3	1-1	32-33	30 / 29/30	18,506+
30	12/15	at WPG	W	16-13-1	1-0	8	8	0-2	4-4	28-26	30 / 31	15,004
31	12/17	at COL	L	16-14-1	1-2	28	6	0-4	2-2	26-28	35 / 30	16,011
32	12/20	NSH	W	17-14-1	4-1	8, 19, 28, 20p	19	1-2	5-5	23-21	30 / 39	18,506+
33	12/23	at NJ	L**	17-14-2	4-3	21, 25, 25	17	0-3	3-4	25-28	30 / 30	14,043
34	12/26	at BUF	L	17-15-2	4-2	26, 8p	10	1-4	3-5	22-23	30 / 30/29	18,690+
35	12/28	NYR	W	18-15-2	4-1	90, 20, 28, 28	20	0-2	5-5	23-32	29 / 43	18,506+
36	12/30	BUF	W	19-15-2	3-1	8p, 19, 8	19	1-2	1-1	21-26	29 / 30	18,506+
37	12/31	at CBJ	W	20-15-2	4-2	8, 28, 6, 8p	6	1-1	1-1	26-37	29 / 1	18,199+
38	1/3	CGY	W	21-15-2	3-1	8p, 20p, 6	20	2-3	4-4	21-19	29 / 34	18,506+
39	1/7	at SJ	L	21-16-2	2-5	6p, 42	12	1-1	2-3	30-39	31 / 29	17,562+
40	1/9	at LA	L	21-17-2	2-5	90, 90	3	0-3	2-3	22-35	45 / 29/30	18,118+
41	1/11	PIT	W	22-17-2	1-0	25	25	0-2	0-0	21-30	29 / 29	18,506+
42	1/13	TB	W	23-17-2	4-3	8p, 20p, 20, 20e	20	2-4	4-5	20-31	29 / 30	18,506+
43	1/15	CAR	W	24-17-2	2-1	28, 81	81	0-1	3-4	24-44	29 / 30	18,506+
44	1/17	NYI	L	24-18-2	0-3		91	0-3	4-6	17-28	20 / 29	18,506+
45	1/18	at MTL	W	25-18-2	3-0	85, 90, 8p	85	1-4	7-7	16-31	30 / 31	21,273+
46	1/20	at CAR	L	25-19-2	0-3		36	0-3	1-3	23-33	30 / 29	17,507
47	1/22	at PIT	L*	25-19-3	3-4	21, 28, 8	71	0-4	4-5	20-27	29 / 30	18,565+
48	1/24	BOS	W	26-19-3	5-3	50, 85, 85, 85, 6e	85	0-1	1-2	23-32	29 / 40	18,506+
49	1/31	at TB	L*	26-19-4	3-4	26, 85, 20	91	0-3	1-1	29-31	32 / 29	17,754
50	2/1	at FLA	L	26-20-4	2-4	21, 74	9	0-2	3-4	28-38	30 / 30	15,231
51	2/4	at MTL	W	27-20-4	3-0	6, 26, 28ps	6	0-3	1-1	23-30	29 / 30	21,273+
52	2/5	BOS	L	27-21-4	1-4	90	63	0-1	3-3	36-30	30 / 29	18,506+
53	2/7	FLA	W	28-21-4	4-0	85, 8p, 25s, 8	85	1-1	4-4	24-42	29 / 30	18,506+
54	2/9	WNP	L**	28-21-5	2-3	8p, 28p	18	2-5	1-3	34-27	31 / 29	18,506+
55	2/12	at NYR	L	28-22-5	2-3	28, 74	8	0-2	2-2	26-28	30 / 30	18,200+
56	2/13	SJ	L	28-23-5	3-5	81, 44, 55	88	0-4	3-6	42-35	1 / 70	18,506+
57	2/17	at FLA	W	29-23-5	2-1	8p, 28	28	1-6	3-3	41-23	29 / 60	17,779+
58	2/18	at TB	L	29-24-5	1-2	21	91	0-2	5-5	24-23	32 / 29	19,204
59	2/20	at CAR	L	29-25-5	0-5		28	0-2	3-4	17-40	35 / 29/30	16,837
60	2/22	at OTT	L	29-26-5	2-5	74p, 85	9	1-5	1-3	35-26	41 / 29/30	18,357
61	2/24	MTL	W	30-26-5	4-1	85, 25, 8, 42e	25	0-6	4-4	24-31	30 / 31	18,506+
62	2/25	at TOR	W	31-26-5	4-2	90, 28, 15, 23	15	0-1	4-4	36-30	30 / 34	19,577+
63	2/28	NYI	W*	32-26-5	3-2	20, 20, 8	8	0-4	3-3	34-24	30 / 20	18,506+



# 2011-12 Game-by-Game Results

#	Date	Team	W-L-OT	Rec.	GF-GA	Scorers	W Goal	PP	PK	SF-SA	W-L Goaltender	Att.
64	3/2	NJ	L	32-27-5	0-5		9	0-2	1-2	23-20	1 / 30	18,506+
65	3/4	PHI	L	32-28-5	0-1		13	0-0	1-1	34-23	30 / 30	18,506+
66	3/6	CAR	L*	32-28-6	3-4	20, 83, 21	28	0-1	2-2	49-36	30 / 30	18,506+
67	3/8	TB	W*	33-28-6	3-2	23, 90, 8	8	0-2	1-3	32-26	29 / 40	18,506+
68	3/10	at BOS	W	34-28-6	4-3	28, 26, 83, 21p	21	1-3	2-2	30-33	29 / 30	17,565+
69	3/11	TOR	W	35-28-6	2-0	21s, 85	21	0-1	1-1	23-23	30 / 50	18,506+
70	3/13	at NYI	W**	36-28-6	5-4	22, 8, 81, 8, 26so	26	0-0	3-5	28-30	30 / 20	11,488
71	3/16	at WNP	L	36-29-6	2-3	21, 85p	33	1-3	5-5	22-28	31 / 29	15,004
72	3/18	at CHI	L	36-30-6	2-5	22, 8	88	0-1	1-2	18-29	50 / 30	21,561+
73	3/19	at DET	W	37-30-6	5-3	8p, 22, 8p, 23, 25pe	23	3-4	2-3	22-33	70 / 35	20,066+
74	3/22	at PHI	L**	37-30-7	1-2	8	17	0-2	1-1	31-28	30 / 70	19,948+
75	3/23	WNP	L*	37-30-8	3-4	25, 8, 8	14	0-2	2-2	23-42	31 / 30	18,506+
76	3/25	MIN	W	38-30-8	3-0	25, 85p, 8	25	1-3	2-2	23-28	70 / 31	18,506+
77	3/27	BUF	L	38-31-8	1-5	28	21	0-4	1-1	45-31	30 / 70/30	18,506+
78	3/29	at BOS	W**	39-31-8	3-2	6, 90, 21so	21	0-1	1-1	23-28	29/30 / 30	17,565+
79	3/31	MTL	W**	40-31-8	3-2	85, 83, 26so	26	0-5	4-4	33-41	30 / 30	18,506+
80	4/2	at TB	L	40-32-8	2-4	28, 25	91	0-2	3-4	33-27	30 / 30	19,204
81	4/5	FLA	W	41-32-8	4-2	83, 8, 21, 28	21	0-2	1-1	24-27	30/70 / 60/30	18,506+
82	4/7	at NYR	W	42-32-8	4-1	8, 85, 74p 19	85	1-3	3-3	17-36	70 / 30	18,200+

\* Overtime    \*\* Shootout    s Shorthanded goal    p Power-play goal    ps Penalty shot    e Empty net goal    + Sellout

## GOALS BY PERIOD

	1	2	3	OT	Total	Avg.
Capitals	59	70	82	7	218	
Opponents	67	85	70	4	226	2.76

## SHOTS BY PERIOD

	1	2	3	OT	Total	Avg.
Capitals	724	785	758	28	2295	28.03
Opponents	784	858	797	36	2475	30.23

## POWER PLAY

	G	Att.	Pct.	Rank
Overall	41	245	16.7	T-18th NHL
Home	23	123	18.7	13th NHL
Road	18	122	14.8	20th NHL

## PENALTY KILLING

	G	Att.	Pct.	Rank
Overall	49	266	81.6	T-20th NHL
Home	19	120	84.2	12th NHL
Road	30	146	79.4	22nd NHL

## PENALTIES

	Pen.	PIM	Avg.	Rank
Overall	326	767	9.4	6th NHL



# 2011-12 Home and Road Statistics

Player	Pos	HOME					ROAD					TOTAL				
		GP	G	A	P	+/-	GP	G	A	P	+/-	GP	G	A	P	+/-
Alex Ovechkin	L	40	16	16	32	3	38	22	11	33	-11	78	38	27	65	-8
Alexander Semin	L	38	11	15	26	5	39	10	18	28	4	77	21	33	54	9
Dennis Wideman	D	41	6	20	26	4	41	5	15	20	-12	82	11	35	46	-8
Marcus Johansson	C	40	7	18	25	1	40	7	14	21	-6	80	14	32	46	-5
Nicklas Backstrom	C	22	11	15	26	2	20	3	15	18	-6	42	14	30	44	-4
Brooks Laich	C	41	7	16	23	4	41	9	9	18	-12	82	16	25	41	-8
Jason Chimera	L	41	13	11	24	9	41	7	8	15	-5	82	20	19	39	4
Troy Brouwer	R	41	14	7	21	0	41	4	8	12	-15	82	18	15	33	-15
John Carlson	D	41	3	13	16	1	41	6	10	16	-16	82	9	23	32	-15
Mathieu Perreault	C	30	10	6	16	8	34	6	8	14	1	64	16	14	29	9
Dmitry Orlov	D	32	2	6	8	2	28	1	10	11	-1	60	3	16	19	1
Mike Knuble	R	34	0	8	8	-8	38	6	4	10	-7	72	6	12	18	-15
Joel Ward	R	35	3	9	12	10	38	3	3	6	2	73	6	12	18	12
Karl Alzner	D	41	0	9	9	12	41	1	7	8	0	82	1	16	17	12
Jeff Halpern	C	35	1	8	9	0	34	3	4	7	-1	69	4	12	16	-1
Roman Hamrlik	D	33	1	6	7	3	35	1	5	6	8	68	2	11	13	11
Keith Aucoin	R	14	1	2	3	1	13	2	6	8	3	27	3	8	11	4
Matt Hendricks	C	39	0	4	4	-4	39	4	1	5	-2	78	4	5	9	-6
Cody Eakin	C	15	2	1	3	-2	15	2	3	5	4	30	4	4	8	2
Mike Green	D	17	3	2	5	2	15	0	2	2	3	32	3	4	7	5
Jeff Schultz	D	28	1	3	4	4	26	0	2	2	-6	54	1	5	6	-2
Jay Beagle	R	23	3	1	4	4	18	1	0	1	-6	41	4	1	5	-2
John Erskine	D	11	0	1	1	1	17	0	1	1	2	28	0	2	2	3
Tomas Vokoun	G	23	0	2	2	0	25	0	0	0	0	48	0	2	2	0
Michal Neuvirth	G	17	0	0	0	0	22	0	1	1	0	39	0	1	1	0
Tomas Kundratak	D	4	0	0	0	0	1	0	0	0	0	5	0	0	0	0
Sean Collins	D	0	0	0	0	0	2	0	0	0	-1	2	0	0	0	-1
DJ King	L	1	0	0	0	0	0	0	0	0	0	1	0	0	0	0
Joel Rechlicz	R	1	0	0	0	0	2	0	0	0	0	3	0	0	0	0



# 2011-12 Even-Strength & Special Teams

Player	Pos	GP	EVEN STRENGTH			POWER PLAY			SHORTHANDED		
			G	A	P	G	A	P	G	A	P
Alex Ovechkin	L	78	37	27	64	13	10	23	0	0	0
Alexander Semin	L	77	20	33	53	2	9	11	0	0	0
Dennis Wideman	D	82	11	35	46	4	16	20	0	0	0
Marcus Johansson	C	80	14	31	45	1	7	8	0	0	0
Nicklas Backstrom	C	42	14	30	44	3	16	19	0	0	0
Jason Chimera	L	82	20	19	39	1	0	1	2	0	2
Brooks Laich	C	82	15	24	39	5	4	9	1	0	1
Troy Brouwer	R	82	18	14	32	3	2	5	0	1	1
John Carlson	D	82	9	23	32	4	3	7	0	1	1
Mathieu Perreault	C	64	16	14	30	2	0	2	0	0	0
Mike Knuble	R	72	6	12	18	0	4	4	0	0	0
Joel Ward	R	73	6	12	18	0	0	0	0	0	0
Dmitry Orlov	D	60	3	15	18	0	2	2	0	0	0
Jeff Halpern	C	69	4	12	16	0	0	0	0	0	0
Karl Alzner	D	82	1	15	16	0	1	1	0	0	0
Roman Hamrlik	D	68	2	10	12	0	0	0	0	0	0
Keith Aucoin	R	27	3	7	10	0	0	0	0	0	0
Matt Hendricks	C	78	4	5	9	0	0	0	0	1	1
Cody Eakin	C	30	4	4	8	0	0	0	0	0	0
Mike Green	D	32	3	4	7	3	1	4	0	0	0
Jeff Schultz	D	54	1	5	6	0	0	0	0	0	0
Jay Beagle	R	41	3	1	4	0	0	0	0	0	0
John Erskine	D	28	0	2	2	0	0	0	0	1	1
Tomas Vokoun	G	48	0	2	2	0	1	1	0	0	0
Michal Neuvirth	G	39	0	1	1	0	0	0	0	0	0
Tomas Kundratek	D	5	0	0	0	0	0	0	0	0	0
Sean Collins	D	2	0	0	0	0	0	0	0	0	0
DJ King	L	1	0	0	0	0	0	0	0	0	0
Joel Rechlicz	R	3	0	0	0	0	0	0	0	0	0



# 2011-12 Situational Statistics

## SCORING BY PERIOD

	1st	2nd	3rd	OT
Alex Ovechkin	12-5-17	10-10-20	14-11-25	2-1-3
Alexander Semin	5-7-12	8-12-20	8-14-22	-
Dennis Wideman	3-5-8	4-10-14	3-17-20	1-3-4
Nicklas Backstrom	4-9-13	4-6-10	5-13-18	1-2-3
Marcus Johansson	8-8-16	1-11-12	5-12-17	0-1-1
Brooks Laich	3-7-10	5-7-12	7-11-18	1-0-1
Jason Chimera	4-6-10	6-6-12	9-5-14	1-2-2
Troy Brouwer	3-5-8	6-4-10	9-6-15	-
John Carlson	1-7-8	3-7-10	5-9-14	-
Mathieu Perreault	6-2-8	5-7-12	5-5-10	-
Joel Ward	1-1-2	1-5-6	4-6-10	-
Dmitry Orlov	0-3-3	1-8-9	2-4-6	0-1-1
Mike Knuble	2-6-8	4-3-7	0-3-3	-
Jeff Halpern	0-7-7	3-0-3	1-5-6	-
Karl Alzner	1-7-8	0-5-5	0-3-3	0-1-1
Roman Hamrlik	0-2-2	0-5-5	2-4-6	-
Keith Aucoin	1-3-4	2-3-5	0-2-2	-
Matt Hendricks	2-1-3	1-2-3	1-2-3	-
Cody Eakin	0-1-1	3-2-5	1-1-2	-
Mike Green	1-0-1	1-1-2	0-3-3	1-0-1
Jeff Schultz	0-1-1	0-2-2	1-1-2	0-1-1
Jay Beagle	2-0-2	2-1-3	-	-
John Erskine	-	-	0-2-2	-
Tomas Vokoun	0-2-2	-	-	-
Michal Neuvirth	-	0-1-1	-	-

## SITUATIONAL GOALS

	For	Against
<b>5 on 5</b>	152	150
<b>5 on 4</b>	36	9
<b>5 on 3</b>	3	0
<b>4 on 4</b>	13	9
<b>4 on 3</b>	2	0
<b>3 on 3</b>	0	0
<b>3 on 4</b>	0	1
<b>3 on 5</b>	0	2
<b>4 on 5</b>	3	46
<b>Empty net</b>	6	8
<b>Penalty shots</b>	3	1
<b>Goalie pulled</b>	3	4
<b>1st minute of game</b>	4	0
<b>Last minute of game</b>	8	9
<b>1st minute of period</b>	7	8
<b>Last minute of period</b>	15	20
<b>Within a minute of Caps goal</b>	4	6
<b>Within a minute of opp. goal</b>	7	3

**Quickest back-to-back goals scored:** 0:15, 12/7 at OTT (A. Ovechkin/T. Brouwer)  
**Quickest back-to-back goals scored, one player:** 3:00, 11/1 ANA (N. Backstrom)  
**Quickest back-to-back goals allowed:** 0:05, 11/15 at NSH (C. Wilson/S. Weber)  
**Fastest goal to start a game:** 0:13 (M. Perreault, 2/7 vs. FLA, W 4-0)  
**Fastest goal allowed to start a game:** 1:39 (T. Connolly, 11/19 at TOR, L 1-7)  
**Fastest goal to start a period:** 0:13, 2/7 vs. FLA (M. Perreault)  
**Fastest goal allowed to start a period:** 0:18, 10/8 vs. CAR (E. Staal)  
**Fastest goal after an opponent's goal:** 0:12, 11/23 vs. WPG (J. Chimera)

**5-on-3 PP Goals/Opp. (time):** 3/5 (6:56)  
**5-on-3 PK Kill/Opp. (time):** 3/11 (8:16)  
**4-on-4 Goals/GA (time):** 12/7 (118:59)  
**4-on-3 PP Goals/Opp. (time):** 2/8 (5:10)  
**4-on-3 PK Kill/Opp. (time):** 5/6 (6:18)

# 2011-12 Situational Statistics

Last 10 games:	6-2-2	Opponent is shut out:	8-0-0	October:	7-2-0
Last 10 at home:	5-3-2	Opponent scores one goal:	12-1-0	November:	5-8-1
Last 10 on road:	6-3-1	Opponent scores two goals:	11-5-1	December:	8-5-1
One-goal games:	19-9-8	Opponent scores three goals:	8-5-2	January:	6-4-2
Two-goal games:	11-6	Opponent scores four goals:	2-5-4	February:	6-7-1
Three-goal games:	12-17	Opponent scores five-plus goals:	1-15-0	March:	8-5-3
Washington scores first:	29-7-6	Washington outshoots opponent:	16-13-3	April:	2-1-0
Opponent scores first:	13-25-2	Outshot by opponent:	25-19-5	Playing on a Monday:	3-6-0
Washington led at one point:	32-5-5	Shots are even:	1-0-0	Playing on a Tuesday:	8-6-2
Washington trailed at one point:	13-30-3	Washington has 10-19 shots on net:	3-5-1	Playing on a Wednesday:	5-2-0
Leading after one period:	23-1-4	Washington has 20-29 shots on net:	24-12-3	Playing on a Thursday:	6-3-2
Trailing after one period:	9-21-1	Washington has 30-39 shots on net:	18-16-2	Playing on a Friday:	7-4-2
Tied after one period:	10-10-1	Washington has 40+ shots on net:	4-4-1	Playing on a Saturday:	10-7-1
Leading after two periods:	25-0-1	Opponent has 10-19 shots on net:	2-1-1	Playing on a Sunday:	3-4-1
Trailing after two periods:	9-21-1	Opponent has 20-29 shots on net:	16-13-3	Record in first of back-to-back games:	7-4-2
Tied after two periods:	9-6-4	Opponent has 30-39 shots on net:	19-16-3	Record in second of back-to-back games:	5-6-2
Overtime:	11-8	Opponent has 40+ shots on net:	5-2-1	At night:	37-29-7
Shootout:	4-4	Washington has more penalties than opponent:	18-19-2	Afternoon (before 6 p.m.):	5-3-1
Washington is shut out:	0-5-0	Opponent has more penalties:	20-6-3	vs. Northeast Division:	14-6-0
Washington scores one goal:	2-11-1	Penalties are even:	4-7-2	vs. Atlantic Division:	8-8-4
Washington scores two goals:	4-10-2	Washington scores on the power play:	22-8-1	vs. Southeast Division:	12-8-4
Washington scores three goals:	13-3-4	Opponent scores on the power play:	11-18-2	vs. EASTERN CONFERENCE:	34-22-8
Washington scores four goals:	14-2-0	Washington fails to score on the power play:	18-23-6	vs. Central Division:	4-3-0
Washington scores five-plus goals:	9-0-0	Opponent fails to score on the power play:	29-14-5	vs. Pacific Division:	2-4-0
		Caps score a PPG and do not allow a PPG:	16-2-0	vs. Northwest Division:	2-3-0
				vs. WESTERN CONFERENCE:	8-10-0

## SCORING BY MONTH

	Oct. (9 GP)	Nov. (14 GP)	Dec. (14 GP)	Jan. (12 GP)	Feb. (14 GP)	March (16 GP)	April (3 GP)
Alex Ovechkin	5-4-9	3-6-9	8-5-13	4-4-8	6-4-10	10-4-14	2-0-2
Nicklas Backstrom	2-10-12	6-8-14	5-7-12	0-4-4	-	-	1-1-2
Dennis Wideman	2-6-8	1-4-5	3-9-12	3-5-8	1-4-5	1-6-7	-
Alexander Semin	2-4-6	3-1-4	4-5-9	3-6-9	5-8-13	2-7-9	2-2-4
Marcus Johansson	5-1-6	1-6-7	1-5-6	3-6-9	2-4-6	2-8-10	0-2-2
Brooks Laich	1-3-4	3-6-9	4-3-7	1-3-4	2-4-6	4-3-7	1-2-3
Jason Chimera	4-1-5	5-4-9	3-1-4	1-2-3	2-7-9	3-4-7	1-0-1
Troy Brouwer	1-3-4	5-4-9	4-1-5	5-3-8	2-1-3	1-2-3	0-1-1
John Carlson	0-3-3	4-5-9	1-9-10	0-1-1	3-3-6	0-2-2	1-0-1
Mathieu Perreault	3-2-5	-	0-2-2	5-2-7	3-4-7	4-3-7	1-1-2
Joel Ward	2-2-4	2-2-4	0-4-4	1-2-3	1-2-3	0-1-1	-
Jeff Halpern	0-3-3	1-1-2	2-3-5	0-3-3	1-0-1	0-2-2	-
Karl Alzner	1-3-4	0-3-3	0-3-3	0-1-1	0-1-1	0-3-3	0-1-1
Mike Knuble	2-4-6	0-1-1	1-1-2	0-2-2	0-1-1	3-3-6	-
Roman Hamrlik	1-0-1	-	0-2-2	0-4-4	1-2-3	-	0-3-3
Dmitry Orlov	-	0-1-1	0-3-3	1-2-3	1-3-4	1-5-6	0-1-1
Cody Eakin	-	-	3-3-6	1-1-2	-	-	-
Matt Hendricks	0-3-3	-	1-0-1	1-0-1	1-1-2	1-1-2	-
Jeff Schultz	0-2-2	0-3-3	-	-	1-0-1	-	-
Mike Green	3-3-6	-	-	-	-	0-1-1	-
John Erskine	-	0-2-2	-	-	-	-	-
Tomas Vokoun	-	0-1-1	0-1-1	-	-	-	-
Keith Aucoin	-	-	-	-	1-1-2	2-5-7	0-2-2
Jay Beagle	-	-	-	0-1-1	-	3-0-3	1-0-1
Michal Neuvirth	-	-	-	-	-	0-1-1	-

# 2011-12 Statistics & Notes

## CAPITALS MULTIPLE GAMES

	GOALS			ASSISTS			POINTS					
	2	3	Total	2	3+	Total	2	3	4	5	Total	
Alex Ovechkin	8	-	8	7	-	7	17	1	-	-	-	18
Nicklas Backstrom	1	-	1	6	1	7	15	1	-	-	-	16
Alexander Semin	1	-	1	4	-	4	12	-	-	-	-	12
Jason Chimera	3	-	3	1	-	1	8	-	-	-	-	8
Marcus Johansson	1	-	1	4	-	4	8	-	-	-	-	8
Dennis Wideman	1	-	1	4	-	4	4	1	1	-	-	6
Troy Brouwer	1	1	2	4	-	4	4	1	-	-	-	5
Brooks Laich	-	-	-	2	1	3	4	1	-	-	-	5
Mathieu Perreault	1	1	2	1	-	1	3	1	-	-	-	4
Roman Hamrlík	-	-	-	2	-	2	3	-	-	-	-	3
John Carlson	-	-	-	1	1	2	2	1	-	-	-	3
Joel Ward	-	-	-	-	-	-	2	-	-	-	-	2
Keith Aucoin	-	-	-	-	1	1	1	1	-	-	-	2
Mike Knuble	-	-	-	1	-	1	2	-	-	-	-	2
Matt Hendricks	-	-	-	1	-	1	1	-	-	-	-	1
Dmitry Orlov	-	-	-	1	-	1	1	-	-	-	-	1
Mike Green	1	-	1	1	-	1	-	-	1	-	-	1
Cody Eakin	-	-	-	-	-	-	1	-	-	-	-	1
Jeff Halpern	-	-	-	-	-	-	1	-	-	-	-	1

## CAPITALS' THREE STARS

(5-3-1 basis)	1st	2nd	3rd	TOTAL	Points
Alex Ovechkin	8	7	9	24	70
Tomas Vokoun	7	2	4	13	47
Jason Chimera	4	3	5	12	34
Nicklas Backstrom	4	4	2	10	34
Michal Neuvirth	5	-	3	8	28
Marcus Johansson	2	4	3	9	25
Brooks Laich	3	1	3	7	21
Alexander Semin	2	2	4	8	20
Dennis Wideman	2	3	-	5	19
Troy Brouwer	1	1	3	5	11
Mike Green	2	-	-	2	10
Braden Holtby	2	-	-	2	10
Jay Beagle	-	3	-	3	9
Mathieu Perreault	1	-	3	4	8
John Carlson	1	-	1	2	6
Mike Knuble	-	1	2	3	5
Roman Hamrlík	-	1	1	2	4
Dmitry Orlov	-	1	-	1	3
Matt Hendricks	-	1	-	1	3
Keith Aucoin	-	1	-	1	3
Joel Ward	-	-	1	1	1

## RECORD WITH A

GOAL	POINT	
Nicklas Backstrom	12-1-0	21-7-0
Alex Ovechkin	21-5-4	34-7-5
Dennis Wideman	9-1-0	28-5-4
Alexander Semin	12-6-2	28-10-4
Mike Knuble	3-3-0	11-4-1
Marcus Johansson	10-3-0	27-10-1
Mike Green	2-0-0	4-0-0
Mathieu Perreault	10-2-1	13-9-3
Jason Chimera	10-5-2	15-14-2
Brooks Laich	7-6-3	22-9-5
Joel Ward	4-2-0	11-6-0
Karl Alzner	0-1-1	14-3-0
Troy Brouwer	10-3-2	18-6-2
Jeff Halpern	3-1-0	10-4-1
John Carlson	4-5-0	15-10-1
Cody Eakin	3-1-0	4-3-0
Matt Hendricks	2-1-1	6-1-1
Jeff Schultz	0-1-0	4-2-0
Roman Hamrlík	0-1-0	7-3-0
John Erskine		2-0-0
Dmitry Orlov	2-1-0	12-5-1
Tomas Vokoun		1-1-0
Keith Aucoin	3-0-0	6-1-1
Jay Beagle	3-0-1	4-0-1
Michal Neuvirth		0-1-1





# 2011-12 Highs, Lows & Streaks

## TEAM

**Most goals, game:** 7 (10/22 vs. DET, W 7-1)  
**Most goals, period:** 4 (twice, last: 12/31 at CBJ, W 4-2 - third)  
**Most goals allowed, game:** 7 (twice, last: 11/19 at TOR, L 1-7)  
**Most goals allowed, period:** 4 (three, last: 12/26 at BUF, L 2-4 - first)  
**Fewest goals, game:** 0 (four times, last: 3/2 vs. NJ, L 0-5)  
**Fewest goals allowed, game:** 0 (eight times, last: 3/25 vs. MIN, W 3-0)  
**Most shots, game:** 49 (3/6 vs. CAR, L 3-4 ot)  
**Most shots, period:** 20 (10/10 vs. TB, W 6-5 so - third)  
**Most shots allowed, game:** 44 (1/15 CAR, W 2-1)  
**Most shots allowed, period:** 18 (two times, last: 1/15 CAR, W 2-1 - third & 10/13 at PIT, W 3-2 ot - third)  
**Fewest shots, game:** 16 (1/18 at MTL, W 3-0)  
**Fewest shots, period:** 0 (four times, last: 3/31 vs. MTL, W 3-2 so - overtime)  
**Fewest shots allowed, game:** 15 (11/1 ANA, W 5-4 ot)  
**Fewest shots allowed, period:** 0 (three times, last: 3/8 vs. TB, W 3-2 - overtime)  
**Most penalties, game:** 9 (10/27 at EDM, L 1-2)  
**Most penalties, period:** 6 (12/5 at FLA, L 4-5 - first)  
**Most penalty minutes, game:** 27 (12/5 at FLA, L 4-5)  
**Most penalty minutes, period:** 23 (12/5 at FLA, L 4-5 - first)  
**Fewest penalties, game:** 1 (10 times, last 4/5 vs. FLA, W 4-2)  
**Fewest penalty minutes, game:** 2 (nine times, last 4/5 vs. FLA, W 4-2)  
**Most power-play goals, game:** 4 (12/9 vs. TOR, W 4-2)  
**Most power-play goals, period:** 2 (four times, last: 3/19 at DET, W 5-3 - first)  
**Fewest power-play opportunities, game:** 0 (3/13 at NYI, W 5-4 so)  
**Most power-play goals allowed, game:** 3 (three, last 2/13 vs. SJ, L 3-5)  
**Most power-play goals allowed, period:** 3 (11/19 at TOR, L 1-7 - second)  
**Most shorthanded goals, game:** 1 (three times: 3/11 vs. TOR W 2-0)  
**Most shorthanded goals allowed, game:** 2 (11/21 vs. PHX, W 4-3)  
**Largest margin of victory:** 6 (10/22 vs. DET, W 7-1)  
**Largest margin of defeat:** 6 (11/19 at TOR, L 1-7)  
**Longest winning streak:** 7 games (10/8 - 10/22)  
**Longest home winning streak:** 7 games (12/20 - 1/15)  
**Longest road winning streak:** 3 games (2/25-3/16)  
**Longest losing streak:** 4 games (twice, last: 11/25-12/1)  
**Longest home losing streak:** 3 games (11/25-12/1)  
**Longest road losing streak:** 5 games (11/15 - 12/5)  
**Largest deficit overcome in a win:** 3 goals (11/1 ANA, W 5-4, ot)  
**Largest deficit overcome in an OT or SO loss:** 3 goals (two times: 3/13 at NYI, W 5-4 so & 12/23 at NJ, L 3-4, so)  
**Largest lead surrendered in a loss:** 2 goals (11/5 at NYI, L 3-5)  
**Largest lead surrendered in an OT or SO loss:** 3 goals (3/23 vs. WNP, L 3-4 ot)

## INDIVIDUAL

**Most goals, game:** 3 (two times, last: M. Perreault, 1/24 vs. BOS, W 5-3 & Troy Brouwer, 1/13 vs. TB, W 4-3)  
**Most goals, period:** 2 (seven times, last: A. Ovechkin, 3/23 vs. WNP, L 3-4 ot - second)  
**Most assists, game:** 3 (four times, last: K. Aucoin, 3/13 at NYI, W 5-4 so)  
**Most assists, period:** 2 (12 times, last: A. Ovechkin, 3/29 at BOS, W 3-2 so - third)  
**Most points, game:** 4 (M. Green, 10/22 vs. DET, W 7-1)  
**Most points, period:** 3 (twice, last D. Wideman, 12/31 at CBJ, W 4-2 1g-2a)  
**Most power-play goals, game:** 2 (two times A. Ovechkin, 3/19 at DET, W 5-3 & M. Green, 10/22 vs. DET, W 7-1)  
**Most shorthanded goals, game:** 1 (three times: B. Laich, 3/11 vs. TOR, W 2-0)  
**Most penalty minutes, game:** 17 (J. Erskine, 12/5 at FLA, L 4-5)  
**Most saves, game:** 43 (T. Vokoun, 1/15 CAR, W 2-1)  
**Most saves, period:** 18 (T. Vokoun, 1/15 CAR, W 2-1 - third)  
**Most ice time, game:** 33:52 (D. Wideman, 11/12 vs. NJ, L 2-3 so)  
**Most shots on goal, game:** 8 (five times, last: M. Green, 2/22 at OTT, L 2-5)  
**Most faceoff wins, game:** 17 (B. Laich, 1/22 at PIT, L 3-4 ot)  
**Most faceoffs taken, game:** 39 (B. Laich, 1/22 at PIT, L 3-4 ot)  
**Most hits, game:** 11 (two times: T. Brouwer, 1/11 vs. PIT, W 1-0 & A. Ovechkin, 11/12 vs. NJ, L 2-3 so)  
**Most blocked shots, game:** 11 (Karl Alzner, 2/5 vs. BOS, L 1-4)  
**Longest point streak:** 7 (A. Ovechkin, 12/20 - 1/3, 7g-4a & D. Wideman, 10/8-10/22)  
**Longest goal streak:** 5 (A. Ovechkin, 3/18 - 3/27, 7g)  
**Longest assist streak:** 5 (two times: D. Wideman 5a 3/6 - 3/16 & N. Backstrom 12/26 - 1/3, 7a)

# 2011-12 Shootouts & Penalty Shots

## SHOOTOUTS

Date	Shootout Score	Rounds	Clinching Goal	Goaltender	Site
10/10/11	Washington 2, Tampa Bay 0	3	Matt Hendricks	Tomas Vokoun	Washington
11/12/11	New Jersey 2, Washington 1	4	David Clarkson	Michal Neuvirth	Washington
12/23/11	New Jersey 2, Washington 0	3	Ilya Kovalchuk	Michal Neuvirth	New Jersey
2/9/12	Winnipeg 2, Washington 1	3	Bryan Little	Tomas Vokoun	Washington
3/13/12	Washington 2, NY Islanders 1	4	Matt Hendricks	Michal Neuvirth	New York Islanders
3/22/12	Philadelphia 2, Washington 1	4	Wayne Simmonds	Braden Holtby	Philadelphia
3/29/12	Washington 3, Boston 2	4	Brooks Laich	Michal Neuvirth	Boston
3/31/12	Washington 2, Montreal 0	3	Matt Hendricks	Michal Neuvirth	Washington

Player	Goals/Shots	Pct.	GDG	Career	Pct.
Matt Hendricks	5/6	83.3	4	8/12	66.7
Alexander Semin	3/6	50.0	6	15/43	34.9
Nicklas Backstrom	0/2	0.0	1	8/25	32.0
Alex Ovechkin	3/8	37.5	7	20/65	30.8
Mike Knuble	0/0	0.0	2	2/7	28.6
Brooks Laich	1/1	100.0	1	4/16	25.0
Jason Chimera	0/0	0.0	2	2/8	25.0
Dennis Wideman	0/0	0.0	1	2/8	25.0
Jeff Halpern	0/0	0.0	1	1/5	20.0
Troy Brouwer	0/1	0.0	1	1/7	14.3
Mathieu Perreault	0/1	0.0	0	0/3	0.0
Dmitry Orlov	0/1	0.0	0	0/1	0.0
Keith Aucoin	0/1	0.0	0	0/1	0.0
Mike Green	0/0	0.0	0	0/6	0.0
Joel Ward	0/0	0.0	0	0/1	0.0
Marcus Johansson	0/0	0.0	0	0/1	0.0

## Goaltenders

Michal Neuvirth	3-2 record, 17 attempts, 7 GA (Career: 6-5 record, 13 GA on 38 attempts)
Tomas Vokoun	1-1 record, 4 attempts, 2 GA (Career: 21-27 record, 55 GA on 162 attempts)
Braden Holtby	0-1 record, 4 attempts, 2 GA (Career: 1-2 record, 5 GA on 11 attempts)

## PENALTY SHOTS

### Capitals

Mike Knuble	at Vancouver	10/29/11	Roberto Luongo	Goal
Jason Chimera	at Buffalo	11/26/11	Jhonas Enroth	Goal
Troy Brouwer	at Montreal	2/4/12	Peter Budaj	No Goal
Alexander Semin	at Montreal	2/4/12	Peter Budaj	Goal
Marcus Johansson	at Philadelphia	3/22/12	Ilya Bryzgalov	No Goal

### Opponents

Lauri Korpikoski	vs. Phoenix	11/21/11	Tomas Vokoun	Goal
------------------	-------------	----------	--------------	------

## 2011-12 GAME-BY-GAME STATISTICS

Date	Opp.	ERSKINE #4	WIDEMAN #6	OVECHKIN #8	HALPERN #15	KING #17	BACKSTROM #19	BROUWER #20
Oct 8	Vs CAR	INJ	0-1 2/0 20:51	0-1 2/0 20:38	0-0 0/-1 11:14	DND	0-2 3/0 20:47	0-0 2/1 14:24
Oct 10	Vs TB	INJ	1-0 3/1 21:38	0-0 3/-2 21:47	0-1 1/1 10:24	DND	0-0 4/-2 19:48	1-0 1/0 14:09
Oct 13	@ PIT	INJ	1-0 (W) 2/0 22:00	1-0 3/1 18:55	0-0 0/0 13:51	DND	0-2 2/1 19:04	0-0 1/1 15:37
Oct 15	Vs OTT	INJ	0-1 0/0 21:23	0-0 7/-1 18:10	0-0 0/0 10:38	0-0 1/0 6:58	1-0 3/-1 19:03	0-0 1/-1 17:41
Oct 18	Vs FLA	INJ	0-1 0/2 19:21	0-1 2/0 17:35	0-0 0/0 12:37	DND	0-1 3/0 16:23	0-0 1/0 16:06
Oct 20	@ PHI	INJ	0-1 2/1 22:00	2-0 3/1 17:59	0-0 0/1 12:47	DND	0-2 4/1 16:13	0-1 0/1 13:32
Oct 22	Vs DET	INJ	0-1 2/1 19:45	0-2 1/1 16:14	0-1 3/2 12:41	DND	1-1 3/1 15:34	0-1 1/1 15:10
Oct 27	@ EDM	INJ	0-0 3/0 23:26	0-0 7/0 18:11	0-1 1/1 10:26	DND	0-0 4/0 17:00	0-0 4/0 13:46
Oct 29	@ VAN	INJ	0-1 1/1 24:56	2-0 5/0 18:48	0-0 0/-2 11:59	DND	0-2 1/0 16:55	0-1 5/1 16:29
Nov 1	Vs ANA	0-1 2/1 15:49	1-1 3/1 23:25	0-1 4/0 17:51	DND	DND	2-0 (W) 3/1 17:36	1-0 4/-1 15:17
Nov 4	@ CAR	0-0 2/1 15:55	0-0 2/1 22:06	0-2 3/1 20:13	1-0 2/1 12:56	DND	1-1 2/1 19:17	1-1 (W) 1/2 12:52
Nov 5	@ NYI	0-0 0/1 16:14	0-1 1/-4 21:04	1-0 3/0 17:50	0-1 0/1 11:13	DND	0-2 2/0 18:29	0-0 2/-1 16:39
Nov 8	Vs DAL	0-0 3/0 18:11	0-0 5/-1 22:50	0-0 3/-2 18:22	0-0 0/-1 9:21	MIN	0-1 4/-3 18:07	0-0 0/-1 12:49
Nov 11	@ NJ	0-1 2/2 17:03	0-1 1/2 27:11	1-0 2/1 20:25	0-0 0/0 13:42	MIN	0-1 2/1 17:51	0-1 3/1 15:55
Nov 12	Vs NJ	DND	0-0 2/-1 33:52	0-0 2/-1 20:14	0-0 1/0 14:12	MIN	0-0 2/-1 18:58	1-0 2/0 15:03
Nov 15	@ NSH	0-0 4/-1 17:50	0-0 3/-2 23:25	0-0 4/-2 16:56	0-0 0/0 13:35	MIN	0-0 0/-2 17:14	1-0 2/0 16:32
Nov 17	@ WPG	0-0 0/1 10:58	0-0 4/0 21:16	0-0 5/0 18:12	0-0 2/-1 13:14	MIN	0-0 2/0 17:02	0-0 2/0 15:50
Nov 19	@ TOR	0-0 0/-1 14:31	0-0 2/-2 23:33	0-0 8/-3 19:29	0-0 3/-1 12:34	MIN	0-0 2/-1 16:10	0-0 0/-2 15:01
Nov 21	Vs PHX	DND	0-0 3/1 26:18	0-1 1/1 18:15	0-0 2/-1 12:13	MIN	1-1 4/0 19:48	0-0 1/0 18:31
Nov 23	Vs WPG	DND	0-1 6/-1 26:10	0-1 6/-1 19:53	0-1 5/1 11:42	MIN	1-0 4/1 19:49	0-1 1/0 18:58
Nov 25	Vs NYR	DND	0-0 0/3 18:05	1-0 4/1 17:25	0-0 0/1 9:02	MIN	0-2 1/1 18:00	1-1 3/1 16:26
Nov 26	@ BUF	DND	0-0 2/-3 22:00	0-0 2/-4 19:49	0-0 0/0 10:07	MIN	0-0 2/-4 18:29	0-0 1/-3 16:47
Nov 29	Vs STL	0-0 2/-1 16:59	0-0 0/-1 21:29	0-1 1/1 16:46	0-0 1/0 11:24	MIN	1-0 4/0 19:20	0-0 0/0 14:33
Dec 1	Vs PIT	0-0 0/-1 13:19	0-0 1/0 26:02	0-0 1/0 19:22	0-0 0/-1 12:46	MIN	0-0 1/0 19:39	0-0 3/0 15:22
Dec 3	Vs OTT	0-0 0/1 17:26	0-1 0/2 22:10	0-1 4/1 20:55	0-1 1/0 10:38	MIN	1-0 3/1 20:15	1-0 3/0 19:36
Dec 5	@ FLA	0-0 0/-1 6:57	0-0 2/-1 29:00	0-0 4/-2 22:05	0-1 0/1 13:16	MIN	0-0 1/-2 22:07	0-0 0/-2 18:12
Dec 7	@ TOR	0-0 1/0 12:56	0-1 4/0 26:38	1-0 7/0 18:06	1-1 1/2 14:24	MIN	1-1 4/1 20:49	1-1 (W) 2/1 14:15
Dec 9	Vs TOR	0-0 0/0 10:09	0-2 3/-1 25:47	0-1 8/-1 20:42	0-0 1/0 14:38	MIN	0-0 1/0 17:39	0-0 1/-1 17:39
Dec 13	Vs PHI	0-0 0/0 12:46	0-1 5/-2 23:03	0-0 3/-2 19:26	1-0 2/1 14:25	MIN	0-0 1/-1 18:28	0-0 2/0 13:51
Dec 15	@ WPG	0-0 0/0 9:13	0-0 2/1 22:58	1-0 (W) 3/1 16:41	0-0 1/0 15:53	MIN	0-1 1/1 20:15	0-0 0/0 16:13
Dec 17	@ COL	0-0 1/-1 10:05	0-0 2/0 26:52	0-0 7/0 22:34	0-0 0/1 13:53	MIN	0-0 2/0 22:11	0-0 1/-1 15:54
Dec 20	Vs NSH	DND	0-1 3/1 28:44	1-0 7/1 15:05	0-0 0/0 18:05	MIN	1-1 (W) 3/1 20:31	1-0 2/1 16:42
Dec 23	@ NJ	0-0 1/1 10:02	0-1 0/0 25:08	0-1 2/0 23:35	0-0 0/0 12:16	MIN	0-0 4/-1 22:31	0-0 0/1 17:51
Dec 26	@ BUF	0-0 0/0 12:00	0-1 0/0 24:39	1-0 5/0 22:02	0-0 0/0 10:51	MIN	0-1 3/-1 19:49	0-0 2/0 16:59
Dec 28	Vs NYR	0-0 0/0 10:11	0-0 2/0 25:47	0-2 2/1 18:20	0-1 3/2 16:03	MIN	0-1 0/2 22:19	1-0 (W) 3/2 17:28
Dec 30	Vs BUF	0-0 0/0 12:36	0-0 3/2 24:39	2-0 4/2 19:59	0-0 0/0 13:34	MIN	1-1 (W) 1/2 20:32	0-0 1/0 16:02
Dec 31	@ CBJ	DND	1-2 (W) 3/3 27:37	2-0 6/1 17:53	0-0 1/1 12:29	MIN	0-1 0/0 20:39	0-0 3/0 16:01
Jan 3	Vs CGY	0-0 0/0 4:48	0-0 1/1 24:35	1-1 3/0 21:02	0-0 2/-1 14:42	MIN	0-3 1/1 20:31	1-0 (W) 2/0 18:07
Jan 7	@ SJ	DND	1-1 2/-1 26:06	0-0 3/-3 21:00	0-0 1/0 14:33	MIN	INJ	0-1 0/-2 17:53
Jan 9	@ LA	0-0 0/0 10:24	0-0 3/-1 26:40	0-0 3/-1 22:27	0-0 0/-1 14:49	MIN	INJ	0-0 2/0 17:29
Jan 11	Vs PIT	DND	0-0 1/0 25:21	0-0 4/0 20:28	0-1 0/1 14:26	MIN	INJ	0-0 1/0 20:20
Jan 13	Vs TB	DND	0-2 2/0 27:29	1-0 4/0 17:24	0-1 2/1 14:20	MIN	INJ	3-0 (W) 3/0 17:16
Jan 15	Vs CAR	DND	0-0 2/2 25:20	0-1 2/1 19:10	0-0 0/1 14:32	MIN	INJ	0-0 1/0 16:34
Jan 17	Vs NYI	DND	0-0 2/0 28:26	0-0 4/0 22:06	0-0 3/-1 11:14	MIN	INJ	0-0 0/0 15:51
Jan 18	@ MTL	0-0 0/1 8:51	0-1 1/0 26:16	1-0 1/1 18:28	0-0 0/0 14:18	MIN	INJ	0-1 0/1 19:25
Jan 20	@ CAR	DND	0-0 2/0 24:37	0-0 2/-1 24:37	0-0 0/0 11:08	MIN	INJ	0-0 1/0 18:21
Jan 22	@ PIT	0-0 1/0 7:48	0-1 0/0 26:49	1-2 2/3 20:35	0-0 2/-1 11:39	MIN	INJ	0-0 1/-2 19:12
Jan 24	Vs BOS	0-0 0/1 9:31	1-0 2/1 26:58	SUS	0-1 1/1 17:44	MIN	INJ	0-1 1/0 18:43
Jan 31	@ TB	0-0 0/1 7:42	0-0 3/2 28:37	SUS	0-0 0/2 16:37	MIN	INJ	1-0 5/1 22:40
Feb 1	@ FLA	DND	0-0 1/1 26:09	SUS	0-0 2/-1 13:43	MIN	INJ	0-0 5/-1 19:15
Feb 4	@ MTL	DND	1-0 (W) 2/1 20:53	0-0 1/0 19:57	0-0 0/0 11:29	MIN	INJ	0-0 2/1 19:27
Feb 5	Vs BOS	DND	0-0 6/-2 24:24	0-0 7/-2 22:49	0-0 2/-2 11:25	MIN	INJ	0-0 1/-2 20:50
Feb 7	Vs FLA	DND	0-1 1/1 18:41	2-0 5/1 20:15	0-0 1/0 14:39	MIN	INJ	0-0 0/1 22:12
Feb 9	Vs WPG	DND	0-2 3/0 19:11	1-1 5/0 20:16	0-0 0/0 19:28	MIN	INJ	0-0 1/0 20:26
Feb 12	@ NYR	0-0 0/0 8:31	0-0 1/0 28:00	0-1 5/-1 22:32	0-0 3/-1 9:40	MIN	INJ	0-0 0/-1 15:38
Feb 13	Vs SJ	DND	0-0 3/1 23:53	0-0 6/0 26:45	0-0 1/0 13:42	MIN	INJ	0-1 5/0 18:57
Feb 17	@ FLA	DND	0-0 2/0 25:47	1-0 6/-1 20:14	0-0 4/0 12:26	MIN	INJ	0-0 4/-1 20:53
Feb 18	@ TB	DND	0-0 1/0 18:58	0-0 4/0 22:44	0-0 0/0 10:28	MIN	INJ	0-0 2/-1 21:34
Feb 20	@ CAR	DND	0-0 0/3 19:31	0-0 1/-2 15:43	0-0 0/-1 15:10	MIN	INJ	0-0 0/-1 15:52
Feb 22	@ OTT	DND	0-0 2/-2 20:51	INJ	0-0 1/0 10:48	MIN	INJ	0-0 0/-2 18:53
Feb 24	Vs MTL	DND	0-0 2/1 16:42	1-0 3/0 17:43	0-0 2/0 12:05	MIN	INJ	0-0 3/0 19:52
Feb 25	@ TOR	DND	0-0 3/-1 15:38	0-2 5/0 17:04	1-0 (W) 2/1 13:03	MIN	INJ	0-0 3/0 17:41
Feb 28	Vs NYI	DND	0-1 4/1 22:35	1-0 (W) 4/2 21:20	0-0 1/1 11:56	MIN	INJ	2-0 3/1 17:43
Mar 2	Vs NJ	DND	0-0 2/-2 21:55	0-0 1/-1 19:21	0-0 0/0 11:14	MIN	INJ	0-0 1/-1 14:51
Mar 4	Vs PHI	DND	0-0 2/-1 19:46	0-0 7/-1 16:49	0-0 1/0 7:30	MIN	INJ	0-0 1/-1 15:45
Mar 6	Vs CAR	DND	0-1 3/0 23:27	0-0 5/0 20:04	0-0 1/-1 9:02	MIN	INJ	1-0 3/0 18:14
Mar 8	Vs TB	DND	0-1 4/1 23:55	1-0 (W) 5/2 22:02	0-1 1/1 8:19	MIN	INJ	0-0 0/0 16:27
Mar 10	@ BOS	DND	0-1 2/-1 25:00	0-1 4/-1 18:53	DND	MIN	INJ	0-1 3/-1 16:23
Mar 11	Vs TOR	DND	0-1 1/0 25:43	0-0 1/0 17:44	DND	MIN	INJ	0-0 2/0 15:39
Mar 13	@ NYI	DND	0-1 1/2 26:05	2-0 5/1 17:32	DND	MIN	INJ	0-0 1/-1 16:10
Mar 16	@ WPG	DND	0-0 1/0 21:32	0-0 5/0 19:17	DND	MIN	INJ	0-0 1/0 17:47
Mar 18	@ CHI	DND	0-0 1/-3 24:12	1-0 2/-2 20:35	DND	MIN	INJ	0-0 1/-1 12:16
Mar 19	@ DET	DND	0-1 1/0 24:30	2-0 5/-1 16:59	0-0 0/0 10:02	MIN	INJ	0-0 1/-1 16:24
Mar 22	@ PHI	DND	0-0 3/-1 23:42	1-0 6/1 22:18	0-0 2/0 14:08	MIN	INJ	0-0 0/1 20:07
Mar 23	Vs WPG	DND	0-0 2/0 28:29	2-0 6/0 18:51	0-1 1/-1 4:35	MIN	INJ	0-0 1/0 21:22
Mar 25	Vs MIN	INJ	0-0 1/0 23:53	1-1 5/1 26:19	DND	MIN	INJ	0-1 1/0 17:31
Mar 27	Vs BUF	INJ	0-0 6/-1 24:18	0-0 4/-1 25:07	DND	MIN	INJ	0-0 4/-1 19:54
Mar 29	@ BOS	INJ	1-0 2/1 26:07	0-2 5/2 23:32	DND	MIN	INJ	0-0 1/-1 19:24
Mar 31	Vs MTL	INJ	0-0 1/0 23:16	0-0 4/-1 21:56	DND	MIN	INJ	0-0 2/-1 19:40
Apr 2	@ TB	INJ	0-0 4/-1 23:29	0-0 6/-2 22:12	DND	MIN	INJ	0-0 2/-2 17:04
Apr 5	Vs FLA	INJ	0-0 5/0 21:43	1-0 2/1 17:12	DND	MIN	INJ	0-1 1/1 16:45
Apr 7	@ NYR	INJ	0-0 2/0 23:39	1-0 2/1 16:21	DND	MIN	INJ	0-0 1/0 17:44

Goals-Assists Shots/Rating/PIM Time on Ice

DND-Did Not Dress

Goalies: Goals Allowed/Shots, Decision, Minutes Played



## 2011-12 GAME-BY-GAME STATISTICS

Date	Opp.	LAICH #21	KNUBLE #22	AUCOIN #23	CHIMERA #25	HENDRICKS #26	ALZNER #27
Oct 8	Vs CAR	1-0 3/0 21:27	0-0 4/0 18:28	MIN	1-0 3/1 13:20	0-0 1/0 9:59	0-1 2/1 18:49
Oct 10	Vs TB	0-1 4/1 23:31	0-0 0/0 13:10	MIN	2-0 7/1 14:56	0-0 0/1 11:08	0-1 0/0 19:27
Oct 13	@ PIT	0-0 1/0 16:27	1-0 2/0 15:03	MIN	0-0 1/0 11:46	0-0 0/0 11:59	0-1 0/1 19:10
Oct 15	Vs OTT	0-0 1/0 18:06	0-2 0/1 16:49	MIN	0-0 2/0 15:50	0-0 1/0 8:25	0-0 0/0 18:11
Oct 18	Vs FLA	0-1 3/1 16:16	0-1 0/1 11:59	MIN	1-0 3/1 16:07	0-0 3/0 11:16	0-0 2/1 20:02
Oct 20	@ PHI	0-0 1/1 14:48	0-0 5/0 16:31	MIN	0-0 0/0 11:23	0-1 3/2 10:48	0-0 0/0 16:02
Oct 22	Vs DET	0-1 1/1 17:16	0-1 2/1 16:31	MIN	0-0 0/1 15:17	0-2 2/2 10:25	0-0 0/2 17:38
Oct 27	@ EDM	0-0 2/0 16:48	0-0 1/0 16:49	MIN	0-1 2/1 10:34	0-0 1/0 9:59	1-0 1/1 18:06
Oct 29	@ VAN	0-0 0/2 17:10	1-0 2/-1 14:29	MIN	0-0 3/-1 9:13	0-0 0/0 12:33	0-0 0/-2 19:10
Nov 1	Vs ANA	0-3 3/3 19:38	0-0 1/-1 13:49	MIN	0-2 3/3 14:39	0-0 3/0 9:25	0-0 1/3 18:02
Nov 4	@ CAR	0-0 3/-1 18:52	0-1 2/1 15:40	MIN	0-0 2/-1 12:37	0-0 1/1 13:58	0-1 1/0 17:41
Nov 5	@ NYI	1-0 2/-1 19:01	0-0 2/-2 13:32	MIN	0-0 2/0 14:11	0-0 1/-2 10:09	0-0 0/0 17:48
Nov 8	Vs DAL	0-1 1/0 17:08	0-0 1/-2 14:56	MIN	0-0 4/0 12:20	0-0 0/-1 12:19	0-0 1/0 19:37
Nov 11	@ NJ	0-0 2/-1 21:45	0-0 0/1 15:52	MIN	1-0 (W) 4/1 12:21	0-0 0/0 11:18	0-1 0/1 22:14
Nov 12	Vs NJ	0-0 3/0 23:45	0-0 0/0 12:04	MIN	1-0 3/1 17:58	0-0 0/0 11:50	0-0 0/0 23:34
Nov 15	@ NSH	0-0 7/-2 15:08	0-0 3/0 14:46	MIN	0-0 3/-1 12:56	0-0 2/0 14:18	0-0 0/1 18:53
Nov 17	@ WPG	0-1 3/1 18:35	0-0 0/0 13:44	MIN	0-1 0/0 12:15	0-0 0/0 9:23	0-0 2/-1 19:45
Nov 19	@ TOR	1-0 4/1 19:51	0-0 2/-1 15:13	MIN	0-1 2/1 10:53	0-0 4/0 12:50	0-0 1/1 18:40
Nov 21	Vs PHX	1-0 (W) 4/-1 20:15	0-0 3/-1 20:47	MIN	0-0 1/-1 17:41	0-0 2/0 10:26	0-0 0/-1 19:27
Nov 23	Vs WPG	0-1 2/0 20:09	0-0 2/-1 17:18	MIN	2-0 (W) 7/2 17:08	0-0 1/-2 11:48	0-1 1/1 22:44
Nov 25	Vs NYR	0-0 2/-1 20:23	0-0 1/-1 11:57	MIN	0-0 3/-1 17:08	0-0 0/-1 5:58	0-0 0/-1 20:53
Nov 26	@ BUF	0-0 3/-2 17:46	0-0 4/0 14:12	MIN	1-0 1/0 15:25	0-0 0/0 9:25	0-0 1/0 21:06
Nov 29	Vs STL	0-0 1/-1 19:33	0-0 1/-1 12:53	MIN	0-0 2/-1 16:37	0-0 1/0 9:58	0-0 1/0 21:46
Dec 1	Vs PIT	0-1 1/1 18:52	0-0 2/-1 15:45	MIN	1-0 2/1 13:29	0-0 0/-1 8:50	0-0 1/1 21:35
Dec 3	Vs OTT	1-0 (W) 6/0 20:45	0-0 2/0 13:27	MIN	0-1 5/0 20:58	0-0 0/0 10:01	0-1 1/0 21:41
Dec 5	@ FLA	1-0 1/2 16:50	1-0 2/2 13:59	MIN	1-0 3/2 15:09	0-0 2/0 4:22	0-0 1/2 23:21
Dec 7	@ OTT	0-1 4/0 19:56	0-0 0/0 12:35	MIN	0-0 6/-1 16:10	INJ	0-0 1/2 27:40
Dec 9	Vs TOR	1-1 2/-1 21:17	0-1 2/-1 11:12	MIN	0-0 2/0 15:54	INJ	0-0 1/-1 22:31
Dec 13	Vs PHI	0-0 3/-1 16:54	0-0 3/-1 14:02	MIN	0-0 1/0 15:39	INJ	0-0 1/-1 20:49
Dec 15	@ WPG	0-0 3/0 20:14	0-0 0/0 12:04	MIN	0-0 4/0 16:43	INJ	0-0 4/0 22:07
Dec 17	@ COL	0-0 5/-2 21:33	0-0 0/0 12:06	MIN	0-0 4/-2 20:17	0-0 0/0 3:49	0-1 1/0 20:43
Dec 20	Vs NSH	0-0 1/1 17:24	0-0 0/0 10:07	MIN	0-0 2/0 15:31	0-0 1/0 6:10	0-1 0/1 21:59
Dec 23	@ NJ	1-1 3/3 22:52	0-0 0/0 8:45	MIN	2-0 5/2 16:14	0-0 1/0 6:54	0-0 1/0 25:59
Dec 26	@ BUF	0-0 4/0 16:59	0-0 0/-1 11:57	MIN	0-0 0/0 13:01	1-0 1/0 9:27	0-0 1/-1 19:15
Dec 28	Vs NYR	0-0 1/0 17:49	0-0 1/0 9:25	MIN	0-0 0/0 14:21	0-0 1/0 6:44	0-1 0/3 21:24
Dec 30	Vs BUF	0-0 2/-1 18:50	0-0 1/0 11:37	MIN	0-0 1/-1 14:38	0-0 1/0 8:07	0-0 0/0 22:38
Dec 31	@ CBJ	0-0 3/-1 17:38	0-0 2/0 12:11	MIN	0-0 0/-1 15:22	0-0 0/0 11:04	0-1 1/-2 21:28
Jan 3	Vs CGY	0-0 1/0 21:56	0-0 1/1 18:35	MIN	0-0 0/-1 13:43	0-0 1/0 6:51	0-0 1/-1 17:40
Jan 7	@ SJ	0-0 3/-1 20:50	0-0 2/-1 15:33	MIN	0-1 1/0 14:46	0-0 1/0 8:21	0-0 1/-1 24:10
Jan 9	@ LA	0-0 2/-2 19:36	0-1 0/0 15:38	MIN	0-0 1/-1 11:50	0-0 2/-1 8:59	0-0 0/-1 18:16
Jan 11	Vs PIT	0-0 3/0 19:05	0-0 1/0 18:56	MIN	1-0 (W) 1/1 13:03	0-0 2/0 7:44	0-0 1/1 19:04
Jan 13	Vs TB	0-2 2/0 21:06	0-1 1/-1 17:20	MIN	0-0 0/0 9:53	0-0 0/0 15:25	0-0 0/1 20:19
Jan 15	Vs CAR	0-0 4/0 18:41	0-0 1/0 15:20	MIN	0-1 3/1 14:06	0-0 0/0 9:16	0-0 0/0 23:55
Jan 17	Vs NYI	0-0 1/0 18:59	0-0 1/0 16:11	MIN	0-0 2/-1 14:00	0-0 0/0 12:49	0-0 1/0 20:06
Jan 18	@ MTL	0-0 2/0 20:21	0-0 0/1 15:08	MIN	0-0 2/0 16:06	0-0 1/0 10:48	0-0 0/0 21:55
Jan 20	@ CAR	0-0 1/-1 15:29	0-0 1/-1 11:13	MIN	0-0 0/-1 11:39	0-0 3/0 9:56	0-0 1/0 19:20
Jan 22	@ PIT	1-0 4/-2 27:57	0-0 0/0 13:11	MIN	0-0 4/0 12:23	0-0 1/-2 16:32	0-0 0/-1 24:09
Jan 24	Vs BOS	0-0 1/1 21:14	0-0 1/0 18:20	MIN	0-0 4/0 15:36	0-0 1/-1 17:45	0-0 1/1 22:25
Jan 31	@ TB	0-1 6/1 20:51	0-0 0/-3 19:50	MIN	0-0 2/-2 17:10	1-0 2/2 16:17	0-0 0/3 23:34
Feb 1	@ FLA	1-0 4/1 21:40	0-0 3/-1 15:07	MIN	0-1 0/-1 15:48	0-0 2/0 17:05	0-1 0/1 19:22
Feb 4	@ MTL	0-2 2/2 19:34	0-0 1/0 13:13	0-0 1/0 7:57	0-0 2/0 16:12	1-0 2/2 16:53	0-0 1/0 22:01
Feb 5	Vs BOS	0-0 1/-1 11:14	0-0 0/-1 8:31	0-0 0/0 13:15	0-0 3/-2 14:42	0-0 2/-1 11:38	0-0 1/-1 21:11
Feb 7	Vs FLA	0-0 0/0 9:28	0-0 0/0 10:07	0-0 0/0 8:38	1-1 8/2 12:51	0-1 3/1 15:43	0-0 0/0 19:59
Feb 9	Vs WPG	0-0 1/0 7:25	DND	0-0 0/0 5:29	0-0 2/0 15:51	0-0 2/0 21:45	0-0 0/0 24:11
Feb 12	@ NYR	0-0 3/0 12:53	DND	0-0 0/-1 10:01	0-1 6/0 18:52	0-0 1/-1 13:33	0-0 1/1 24:21
Feb 13	Vs SJ	0-0 2/0 9:46	DND	DND	0-1 1/1 18:20	0-0 1/1 13:03	0-0 1/-2 19:11
Feb 17	@ FLA	0-0 3/0 17:07	0-1 2/0 11:34	DND	0-0 1/1 14:51	0-0 1/0 12:52	0-0 1/-1 19:49
Feb 18	@ TB	1-0 2/1 18:08	0-0 1/0 12:46	DND	0-0 3/-1 14:58	0-0 0/-1 10:11	0-0 0/-1 20:39
Feb 20	@ CAR	0-0 1/-1 12:26	0-0 2/-1 13:25	MIN	0-0 3/-1 15:59	0-0 0/0 12:28	0-0 0/0 17:15
Feb 22	@ OTT	0-0 3/-3 15:58	0-0 3/-1 14:27	0-0 0/0 13:06	0-1 6/-1 15:24	0-0 0/0 14:07	0-0 1/-1 18:35
Feb 24	Vs MTL	0-1 1/1 21:54	DND	0-0 1/1 9:31	1-1 (W) 2/2 16:17	0-0 1/1 14:58	0-0 0/1 22:53
Feb 25	@ TOR	0-0 3/0 17:40	DND	1-1 3/0 11:09	0-0 4/1 13:10	0-0 2/0 16:10	0-0 0/1 22:04
Feb 28	Vs NYI	0-1 1/0 18:40	DND	0-0 0/0 12:39	0-1 4/0 13:46	0-0 1/-1 11:27	0-0 1/0 18:36
Mar 2	Vs NJ	0-0 1/-2 14:42	DND	0-0 0/-2 13:02	0-0 5/-2 14:20	0-0 0/-1 12:53	0-0 0/-1 18:29
Mar 4	Vs PHI	0-0 1/0 17:21	0-0 2/0 14:16	DND	0-0 4/0 16:12	0-0 2/0 17:26	0-0 2/0 20:04
Mar 6	Vs CAR	1-0 7/-1 22:09	DND	0-1 0/1 5:25	0-0 5/-1 15:30	0-0 1/-1 16:57	0-0 2/-1 23:28
Mar 8	Vs TB	0-0 1/1 23:39	DND	1-0 1/1 7:49	0-1 3/1 16:37	0-0 1/0 13:38	0-1 0/1 21:27
Mar 10	@ BOS	1-0 (W) 4/-1 21:48	0-0 0/0 11:26	0-0 0/0 9:49	0-0 1/1 12:10	1-0 3/0 15:42	0-1 1/0 19:36
Mar 11	Vs TOR	1-0 (W) 3/1 17:51	0-0 1/0 13:15	0-0 3/0 11:34	0-0 0/1 13:34	0-0 4/0 15:37	0-0 0/2 19:41
Mar 13	@ NYI	0-1 1/0 18:56	1-0 2/1 14:11	0-3 1/3 14:51	0-0 5/0 14:16	0-0 0/0 12:25	0-0 0/-1 26:01
Mar 16	@ WPG	1-0 2/1 18:57	0-0 0/0 12:59	0-0 1/0 14:18	0-0 3/-2 9:47	0-0 2/0 14:57	0-0 0/-2 20:32
Mar 18	@ CHI	0-0 0/-1 18:24	1-0 3/2 14:52	0-1 0/0 16:41	0-0 2/-1 12:22	0-0 2/-1 11:14	0-0 1/0 22:05
Mar 19	@ DET	0-1 3/-1 18:27	1-1 1/0 15:20	1-0 (W) 2/1 13:26	1-1 2/0 14:31	0-0 0/0 12:38	0-0 1/0 20:51
Mar 22	@ PHI	0-0 2/1 20:37	0-0 1/0 13:38	0-0 2/-1 13:17	0-0 2/0 14:09	0-0 3/0 15:05	0-0 1/-1 23:24
Mar 23	Vs WPG	0-1 0/1 18:22	0-1 0/0 15:31	0-0 0/-1 6:09	1-1 2/2 14:30	0-0 0/0 20:04	0-0 0/0 24:39
Mar 25	Vs MIN	0-0 1/0 17:03	0-0 0/0 14:52	0-0 0/0 10:18	1-0 (W) 2/1 16:04	0-0 3/0 14:47	0-0 0/0 20:57
Mar 27	Vs BUF	0-0 4/-1 17:06	0-0 4/0 11:12	0-0 2/-2 13:43	0-1 3/-2 13:42	0-0 3/-1 15:44	0-0 1/0 19:09
Mar 29	@ BOS	0-0 2/1 19:44	0-0 0/-2 16:30	0-0 0/1 16:28	0-0 0/0 2:54	0-0 1/-1 16:18	0-0 1/1 23:27
Mar 31	Vs MTL	0-0 2/0 19:49	0-1 1/0 8:46	0-0 2/0 13:11	0-0 2/0 12:52	0-1 1/1 12:41	0-1 3/1 22:05
Apr 2	@ TB	0-0 3/-2 16:48	0-0 2/0 10:11	0-0 0/0 11:09	1-0 2/2 11:41	0-0 2/0 10:36	0-0 0/0 19:39
Apr 5	Vs FLA	1-1 (W) 2/2 15:07	0-0 0/0 6:43	0-1 0/2 7:59	0-0 2/-1 17:37	0-0 3/0 15:29	0-1 0/1 18:38
Apr 7	@ NYR	0-1 0/1 18:12	DND	0-1 0/0 7:44	0-0 2/1 13:25	0-0 0/0 13:41	0-0 2/0 20:34

Goals-Assists Shots/Rating/PIM Time on Ice

DND-Did Not Dress

Goalies: Goals Allowed/Shots, Decision, Minutes Played



## 2011-12 GAME-BY-GAME STATISTICS

Date	Opp.	SEMIN #28	KUNDRATEK #36	WARD #42	HAMRLIK #44	EAKIN #50	GREEN #52	RECHLICZ #54
Oct 8	Vs CAR	1-0 3/1 15:22	MIN	0-1 1/0 15:29	0-0 0/0 23:18	MIN	1-0 (W) 1/0 22:48	MIN
Oct 10	Vs T.B	0-0 5/2 18:38	MIN	0-1 1/1 15:50	0-0 2/1 21:50	MIN	0-0 3/1 24:00	MIN
Oct 13	@ PIT	0-1 1/0 15:34	MIN	0-0 0/0 14:24	0-0 0/0 21:07	MIN	0-1 2/0 21:53	MIN
Oct 15	Vs OTT	0-1 1/1 17:47	MIN	0-0 2/0 15:49	0-0 0/0 19:21	MIN	0-0 2/0 22:29	MIN
Oct 18	Vs FLA	1-1 4/2 16:03	MIN	0-0 1/0 16:08	0-0 1/0 21:56	MIN	0-0 3/0 21:29	MIN
Oct 20	@ PHI	0-0 1/2 18:11	MIN	1-0 1/2 11:15	1-0 (W) 1/1 20:34	MIN	0-0 3/1 24:28	MIN
Oct 22	Vs DET	0-1 0/1 15:28	MIN	1-0 1/1 14:53	0-0 1/2 21:23	MIN	2-2 3/2 22:09	MIN
Oct 27	@ EDM	0-0 2/0 17:47	MIN	0-0 0/1 12:33	0-0 1/0 22:45	MIN	INJ	MIN
Oct 29	@ VAN	0-0 2/2 17:16	MIN	0-0 0/1 11:57	0-0 2/1 23:53	MIN	INJ	MIN
Nov 1	Vs ANA	0-0 3/1 19:47	MIN	1-1 3/3 14:44	0-0 0/3 22:39	0-0 3/0 13:19	INJ	MIN
Nov 4	@ CAR	0-1 5/1 17:24	MIN	0-0 1/1 12:51	0-0 0/2 19:27	1-1 1/2 8:45	INJ	MIN
Nov 5	@ NYI	0-0 2/1 16:27	MIN	0-0 1/0 13:44	0-0 0/1 21:44	DND	INJ	MIN
Nov 8	Vs DAL	1-0 2/1 15:42	MIN	0-0 2/0 14:00	0-0 0/2 18:12	0-1 1/1 10:44	INJ	MIN
Nov 11	@ N.J	0-0 0/1 8:25	MIN	0-0 1/1 14:03	0-0 1/1 17:31	0-0 0/0 7:07	0-0 1/1 7:44	MIN
Nov 12	Vs N.J	0-0 1/1 17:36	MIN	0-0 0/0 15:49	0-0 0/1 9:22	0-0 0/0 5:11	INJ	MIN
Nov 15	@ NSH	0-0 4/1 15:49	MIN	0-0 1/1 13:10	0-0 2/1 19:06	0-1 1/1 11:26	INJ	MIN
Nov 17	@ WPG	1-0 3/1 14:21	MIN	0-0 2/-2 15:07	0-0 2/-2 15:07	0-0 2/-1 14:23	INJ	MIN
Nov 19	@ TOR	0-0 4/2 16:32	MIN	0-0 1/0 14:04	0-0 1/1 16:11	0-0 0/0 11:41	INJ	MIN
Nov 21	Vs PHX	DND	MIN	0-1 3/2 13:54	0-0 1/1 21:09	1-0 4/2 9:56	INJ	MIN
Nov 23	Vs WPG	1-0 3/2 18:25	MIN	DND	0-0 2/1 19:31	0-0 0/0 9:58	INJ	MIN
Nov 25	Vs NYR	0-0 1/2 18:12	MIN	0-0 3/1 13:47	0-0 0/3 14:05	0-0 0/2 11:57	INJ	MIN
Nov 26	@ BUF	0-0 2/0 13:31	MIN	0-0 1/1 14:05	0-0 1/3 15:45	DND	INJ	MIN
Nov 29	Vs STL	0-0 2/0 14:37	MIN	0-0 1/1 16:49	0-0 0/0 17:43	0-0 0/0 11:39	INJ	MIN
Dec 1	Vs PIT	0-0 1/1 12:45	MIN	0-1 0/1 12:16	INJ	0-0 2/-1 12:05	INJ	MIN
Dec 3	Vs OTT	INJ	MIN	0-0 1/0 17:22	INJ	0-0 1/0 8:31	INJ	MIN
Dec 5	@ FLA	INJ	MIN	0-1 2/1 12:45	INJ	1-0 3/2 10:24	INJ	MIN
Dec 7	@ OTT	0-0 1/1 15:18	MIN	0-0 4/0 14:46	INJ	0-0 0/0 7:41	INJ	MIN
Dec 9	Vs TOR	0-1 0/1 15:42	MIN	0-0 0/0 12:57	0-0 0/0 15:05	0-0 0/0 5:50	INJ	MIN
Dec 13	Vs PHI	0-0 3/-3 17:43	MIN	0-1 4/1 17:12	0-0 0/1 16:51	0-0 2/-2 9:33	INJ	MIN
Dec 15	@ WPG	0-0 2/0 14:05	MIN	0-0 1/0 14:16	0-0 1/1 19:34	0-0 1/0 7:12	INJ	MIN
Dec 17	@ COL	1-0 1/1 16:38	MIN	0-0 1/0 14:50	0-0 1/0 15:18	DND	INJ	MIN
Dec 20	Vs NSH	1-0 2/1 15:58	MIN	0-0 0/0 12:47	0-1 0/1 18:06	MIN	INJ	MIN
Dec 23	@ N.J	0-2 2/1 18:51	MIN	0-0 1/0 11:08	0-0 2/1 22:03	MIN	INJ	MIN
Dec 26	@ BUF	0-0 1/0 17:25	MIN	0-0 2/0 9:58	0-0 0/0 20:49	MIN	INJ	MIN
Dec 28	Vs NYR	2-0 4/1 15:40	MIN	0-0 1/0 12:21	0-0 3/0 21:01	MIN	INJ	MIN
Dec 30	Vs BUF	0-2 2/2 17:12	MIN	0-0 0/1 15:31	0-1 1/1 18:31	MIN	INJ	MIN
Dec 31	@ CBJ	1-0 3/0 17:35	MIN	0-0 0/0 9:34	0-1 2/3 23:46	0-0 0/0 9:43	INJ	MIN
Jan 3	Vs CGY	INJ	MIN	0-0 0/1 13:58	0-0 2/1 21:14	MIN	0-0 0/0 15:43	MIN
Jan 7	@ S.J	0-1 1/1 15:38	MIN	1-0 3/1 14:45	0-0 0/0 22:21	MIN	0-0 2/0 7:11	MIN
Jan 9	@ L.A	0-1 3/2 16:51	MIN	0-0 1/1 12:47	0-1 1/0 21:23	MIN	INJ	MIN
Jan 11	Vs PIT	0-0 2/0 19:29	0-0 1/0 11:09	0-1 0/1 13:57	0-0 1/0 19:20	MIN	INJ	MIN
Jan 13	Vs T.B	0-1 2/0 17:35	0-0 0/0 7:25	0-0 0/0 12:33	0-0 0/0 21:50	0-0 1/0 6:51	INJ	MIN
Jan 15	Vs CAR	1-0 2/1 19:02	0-0 0/0 11:38	0-0 1/1 11:38	0-0 1/0 19:06	0-0 2/0 7:07	INJ	MIN
Jan 17	Vs NYI	0-0 1/0 17:27	0-0 0/0 8:57	0-0 0/1 10:16	0-0 0/1 10:52	0-0 1/0 10:43	INJ	MIN
Jan 18	@ MTL	0-1 2/0 14:48	DND	0-0 0/0 11:21	0-0 1/1 22:16	0-1 1/1 5:35	INJ	MIN
Jan 20	@ CAR	0-0 2/0 21:20	0-0 1/0 10:10	0-0 1/0 10:05	0-0 2/0 22:06	0-0 1/0 12:40	INJ	MIN
Jan 22	@ PIT	1-1 1/3 19:28	DND	0-0 0/0 7:39	0-0 0/0 21:33	0-0 1/0 7:36	INJ	MIN
Jan 24	Vs BOS	0-1 0/2 14:46	MIN	0-1 1/1 9:08	0-2 3/1 18:36	1-0 1/0 10:33	INJ	MIN
Jan 31	@ T.B	0-0 1/1 19:29	MIN	0-0 1/0 7:37	0-0 2/3 15:52	0-0 0/-1 6:13	INJ	0-0 0/0 1:49
Feb 1	@ FLA	0-0 3/1 19:21	MIN	0-0 0/0 6:18	0-0 1/0 17:40	0-0 1/0 6:03	INJ	0-0 0/0 2:37
Feb 4	@ MTL	1-1 4/2 18:32	MIN	0-0 1/0 8:50	0-0 0/2 18:40	MIN	INJ	MIN
Feb 5	Vs BOS	0-0 2/2 20:04	MIN	0-1 2/1 9:51	0-0 0/0 18:38	MIN	INJ	MIN
Feb 7	Vs FLA	0-1 1/1 12:20	MIN	0-0 1/0 13:42	0-0 0/2 22:26	MIN	INJ	MIN
Feb 9	Vs WPG	1-1 4/0 18:01	MIN	0-0 3/0 19:01	0-0 0/0 21:15	MIN	INJ	MIN
Feb 12	@ NYR	1-0 1/1 21:20	MIN	0-0 1/1 9:40	0-1 1/1 10:44	MIN	INJ	MIN
Feb 13	Vs S.J	0-0 4/1 19:34	MIN	0-0 0/0 12:04	1-1 4/2 18:27	MIN	INJ	0-0 0/0 1:30
Feb 17	@ FLA	1-1 (W) 6/1 16:01	MIN	0-0 1/0 10:04	0-0 2/1 15:14	MIN	INJ	MIN
Feb 18	@ T.B	0-1 4/0 16:18	MIN	0-0 3/0 11:56	0-0 0/0 10:42	MIN	INJ	MIN
Feb 20	@ CAR	0-0 3/1 14:00	MIN	0-0 0/0 14:53	0-0 0/1 17:35	MIN	INJ	MIN
Feb 22	@ OTT	0-2 3/0 18:11	MIN	0-0 2/0 10:40	DND	0-0 8/0 23:16	MIN	MIN
Feb 24	Vs MTL	0-1 2/2 15:48	MIN	1-0 1/1 7:31	DND	0-0 0/1 19:58	MIN	MIN
Feb 25	@ TOR	1-0 5/1 14:48	MIN	0-1 0/1 9:57	DND	0-0 1/2 23:00	MIN	MIN
Feb 28	Vs NYI	0-0 4/0 19:33	MIN	0-0 0/0 8:47	DND	0-0 1/0 21:13	MIN	MIN
Mar 2	Vs N.J	0-0 3/2 20:44	MIN	0-0 2/0 11:37	DND	0-0 2/2 20:38	MIN	MIN
Mar 4	Vs PHI	0-0 3/0 19:23	MIN	0-0 0/0 8:34	DND	0-0 3/0 23:27	MIN	MIN
Mar 6	Vs CAR	0-0 4/0 16:43	MIN	0-0 1/0 6:26	DND	0-0 3/1 25:14	MIN	MIN
Mar 8	Vs T.B	0-0 5/0 17:22	MIN	0-0 0/1 7:38	DND	0-0 1/1 23:47	MIN	MIN
Mar 10	@ BOS	1-1 3/2 15:25	MIN	0-0 2/0 9:38	0-0 0/1 13:29	MIN	SUS	MIN
Mar 11	Vs TOR	0-1 1/1 16:13	MIN	0-0 0/0 10:56	0-0 1/1 18:39	MIN	SUS	MIN
Mar 13	@ NYI	0-0 2/0 14:14	MIN	0-1 3/2 14:28	0-0 0/2 17:28	MIN	SUS	MIN
Mar 16	@ WPG	0-0 2/-2 12:19	MIN	0-0 1/0 11:31	DND	0-0 0/0 18:11	MIN	MIN
Mar 18	@ CHI	0-0 0/1 17:26	MIN	0-0 1/1 11:57	DND	0-0 2/1 20:46	MIN	MIN
Mar 19	@ DET	0-2 0/1 12:54	MIN	DND	0-0 2/2 21:14	0-1 2/2 22:52	MIN	MIN
Mar 22	@ PHI	INJ	MIN	0-0 1/0 13:22	0-0 0/1 22:17	0-0 2/1 26:01	MIN	MIN
Mar 23	Vs WPG	0-1 4/1 16:13	MIN	INJ	0-0 0/0 17:38	0-0 2/0 20:15	MIN	MIN
Mar 25	Vs MIN	0-1 4/1 16:40	MIN	INJ	0-0 0/1 19:04	0-0 3/1 19:34	MIN	MIN
Mar 27	Vs BUF	1-0 5/-3 18:04	MIN	INJ	0-0 2/0 19:45	0-0 3/0 22:47	MIN	MIN
Mar 29	@ BOS	0-0 2/0 17:41	MIN	INJ	0-0 3/0 24:16	0-0 1/0 7:52	MIN	MIN
Mar 31	Vs MTL	0-1 3/1 17:52	MIN	INJ	0-0 1/1 20:42	DND	0-0 3/0 24:26	MIN
Apr 2	@ T.B	1-1 4/1 14:11	MIN	INJ	0-0 0/0 22:06	DND	0-0 4/0 25:52	MIN
Apr 5	Vs FLA	1-0 1/0 19:19	MIN	INJ	0-1 0/1 18:53	DND	0-0 1/1 21:50	MIN
Apr 7	@ NYR	0-1 1/1 16:37	MIN	0-0 1/0 10:04	0-2 0/2 16:38	DND	0-0 0/2 19:50	MIN

Goals-Assists Shots/Rating/PIM Time on Ice

DND-Did Not Dress

Goalies: Goals Allowed/Shots, Decision, Minutes Played

## 2011-12 GAME-BY-GAME STATISTICS

Date	Opp.	SCHULTZ #55	COLLINS #62	CARLSON #74	ORLOV #81	BEAGLE #83	PERREAULT #85	JOHANSSON #90
Oct 8	Vs CAR	0-0 1/0 15:47	MIN	0-1 3/1 18:00	MIN	0-0 2/0 10:03	0-0 3/1 12:50	DND
Oct 10	Vs T.B	0-1 0/0 16:06	MIN	0-0 4/1 20:42	MIN	DND	0-1 1/1 8:26	1-1 4/0 15:41
Oct 13	@ PIT	0-0 1/0 21:46	MIN	0-0 1/1 19:47	MIN	0-0 1/0 10:02	DND	0-0 1/0 13:59
Oct 15	Vs OTT	0-0 1/0 18:09	MIN	0-0 2/0 20:39	MIN	INJ	DND	1-0 (W) 2/1 13:02
Oct 18	Vs FLA	0-0 1/1 17:22	MIN	0-0 2/0 20:03	MIN	INJ	0-0 0/0 9:53	1-0 (W) 3/1 13:32
Oct 20	@ PHI	0-1 0/1 16:05	MIN	0-0 1/0 20:04	MIN	INJ	1-1 1/2 12:01	0-0 2/0 17:24
Oct 22	Vs DET	0-0 0/1 17:08	MIN	0-1 1/2 19:12	MIN	INJ	2-0 2/2 10:20	1-0 (W) 2/1 15:01
Oct 27	@ EDM	0-0 0/0 17:01	0-0 3/1 12:45	0-0 1/0 21:35	MIN	INJ	0-0 0/0 9:16	0-0 2/0 16:09
Oct 29	@ VAN	0-0 2/0 13:43	0-0 0/-2 9:07	0-1 6/-1 25:53	MIN	INJ	0-0 0/0 10:57	1-0 3/-1 17:37
Nov 1	Vs ANA	0-1 0/2 16:06	MIN	0-0 2/0 25:19	MIN	INJ	0-0 0/0 12:06	0-0 2/-1 18:52
Nov 4	@ CAR	0-0 0/0 18:25	MIN	1-0 4/2 21:24	MIN	INJ	DND	0-1 0/2 12:27
Nov 5	@ NYI	0-1 2/0 17:47	MIN	0-1 5/0 24:20	MIN	INJ	0-0 1/-3 9:47	0-0 2/-1 12:37
Nov 8	Vs DAL	0-0 0/-1 19:00	MIN	1-0 4/-3 19:55	MIN	INJ	DND	0-1 1/0 15:19
Nov 11	@ NJ	DND	MIN	0-0 0/1 23:32	MIN	INJ	DND	1-0 1/1 16:06
Nov 12	Vs N.J	0-0 0/-1 18:24	MIN	0-1 1/1 27:09	MIN	INJ	0-0 0/0 5:16	0-1 0/0 19:43
Nov 15	@ NSH	0-0 1/-1 17:53	MIN	0-0 2/-1 19:40	MIN	INJ	DND	0-1 1/0 17:35
Nov 17	@ WPG	0-0 1/0 16:29	MIN	0-0 2/-1 25:06	MIN	INJ	DND	0-0 0/-1 17:00
Nov 19	@ TOR	0-0 1/-2 12:16	MIN	0-1 5/0 23:49	MIN	INJ	DND	0-0 1/-2 16:40
Nov 21	Vs PHX	0-1 0/1 14:46	MIN	1-0 2/1 21:01	0-0 0/0 11:56	INJ	0-0 0/0 6:51	0-0 0/1 12:50
Nov 23	Vs WPG	0-0 0/1 13:28	MIN	0-1 0/1 19:31	0-1 0/1 14:31	INJ	0-0 1/0 6:22	0-0 2/0 16:03
Nov 25	Vs NYR	0-0 0/1 21:07	MIN	1-1 3/1 24:11	0-1 0/0 17:33	INJ	DND	0-1 0/-3 15:45
Nov 26	@ BUF	0-0 1/-1 16:58	MIN	0-0 3/-1 22:53	0-0 2/-1 17:47	INJ	0-0 1/-1 13:22	0-0 0/0 14:33
Nov 29	Vs STL	DND	MIN	0-0 2/0 23:30	0-0 0/0 16:19	INJ	DND	0-0 0/0 11:02
Dec 1	Vs PIT	0-0 0/-1 16:14	MIN	0-0 1/0 25:25	0-0 1/1 16:27	INJ	DND	0-0 0/-1 14:20
Dec 3	Vs OTT	0-0 0/0 13:32	MIN	0-1 3/-1 25:11	0-0 0/0 15:04	INJ	0-0 2/0 10:40	0-0 2/0 11:27
Dec 5	@ FLA	0-0 1/0 14:11	MIN	0-3 8/3 26:04	0-1 1/1 18:02	INJ	0-1 1/1 10:38	0-1 0/1 13:55
Dec 7	@ OTT	0-0 0/0 3:55	MIN	1-2 4/1 27:35	0-1 1/1 15:43	INJ	0-0 1/0 7:07	0-1 3/2 12:21
Dec 9	Vs TOR	DND	MIN	0-1 0/-1 25:28	0-0 1/-1 15:47	INJ	0-0 0/0 6:23	0-0 0/-1 15:50
Dec 13	Vs PHI	DND	MIN	0-0 0/-2 24:03	0-0 2/-2 19:03	INJ	0-0 0/-2 8:46	0-0 0/-2 15:26
Dec 15	@ WPG	DND	MIN	0-0 1/0 23:18	0-0 2/0 19:32	INJ	0-0 0/0 8:27	0-1 2/1 13:19
Dec 17	@ COL	DND	MIN	0-0 0/-2 24:19	0-1 0/1 18:23	INJ	0-0 0/0 3:14	0-0 0/0 14:19
Dec 20	Vs NSH	0-0 0/0 6:01	MIN	0-1 0/1 25:24	0-0 1/0 17:54	INJ	0-0 0/0 6:43	0-2 1/1 16:58
Dec 23	@ NJ	DND	MIN	0-0 2/0 27:51	0-0 0/0 15:27	INJ	0-0 0/0 7:52	0-0 1/-2 18:29
Dec 26	@ BUF	DND	MIN	0-0 1/0 20:15	0-0 0/-1 16:49	INJ	0-1 1/0 12:41	0-0 1/-1 18:27
Dec 28	Vs NYR	DND	MIN	0-1 0/2 23:35	0-0 0/1 15:31	0-0 1/0 5:55	DND	1-0 1/1 16:06
Dec 30	Vs BUF	DND	MIN	0-0 1/-1 22:08	0-0 0/0 16:14	0-0 1/0 7:35	DND	0-0 2/0 17:40
Dec 31	@ CBJ	0-0 0/0 9:46	MIN	0-0 2/-2 23:50	0-1 0/0 13:39	DND	DND	0-1 0/1 13:45
Jan 3	Vs CGY	DND	MIN	0-0 2/-1 20:36	0-0 0/0 14:39	0-0 1/0 6:23	DND	0-2 3/1 18:07
Jan 7	@ S.J	DND	MIN	0-0 3/-2 26:34	0-0 2/-1 12:36	0-0 3/0 6:36	0-0 0/-1 9:53	0-0 2/-2 16:49
Jan 9	@ L.A	DND	MIN	0-0 0/-1 22:35	0-0 1/-1 17:15	0-0 0/-1 8:11	0-0 0/-1 8:34	2-0 3/1 19:04
Jan 11	Vs PIT	DND	MIN	0-0 3/1 23:36	0-0 0/0 19:51	0-0 0/0 6:51	0-0 0/0 6:57	0-0 0/0 20:23
Jan 13	Vs T.B	DND	MIN	0-0 1/0 25:11	0-0 0/-1 15:38	0-0 2/0 6:55	DND	0-1 0/0 16:54
Jan 15	Vs CAR	DND	MIN	0-0 4/0 23:27	1-0 (W) 1/2 15:50	0-0 0/0 8:13	DND	0-1 0/1 19:44
Jan 17	Vs NYI	DND	MIN	0-0 0/-1 21:54	0-0 1/-1 14:39	0-0 0/0 7:31	DND	0-0 0/0 19:43
Jan 18	@ MTL	DND	MIN	0-1 2/1 22:17	0-1 1/1 15:40	DND	1-0 (W) 1/1 6:09	1-0 1/1 16:19
Jan 20	@ CAR	DND	MIN	0-0 2/-1 21:40	0-0 1/0 16:48	DND	0-0 2/0 13:14	0-0 0/0 22:07
Jan 22	@ PIT	DND	MIN	0-0 0/0 22:51	0-0 0/0 11:37	0-0 1/0 7:11	0-2 2/2 16:22	ILLNESS
Jan 24	Vs BOS	DND	MIN	0-0 0/1 23:30	0-0 0/1 17:19	0-1 0/1 8:37	3-0 (W) 5/2 13:56	0-1 1/2 12:28
Jan 31	@ T.B	DND	MIN	0-0 1/-4 26:01	0-0 2/-1 21:39	DND	1-0 2/0 16:14	0-0 2/1 20:48
Feb 1	@ FLA	0-0 0/0 9:48	MIN	1-0 3/0 24:59	0-0 0/-2 22:26	DND	0-0 2/-1 15:53	0-0 1/0 20:54
Feb 4	@ MTL	0-0 0/0 13:53	MIN	0-0 2/0 22:30	0-0 1/1 17:52	DND	0-0 1/0 12:16	0-0 0/0 17:53
Feb 5	Vs BOS	0-0 1/0 14:58	MIN	0-0 1/-1 22:11	0-0 0/1 16:20	DND	0-1 2/1 14:42	1-0 3/0 17:57
Feb 7	Vs FLA	0-0 0/1 14:53	MIN	0-1 1/1 21:35	0-0 1/1 22:21	DND	1-0 (W) 1/1 10:23	0-1 1/1 21:47
Feb 9	Vs WPG	0-0 1/0 11:48	MIN	0-0 4/0 26:53	0-0 6/0 23:54	0-0 1/0 5:40	0-0 0/0 19:41	0-0 0/0 19:41
Feb 12	@ NYR	DND	MIN	1-1 1/1 25:45	0-0 0/-2 18:16	0-0 0/1 11:06	0-0 1/1 15:05	0-0 1/1 20:50
Feb 13	Vs S.J	1-0 1/1 12:51	MIN	0-0 4/-2 20:17	1-0 5/2 17:11	0-0 0/1 8:09	0-1 2/0 16:06	0-1 2/1 22:37
Feb 17	@ FLA	0-0 0/0 14:24	MIN	0-0 1/-1 22:51	0-1 2/1 16:59	0-0 4/0 10:23	0-0 1/0 10:58	0-0 0/-1 21:40
Feb 18	@ T.B	0-0 0/0 15:49	MIN	0-0 0/1 22:51	0-0 0/0 13:41	DND	0-1 2/0 14:51	0-0 2/-1 20:15
Feb 20	@ CAR	0-0 2/-1 19:08	MIN	0-0 3/0 22:13	DND	0-0 0/-1 13:41	0-0 0/-1 16:33	0-0 1/-2 14:34
Feb 22	@ OTT	0-0 0/1 16:19	MIN	1-0 2/-1 20:47	0-0 0/1 20:19	0-0 0/0 11:22	1-0 2/0 15:29	0-0 2/0 17:43
Feb 24	Vs MTL	0-0 0/1 15:08	MIN	0-1 2/1 23:46	0-1 1/1 16:49	0-0 0/0 6:07	1-0 1/1 18:46	0-1 2/0 16:12
Feb 25	@ TOR	0-0 0/1 21:40	MIN	0-0 2/1 22:24	0-1 1/0 14:33	0-0 0/1 10:27	0-0 0/1 14:16	1-1 2/0 15:20
Feb 28	Vs NYI	0-0 0/-1 14:28	MIN	0-0 2/1 22:15	0-0 1/0 19:58	0-0 5/0 11:06	0-1 2/1 16:06	0-0 0/0 19:14
Mar 2	Vs N.J	0-0 0/0 19:44	MIN	0-0 1/1 17:27	0-0 2/-1 20:07	0-0 2/0 11:46	0-0 0/-1 18:10	0-0 1/-1 16:36
Mar 4	Vs PHI	0-0 0/0 19:37	MIN	0-0 1/0 20:06	0-0 2/-1 17:00	0-0 1/0 10:20	0-0 0/0 16:11	0-0 2/-1 19:05
Mar 6	Vs CAR	0-0 0/0 16:06	MIN	0-1 6/-1 23:47	0-1 2/1 15:47	1-0 3/2 16:40	0-0 2/0 14:41	0-1 1/-1 20:52
Mar 8	Vs T.B	0-0 0/0 13:52	MIN	0-0 4/1 20:46	0-1 0/2 24:31	0-0 2/0 13:57	0-0 1/0 16:38	1-0 3/1 20:49
Mar 10	@ BOS	0-0 2/0 18:26	MIN	0-0 1/-1 21:30	0-2 1/1 16:33	1-0 3/0 18:10	0-0 0/1 13:36	0-0 0/-1 16:34
Mar 11	Vs TOR	0-0 0/0 17:16	MIN	0-0 1/1 18:17	0-0 2/0 18:42	0-0 2/0 15:55	1-0 1/1 14:52	0-0 0/1 16:32
Mar 13	@ NYI	0-0 0/2 19:50	MIN	0-0 2/-2 22:25	1-0 1/1 18:22	0-0 1/-1 16:13	0-0 0/0 13:16	0-2 3/1 16:45
Mar 16	@ WPG	0-0 1/0 14:21	MIN	0-0 0/-2 18:42	0-0 1/0 19:53	0-0 1/0 19:53	1-0 1/-1 10:51	0-1 0/-1 13:39
Mar 18	@ CHI	0-0 0/-2 16:00	MIN	0-0 0/0 17:37	0-1 0/0 17:07	0-0 1/-1 12:17	0-0 0/-2 14:29	0-0 2/-3 18:02
Mar 19	@ DET	0-0 0/-2 12:37	MIN	0-0 1/2 13:30	DND	DND	0-0 1/0 14:11	0-2 0/1 17:28
Mar 22	@ PHI	0-0 0/0 14:00	MIN	0-0 0/0 16:49	DND	0-0 2/-1 16:18	0-0 3/0 14:15	0-0 1/-1 14:33
Mar 23	Vs WPG	0-0 1/-1 14:28	MIN	0-0 3/-1 16:27	DND	0-0 0/0 20:10	0-1 1/0 16:22	0-0 0/-3 12:37
Mar 25	Vs MIN	0-0 0/1 9:49	MIN	0-1 0/1 11:17	0-0 0/0 10:55	0-0 2/0 15:58	1-0 1/1 16:44	0-1 0/1 14:32
Mar 27	Vs BUF	0-0 0/-2 5:07	MIN	0-0 0/-3 12:45	0-0 0/-1 10:30	0-0 2/0 14:12	0-1 0/-2 16:16	0-0 2/0 18:24
Mar 29	@ BOS	DND	MIN	0-0 1/1 15:08	0-0 0/-1 14:08	0-0 0/1 15:48	0-0 0/1 11:02	1-1 1/2 19:47
Mar 31	Vs MTL	DND	MIN	0-0 3/0 19:20	0-0 1/0 12:58	1-0 1/0 16:03	1-0 2/1 10:05	0-0 0/-1 19:01
Apr 2	@ T.B	DND	MIN	0-0 0/0 12:50	0-0 0/0 11:30	0-0 1/-1 14:26	0-1 1/2 12:19	0-0 2/-1 18:19
Apr 5	Vs FLA	DND	MIN	0-0 1/1 20:05	0-0 1/0 18:51	1-0 2/0 18:35	0-0 1/0 8:23	0-1 2/1 16:09
Apr 7	@ NYR	DND	MIN	1-0 2/0 20:25	0-0 0/0 19:44	0-0 0/0 17:09	1-0 (W) 1/0 7:38	0-1 0/1 14:11

Goals-Assists Shots/Rating/PIM Time on Ice

DND-Did Not Dress

Goalies: Goals Allowed/Shots, Decision, Minutes Played



## 2011-12 GAME-BY-GAME STATISTICS

Date	Opp.	POTI #3	VOKOUN #29	NEUVIRTH #30	SABOURIN #35	HOLTBY #70
Oct 8	Vs CAR	INJ	DNP	3/31W 62	MIN	MIN
Oct 10	Vs T.B	INJ	5/28W 65	DNP	MIN	MIN
Oct 13	@ PIT	INJ	2/41W 63	INJ	MIN	DNP
Oct 15	Vs OTT	INJ	1/34W 60	INJ	DNP	MIN
Oct 18	Vs FLA	INJ	0/20W 60	INJ	DNP	MIN
Oct 20	@ PHI	INJ	2/42W 60	INJ	DNP	MIN
Oct 22	Vs DET	INJ	1/33W 60	INJ	DNP	MIN
Oct 27	@ EDM	INJ	2/19L 59	DNP	MIN	MIN
Oct 29	@ VAN	INJ	3/17 20	4/26L 40	MIN	MIN
Nov 1	Vs ANA	INJ	4/15W 62	DNP	MIN	MIN
Nov 4	@ CAR	INJ	DNP	1/25W 60	MIN	MIN
Nov 5	@ NYI	INJ	4/34L 59	DNP	MIN	MIN
Nov 8	Vs DAL	INJ	DNP	5/36L 60	MIN	MIN
Nov 11	@ N.J	INJ	1/33W 60	DNP	MIN	MIN
Nov 12	Vs N.J	INJ	DNP	2/19O 65	MIN	MIN
Nov 15	@ NSH	INJ	2/30L 60	DNP	MIN	MIN
Nov 17	@ WPG	INJ	0/0 1	4/31L 59	MIN	MIN
Nov 19	@ TOR	INJ	4/18L 25	3/11 34	MIN	MIN
Nov 21	Vs PHX	INJ	3/23W 60	DNP	MIN	MIN
Nov 23	Vs WPG	INJ	3/25W 62	DNP	MIN	MIN
Nov 25	Vs NYR	INJ	DNP	6/33L 60	MIN	MIN
Nov 26	@ BUF	INJ	5/28L 60	DNP	MIN	MIN
Nov 29	Vs STL	INJ	2/30L 59	DNP	MIN	MIN
Dec 1	Vs PIT	INJ	2/35L 59	DNP	MIN	MIN
Dec 3	Vs OTT	INJ	DNP	2/34W 59	MIN	MIN
Dec 5	@ FLA	INJ	DNP	5/30L 59	MIN	MIN
Dec 7	@ OTT	INJ	3/34W 60	DNP	MIN	MIN
Dec 9	Vs TOR	INJ	2/28W 60	DNP	MIN	MIN
Dec 13	Vs PHI	INJ	4/21L 40	1/12 20	MIN	MIN
Dec 15	@ WPG	INJ	DNP	0/26W 60	MIN	MIN
Dec 17	@ COL	INJ	DNP	2/28L 59	MIN	MIN
Dec 20	Vs NSH	INJ	DNP	1/21W 60	MIN	MIN
Dec 23	@ N.J	INJ	DNP	3/28O 65	MIN	MIN
Dec 26	@ BUF	INJ	1/17 47	3/6L 11	MIN	MIN
Dec 28	Vs NYR	INJ	1/32W 60	DNP	MIN	MIN
Dec 30	Vs BUF	INJ	1/26W 60	DNP	MIN	MIN
Dec 31	@ CBJ	INJ	2/37W 60	DNP	MIN	MIN
Jan 3	Vs CGY	INJ	1/19W 60	DNP	MIN	MIN
Jan 7	@ S.J	INJ	4/38L 59	DNP	MIN	MIN
Jan 9	@ L.A	INJ	4/27L 40	1/8 20	MIN	MIN
Jan 11	Vs PIT	INJ	0/30W 60	DNP	MIN	MIN
Jan 13	Vs T.B	INJ	3/31W 60	DNP	MIN	MIN
Jan 15	Vs CAR	INJ	1/44W 60	DNP	MIN	MIN
Jan 17	Vs NYI	INJ	3/28L 60	DNP	MIN	MIN
Jan 18	@ MTL	INJ	DNP	0/31W 60	MIN	MIN
Jan 20	@ CAR	INJ	3/33L 60	DNP	MIN	MIN
Jan 22	@ PIT	INJ	DNP	4/27O 62	MIN	MIN
Jan 24	Vs BOS	INJ	3/32W 60	DNP	MIN	MIN
Jan 31	@ T.B	INJ	4/31O 63	DNP	MIN	MIN
Feb 1	@ FLA	INJ	DNP	3/37L 59	MIN	MIN
Feb 4	@ MTL	INJ	0/30W 60	DNP	MIN	MIN
Feb 5	Vs BOS	INJ	3/29L 59	DNP	MIN	MIN
Feb 7	Vs FLA	INJ	0/42W 60	DNP	MIN	MIN
Feb 9	Vs WPG	INJ	2/27O 65	DNP	MIN	MIN
Feb 12	@ NYR	INJ	DNP	3/28L 59	MIN	MIN
Feb 13	Vs S.J	INJ	DND	DNP	MIN	5/35L 59
Feb 17	@ FLA	INJ	1/23W 60	DNP	MIN	MIN
Feb 18	@ T.B	INJ	2/23L 59	DNP	MIN	MIN
Feb 20	@ CAR	INJ	2/7L 5	3/33 55	MIN	MIN
Feb 22	@ OTT	INJ	4/11L 32	0/14 27	MIN	MIN
Feb 24	Vs MTL	INJ	DNP	1/31W 60	MIN	MIN
Feb 25	@ TOR	INJ	DNP	2/30W 60	MIN	MIN
Feb 28	Vs NYI	INJ	DNP	2/24W 61	MIN	MIN
Mar 2	Vs N.J	INJ	DNP	5/20L 60	MIN	MIN
Mar 4	Vs PHI	INJ	DND	1/23L 59	MIN	DNP
Mar 6	Vs CAR	INJ	DNP	4/36O 64	MIN	MIN
Mar 8	Vs T.B	INJ	2/26W 64	DNP	MIN	MIN
Mar 10	@ BOS	INJ	3/33W 60	DNP	MIN	MIN
Mar 11	Vs TOR	INJ	DNP	0/23W 60	MIN	MIN
Mar 13	@ NYI	INJ	DNP	4/30W 65	MIN	MIN
Mar 16	@ WPG	INJ	3/28L 59	DNP	MIN	MIN
Mar 18	@ CHI	INJ	INJ	4/28L 60	MIN	DNP
Mar 19	@ DET	INJ	INJ	DNP	MIN	3/33W 60
Mar 22	@ PHI	INJ	INJ	DNP	MIN	1/28O 65
Mar 23	Vs WPG	INJ	INJ	4/42O 62	MIN	DNP
Mar 25	Vs MIN	INJ	INJ	DNP	MIN	0/28W 60
Mar 27	Vs BUF	INJ	INJ	2/13 37	MIN	3/18L 23
Mar 29	@ BOS	INJ	0/7 18	2/21W 47	MIN	MIN
Mar 31	Vs MTL	INJ	INJ	2/41W 65	MIN	DNP
Apr 2	@ T.B	INJ	INJ	3/26L 59	MIN	DNP
Apr 5	Vs FLA	INJ	INJ	0/13 26	MIN	2/14W 34
Apr 7	@ NYR	INJ	INJ	INJ	DNP	1/36W 60

Goals-Assists Shots/Rating/PIM Time on Ice

DND-Did Not Dress

Goalies: Goals Allowed/Shots, Decision, Minutes Played

## 2011-12 TOMAS VOKOUN GAME-BY-GAME STATISTICS

GM	Date	Opp.	GP	GS	W	L	OT	MIN	GA	SV	SO	PIM	A	GAA	Sv. %	NOTES
1	Oct. 8	CAR														
2	Oct. 10	TB	1	1	1	0	0	65	5	23	0	0	0	4.62	0.821	1st W w/WSH
3	Oct. 13	at PIT	1	1	1	0	0	63	2	39	0	0	0	1.92	0.951	
4	Oct. 15	OTT	1	1	1	0	0	60	1	33	0	0	0	1.00	0.971	1st Star
5	Oct. 18	FLA	1	1	1	0	0	60	0	20	1	0	0	0.00	1.000	1st SO w/WSH; 45th career SO; 1st Star
6	Oct. 20	at PHI	1	1	1	0	0	60	2	40	0	0	0	2.00	0.952	3rd Star
7	Oct. 22	DET	1	1	1	0	0	60	1	32	0	0	0	1.00	0.970	2nd Star
8	Oct. 27	at EDM	1	1	0	1	0	59	2	17	0	0	0	2.04	0.895	
9	Oct. 29	at VAN	1	1	0	1	0	20	3	14	0	0	0	9.00	0.824	Pulled after 1st period
10	Nov. 1	ANA	1	1	1	0	0	62	4	11	0	2	0	3.87	0.733	
11	Nov. 4	at CAR														
12	Nov. 5	at NYI	1	1	0	1	0	59	4	30	0	0	0	4.07	0.882	
13	Nov. 8	DAL														
14	Nov. 11	at NJ	1	1	1	0	0	60	1	32	0	0	0	1.00	0.970	3rd Star
15	Nov. 12	NJ														
16	Nov. 15	at NSH	1	1	0	1	0	60	2	28	0	0	0	2.01	0.933	
17	Nov. 17	at WNP	1	0	0	0	0	1	0	0	0	0	0	0.00	0.000	Entered/pulled in the 2nd period
18	Nov. 19	at TOR	1	1	0	1	0	25	4	14	0	0	0	9.42	0.778	Pulled in the 2nd period
19	Nov. 21	PHX	1	1	1	0	0	60	3	20	0	0	0	3.00	0.870	
20	Nov. 23	WNP	1	1	1	0	0	62	3	22	0	0	0	2.91	0.880	
21	Nov. 25	NYR														
22	Nov. 26	at BUF	1	1	0	1	0	60	5	23	0	0	0	5.00	0.821	
23	Nov. 29	STL	1	1	0	1	0	59	2	28	0	0	1	2.03	0.933	
24	Dec. 1	PIT	1	1	0	1	0	59	2	33	0	0	0	2.02	0.943	
25	Dec. 3	OTT														
26	Dec. 5	at FLA														
27	Dec. 7	at OTT	1	1	1	0	0	60	3	31	0	0	0	3.00	0.912	
28	Dec. 9	TOR	1	1	1	0	0	60	2	26	0	0	0	2.00	0.929	
29	Dec. 13	PHI	1	1	0	1	0	40	4	17	0	0	0	6.00	0.810	Left the game after 2nd period
30	Dec. 15	at WNP														
31	Dec. 17	COL														
32	Dec. 20	NSH														
33	Dec. 23	at NJ														
34	Dec. 26	at BUF	1	0	0	0	0	47	1	16	0	0	0	1.28	0.941	Entered in the 1st period
35	Dec. 28	NYR	1	1	0	0	0	60	1	31	0	0	0	1.00	0.969	
36	Dec. 30	BUF	1	1	1	0	0	60	1	25	0	0	1	1.00	0.962	1st Star
37	Dec. 31	at CBJ	1	1	1	0	0	60	2	35	0	0	0	2.00	0.946	
38	Jan. 3	CGY	1	1	1	0	0	60	1	18	0	0	0	1.00	0.947	
39	Jan. 7	at SJ	1	1	1	0	0	59	4	34	0	0	0	4.07	0.895	
40	Jan. 9	at LA	1	1	1	0	0	40	4	23	0	0	0	6.00	0.852	Left the game after 2nd period
41	Jan. 11	PIT	1	1	1	0	0	60	0	30	1	0	0	0.00	1.000	1st Star
42	Jan. 13	TB	1	1	1	0	0	60	3	28	0	0	0	3.00	0.903	3rd Star
43	Jan. 15	CAR	1	1	1	0	0	60	1	43	0	0	0	1.00	0.977	1st Star
44	Jan. 17	NYI	1	1	0	1	0	60	3	25	0	0	0	3.00	0.893	
45	Jan. 18	at MTL														
46	Jan. 20	at CAR	1	1	0	1	0	60	3	30	0	0	0	3.00	0.909	
47	Jan. 22	at PIT														
48	Jan. 24	BOS	1	1	1	0	0	60	3	29	0	0	0	3.00	0.906	
49	Jan. 31	at TB	1	1	0	0	1	63	4	27	0	0	0	3.81	0.871	
50	Feb. 1	at FLA														
51	Feb. 4	at MTL	1	1	1	0	0	60	3	27	0	0	0	3.00	0.900	1st Star
52	Feb. 5	BOS	1	1	0	1	0	59	3	26	0	0	0	3.05	0.897	
53	Feb. 7	FLA	1	1	1	0	0	60	0	42	1	0	0	0.00	1.000	1st Star
54	Feb. 9	WNP	1	1	0	0	1	65	2	25	0	0	0	1.85	0.926	
55	Feb. 12	at NYR														
56	Feb. 13	SJ														
57	Feb. 17	at FLA	1	1	1	0	0	60	1	22	0	0	0	1.00	0.957	
58	Feb. 18	at TB	1	1	0	1	0	59	2	21	0	0	0	2.03	0.913	
59	Feb. 20	at CAR	1	1	0	1	0	5	2	5	0	0	0	24.00	0.714	Left the game in the 1st period
60	Feb. 22	at OTT	1	1	0	1	0	32	4	7	0	0	0	7.50	0.636	Left the game in the 2nd period
61	Feb. 24	MTL														
62	Feb. 25	at TOR														
63	Feb. 28	NYI														
64	Mar. 2	NJ														
65	Mar. 4	PHI														
66	Mar. 6	CAR														
67	Mar. 8	TB	1	1	1	0	0	64	2	24	0	0	0	1.88	0.923	
68	Mar. 10	at BOS	1	1	1	0	0	60	3	30	0	0	0	3.00	0.909	2nd Star
69	Mar. 11	TOR														
70	Mar. 13	at NYI														
71	Mar. 16	at WNP	1	1	0	1	0	59	3	25	0	0	0	3.05	0.893	3rd Star
72	Mar. 18	at CHI														
73	Mar. 19	at DET														
74	Mar. 22	at PHI														
75	Mar. 23	WNP														
76	Mar. 25	MIN														
77	Mar. 27	BUF														
78	Mar. 29	at BOS	1	1	0	0	0	18	0	7	0	0	0	0.00	1.000	Left the game in the first period
79	Mar. 31	MTL														
80	April 2	at TB														
81	April 5	FLA														
82	April 7	at NYR														



## 2011-12 MICHAL NEUVIRTH GAME-BY-GAME STATISTICS

GM	Date	Opp.	GP	GS	W	L	OT	MIN	GA	SV	SO	PIM	A	GAA	Sv. %	NOTES
1	Oct. 8	CAR	1	1	1	0	0	62	3	28	0	0	0	2.89	0.903	
2	Oct. 10	TB														
3	Oct. 13	at PIT														
4	Oct. 15	OTT														
5	Oct. 18	FLA														
6	Oct. 20	at PHI														
7	Oct. 22	DET														
8	Oct. 27	at EDM														
9	Oct. 29	at VAN	1	0	0	1	0	40	4	22	0	0	0	6.00	0.846	Entered in the 2nd period
10	Nov. 1	ANA														
11	Nov. 4	at CAR	1	1	1	0	0	60	1	24	0	0	0	1.00	0.960	
12	Nov. 5	at NYI														
13	Nov. 8	DAL	1	1	0	1	0	60	5	31	0	0	0	5.00	0.861	
14	Nov. 11	at NJ														
15	Nov. 12	NJ	1	1	0	0	1	65	2	17	0	0	0	1.85	0.895	
16	Nov. 15	at NSH														
17	Nov. 17	at WNP	1	1	0	1	0	59	4	27	0	2	0	4.06	0.871	Pulled/returned in the 2nd period
18	Nov. 19	at TOR	1	0	0	0	0	34	3	8	0	0	0	5.25	0.727	Entered in the 2nd period
19	Nov. 21	PHX														
20	Nov. 23	WNP														
21	Nov. 25	NYR	1	1	0	1	0	60	6	27	0	0	0	6.01	0.818	
22	Nov. 26	at BUF														
23	Nov. 29	STL														
24	Dec. 1	PIT														
25	Dec. 3	OTT	1	1	1	0	0	61	2	32	0	0	0	1.97	0.941	3rd Star
26	Dec. 5	at FLA	1	1	0	1	0	59	5	25	0	0	0	5.08	0.833	
27	Dec. 7	at OTT														
28	Dec. 9	TOR														
29	Dec. 13	PHI	1	0	0	0	0	20	1	11	0	0	0	3.00	0.917	Entered to start the 3rd period
30	Dec. 15	at WNP	1	1	1	0	0	60	0	26	1	0	0	0.00	1.000	5th career SO
31	Dec. 17	COL	1	1	0	1	0	59	2	26	0	0	0	2.03	0.929	
32	Dec. 20	NSH	1	1	1	0	0	60	1	20	0	0	0	1.00	0.952	
33	Dec. 23	at NJ	1	1	0	0	1	65	3	25	0	0	0	2.77	0.893	
34	Dec. 26	at BUF	1	1	0	1	0	11	3	3	0	0	0	16.36	0.500	Pulled in the 1st period
35	Dec. 28	NYR														
36	Dec. 30	BUF														
37	Dec. 31	at CBJ														
38	Jan. 3	CGY														
39	Jan. 7	at SJ														
40	Jan. 9	at LA	1	0	0	0	0	20	1	7	0	0	0	3.00	49.000	Entered to start the 3rd period
41	Jan. 11	PIT														
42	Jan. 13	TB														
43	Jan. 15	CAR														
44	Jan. 17	NYI														
45	Jan. 18	at MTL	1	1	1	0	0	60	0	31	1	0	0	0.00	1.000	1st Star; 6th career SO
46	Jan. 20	at CAR														
47	Jan. 22	at PIT	1	1	0	0	1	62	4	23	0	0	0	3.87	0.852	
48	Jan. 24	BOS														
49	Jan. 31	at TB														
50	Feb. 1	at FLA	1	1	0	1	0	59	3	34	0	0	0	3.05	0.919	
51	Feb. 4	at MTL														
52	Feb. 5	BOS														
53	Feb. 7	FLA														
54	Feb. 9	WNP														
55	Feb. 12	at NYR	1	1	0	1	0	59	3	25	0	0	0	3.05	0.893	
56	Feb. 13	SJ														
57	Feb. 17	at FLA														
58	Feb. 18	at TB														
59	Feb. 20	at CAR	1	0	0	0	0	55	3	30	0	0	0	3.27	0.909	Entered in the 1st period
60	Feb. 22	at OTT	1	0	0	0	0	27	0	14	0	0	0	0.00	1.000	Entered in the 2nd period
61	Feb. 24	MTL	1	1	1	0	0	60	1	30	0	0	0	1.00	0.968	1st Star
62	Feb. 25	at TOR	1	1	1	0	0	60	2	28	0	0	0	2.00	0.933	
63	Feb. 28	NYI	1	1	1	0	0	61	2	22	0	0	0	1.97	0.917	3rd Star
64	Mar. 2	NJ	1	1	0	1	0	60	5	15	0	0	0	5.00	0.750	
65	Mar. 4	PHI	1	1	0	1	0	59	1	22	0	0	0	1.02	0.957	3rd Star
66	Mar. 6	CAR	1	1	0	0	1	64	4	32	0	0	0	3.75	0.889	
67	Mar. 8	TB														
68	Mar. 10	at BOS														
69	Mar. 11	TOR	1	1	1	0	0	60	0	23	1	0	0	0.00	1.000	1st Star
70	Mar. 13	at NYI	1	1	1	0	0	65	4	26	0	0	0	3.69	0.867	
71	Mar. 16	at WNP														
72	Mar. 18	at CHI	1	1	0	1	0	60	4	24	0	0	1	4.00	0.857	
73	Mar. 19	at DET														
74	Mar. 22	at PHI														
75	Mar. 23	WNP	1	1	0	0	1	62	4	38	0	0	0	3.87	0.905	
76	Mar. 25	MIN														
77	Mar. 27	BUF	1	0	0	0	0	37	2	11	0	0	0	3.24	0.846	Entered in the 2nd period
78	Mar. 29	at BOS	1	0	1	0	0	47	2	19	0	0	0	2.55	0.905	Entered in the 1st period
79	Mar. 31	MTL	1	1	1	0	0	65	2	39	0	0	0	1.85	0.951	1st Star
80	April 2	at TB	1	1	0	1	0	59	3	23	0	0	0	3.05	0.885	
81	April 5	FLA	1	1	0	0	0	26	0	13	0	0	0	0.00	1.000	Pulled in the 2nd period due to injury
82	April 7	at NYR														

## 2011-12 BRADEN HOLTBY GAME-BY-GAME STATISTICS

GM	Date	Opp.	GP	GS	W	L	OT	MIN	GA	SV	SO	PIM	A	GAA	Sv. %	NOTES
1	Oct. 8	CAR														
2	Oct. 10	TB														
3	Oct. 13	at PIT														
4	Oct. 15	OTT														
5	Oct. 18	FLA														
6	Oct. 20	at PHI														
7	Oct. 22	DET														
8	Oct. 27	at EDM														
9	Oct. 29	at VAN														
10	Nov. 1	ANA														
11	Nov. 4	at CAR														
12	Nov. 5	at NYI														
13	Nov. 8	DAL														
14	Nov. 11	at NJ														
15	Nov. 12	NJ														
16	Nov. 15	at NSH														
17	Nov. 17	at WNP														
18	Nov. 19	at TOR														
19	Nov. 21	PHX														
20	Nov. 23	WNP														
21	Nov. 25	NYR														
22	Nov. 26	at BUF														
23	Nov. 29	STL														
24	Dec. 1	PIT														
25	Dec. 3	OTT														
26	Dec. 5	at FLA														
27	Dec. 7	at OTT														
28	Dec. 9	TOR														
29	Dec. 13	PHI														
30	Dec. 15	at WNP														
31	Dec. 17	COL														
32	Dec. 20	NSH														
33	Dec. 23	at NJ														
34	Dec. 26	at BUF														
35	Dec. 28	NYR														
36	Dec. 30	BUF														
37	Dec. 31	at CBJ														
38	Jan. 3	CGY														
39	Jan. 7	at SJ														
40	Jan. 9	at LA														
41	Jan. 11	PIT														
42	Jan. 13	TB														
43	Jan. 15	CAR														
44	Jan. 17	NYI														
45	Jan. 18	at MTL														
46	Jan. 20	at CAR														
47	Jan. 22	at PIT														
48	Jan. 24	BOS														
49	Jan. 31	at TB														
50	Feb. 1	at FLA														
51	Feb. 4	at MTL														
52	Feb. 5	BOS														
53	Feb. 7	FLA														
54	Feb. 9	WNP														
55	Feb. 12	at NYR														
56	Feb. 13	SJ	1	1	0	1	0	59	5	30	0	0	0	5.08	0.857	
57	Feb. 17	at FLA														
58	Feb. 18	at TB														
59	Feb. 20	at CAR														
60	Feb. 22	at OTT														
61	Feb. 24	MTL														
62	Feb. 25	at TOR														
63	Feb. 28	NYI														
64	Mar. 2	NJ														
65	Mar. 4	PHI														
66	Mar. 6	CAR														
67	Mar. 8	TB														
68	Mar. 10	at BOS														
69	Mar. 11	TOR														
70	Mar. 13	at NYI														
71	Mar. 16	at WNP														
72	Mar. 18	at CHI														
73	Mar. 19	at DET	1	1	1	0	0	60	3	17	0	0	0	3.00	0.850	
74	Mar. 22	at PHI	1	1	0	0	1	65	1	27	0	0	0	0.92	0.964	
75	Mar. 23	WNP														
76	Mar. 25	MIN	1	1	1	0	0	60	0	28	1	0	0	0.00	1.000	1st Star
77	Mar. 27	BUF	1	1	0	1	0	23	3	15	0	0	0	7.83	0.833	Pulled in the 2nd period
78	Mar. 29	at BOS														
79	Mar. 31	MTL														
80	April 2	at TB														
81	April 5	FLA	1	0	1	0	0	34	2	12	0	0	0	3.53	0.857	Entered in the 2nd period
82	April 7	at NYR	1	1	1	0	0	60	1	35	0	0	0	1.00	0.972	1st Star



## 2011-12 GOALS & SHOTS BY PERIOD

GM	Date	Opp.	WSH GOALS				OPP GOALS				WSH SHOTS				OPP SHOTS				GOALS		SHOTS	
			1st	2nd	3rd	OT	1st	2nd	3rd	OT	1st	2nd	3rd	OT	1st	2nd	3rd	OT	WSH	OPP	WSH	OPP
1	Oct. 8	CAR	0	2	1	1	0	1	2	0	7	17	11	1	10	8	9	4	4	3	36	31
2	Oct. 10	TB	2	1	2	0	2	1	2	0	9	13	20	1	4	10	9	5	6	5	43	28
3	Oct. 13	at PIT	0	1	1	1	1	0	1	0	3	11	3	2	12	9	18	2	3	2	19	41
4	Oct. 15	OTT	2	0	0	0	1	0	0	0	14	4	8	8	8	12	14	2	2	1	26	34
5	Oct. 18	FLA	1	0	2	0	0	0	0	0	11	10	11	2	2	9	9	3	3	0	32	20
6	Oct. 20	at PHI	2	0	3	0	1	0	1	1	11	10	7	11	14	17	17	5	2	2	28	42
7	Oct. 22	DET	2	2	3	0	0	1	0	0	8	6	11	10	10	16	7	7	1	1	25	33
8	Oct. 27	at EDM	1	0	0	0	1	1	0	0	9	7	19	9	5	8	6	1	2	2	35	19
9	Oct. 29	at VAN	1	3	0	0	3	1	3	0	10	12	10	10	17	14	12	4	7	7	32	43
10	Nov. 1	ANA	0	2	2	1	2	1	1	0	9	12	18	1	6	5	4	5	4	4	40	15
11	Nov. 4	at CAR	0	2	3	0	1	0	0	0	15	8	9	10	10	10	5	5	1	1	32	25
12	Nov. 5	at NYI	2	0	1	0	0	2	3	0	12	7	9	11	11	15	9	3	5	5	28	35
13	Nov. 8	DAL	1	1	0	0	2	0	3	0	10	15	7	13	13	10	10	2	5	5	32	36
14	Nov. 11	at NJ	0	1	2	0	1	0	0	0	6	10	4	7	7	10	16	3	1	1	20	33
15	Nov. 12	NJ	2	0	0	0	0	2	0	0	9	2	5	1	8	6	4	2	3	3	17	19
16	Nov. 15	at NSH	0	0	1	0	0	0	3	0	8	15	17	10	8	13	13	1	3	3	40	31
17	Nov. 17	at WPG	1	0	0	0	1	3	0	0	10	15	7	11	13	7	7	1	4	4	32	31
18	Nov. 19	at TOR	1	0	0	0	2	4	1	1	8	15	18	16	10	3	3	1	7	7	41	29
19	Nov. 21	PHX	0	2	2	0	1	1	1	1	13	12	6	5	7	11	11	4	3	3	31	23
20	Nov. 23	WPG	2	1	0	1	2	0	1	0	9	14	13	10	9	6	6	4	3	3	37	25
21	Nov. 25	NYR	0	2	1	0	0	4	2	0	8	9	4	8	15	10	10	3	6	6	21	33
22	Nov. 26	at BUF	0	1	0	0	2	1	2	0	7	8	12	12	9	7	7	1	5	5	27	28
23	Nov. 29	STL	1	0	0	0	1	1	0	0	5	6	8	9	11	10	10	1	2	2	19	30
24	Dec. 1	PIT	0	1	0	0	1	0	1	0	4	11	2	13	12	10	10	1	2	1	17	35
25	Dec. 3	OTT	1	0	1	1	0	1	1	0	8	16	10	1	16	8	10	3	2	2	35	34
26	Dec. 5	at FLA	1	1	2	0	3	2	0	0	9	10	13	11	13	6	6	4	5	5	32	30
27	Dec. 7	at OTT	0	1	4	0	0	2	1	1	15	12	17	6	14	14	14	5	3	3	44	34
28	Dec. 9	TOR	1	2	1	0	0	1	1	1	6	12	7	8	12	8	8	4	2	2	25	28
29	Dec. 13	PHI	0	0	1	0	1	3	1	1	5	10	17	9	12	12	12	1	5	5	32	33
30	Dec. 15	at WPG	0	0	1	0	0	0	0	0	7	12	9	14	8	4	4	1	0	0	28	26
31	Dec. 17	at COL	0	1	0	0	1	1	0	0	11	8	7	9	12	7	7	1	2	2	26	28
32	Dec. 20	NSH	2	0	2	0	0	0	1	0	11	3	9	4	8	9	9	4	1	1	23	21
33	Dec. 23	at NJ	0	0	3	0	0	3	0	0	6	7	9	3	9	14	4	3	4	4	25	28
34	Dec. 26	at BUF	0	1	1	0	4	0	0	0	9	5	8	8	5	10	10	2	4	4	22	23
35	Dec. 28	NYR	1	2	1	0	1	0	0	0	9	8	6	8	9	15	15	4	1	1	23	32
36	Dec. 30	BUF	1	1	1	0	0	1	0	0	11	6	4	2	15	9	9	3	1	1	21	26
37	Dec. 31	at CBJ	0	0	4	0	0	2	0	0	8	10	8	13	15	9	9	4	2	2	26	37
38	Jan. 3	CGY	1	1	1	0	0	1	0	0	8	9	4	4	8	7	7	3	1	1	21	19
39	Jan. 7	at SJ	0	1	1	0	0	2	3	0	12	8	10	9	14	16	16	2	5	5	30	39
40	Jan. 9	at LA	1	0	1	0	2	2	1	1	7	8	7	13	14	8	8	2	5	5	22	35
41	Jan. 11	PIT	1	0	0	0	0	0	0	0	6	6	9	9	11	10	10	1	0	0	21	30
42	Jan. 13	TB	2	1	1	0	0	1	2	0	8	5	7	8	8	15	15	4	3	3	20	31
43	Jan. 15	CAR	0	1	1	0	0	1	0	0	4	9	11	13	13	18	18	2	1	1	24	44
44	Jan. 17	NYI	0	0	0	0	1	1	1	1	5	5	7	10	8	10	10	0	3	3	17	28
45	Jan. 18	at MTL	2	1	0	0	0	0	0	0	5	5	6	7	7	17	17	3	0	0	16	31
46	Jan. 20	at CAR	0	0	0	0	1	1	1	1	8	8	7	10	15	8	8	0	3	3	23	33
47	Jan. 22	at PIT	0	2	1	0	2	0	1	1	4	10	6	9	5	12	12	3	4	4	20	27
48	Jan. 24	BOS	0	3	2	0	1	2	0	0	10	8	5	12	12	8	8	5	3	3	23	32
49	Jan. 31	at TB	1	1	1	0	1	2	0	1	8	9	10	10	11	6	6	3	4	4	29	31
50	Feb. 1	at FLA	0	1	1	0	0	1	3	0	11	7	10	15	9	14	14	2	4	4	28	38
51	Feb. 4	at MTL	1	0	2	0	0	0	0	0	11	3	9	10	10	10	10	3	0	0	23	30
52	Feb. 5	BOS	0	0	1	0	2	0	2	0	11	10	15	12	9	9	9	1	4	4	36	30
53	Feb. 7	FLA	2	2	0	0	0	0	0	0	10	8	6	10	17	15	15	4	0	0	24	42
54	Feb. 9	WNP	0	0	2	0	0	0	2	0	12	12	8	4	11	11	11	2	2	2	34	27
55	Feb. 12	at NYR	0	1	1	0	1	1	1	1	7	8	11	8	11	9	9	2	3	3	26	28
56	Feb. 13	SJ	0	1	2	0	1	2	2	0	12	18	12	11	12	12	12	3	5	5	42	35
57	Feb. 17	at FLA	0	0	2	0	1	0	0	0	17	13	11	12	4	7	7	2	1	1	41	23
58	Feb. 18	at TB	0	1	0	0	1	1	0	0	8	8	8	10	11	2	2	1	2	2	24	23
59	Feb. 20	at CAR	0	0	0	0	3	1	1	1	5	6	6	16	12	12	12	0	5	5	17	40
60	Feb. 22	at OTT	0	0	2	0	2	2	1	1	11	11	13	7	9	10	10	2	5	5	35	26
61	Feb. 24	MTL	1	2	1	0	0	0	1	0	10	9	5	9	10	12	12	4	1	1	24	31
62	Feb. 25	at TOR	2	2	0	0	0	0	2	0	11	18	7	9	10	11	11	4	2	2	36	30
63	Feb. 28	NYI	0	0	2	1	1	0	1	0	13	7	13	3	12	8	8	3	2	2	34	24
64	Mar. 2	NJ	0	0	0	0	3	2	0	0	7	11	5	7	7	6	6	0	5	5	23	20
65	Mar. 4	PHI	0	0	0	0	0	1	0	0	12	10	12	8	6	9	9	0	1	1	34	23
66	Mar. 6	CAR	1	1	1	0	0	2	1	1	13	15	18	10	11	11	11	3	4	4	49	36
67	Mar. 8	TB	1	0	1	1	0	2	0	0	13	3	12	15	8	3	3	3	2	2	32	26
68	Mar. 10	at BOS	2	2	0	0	1	1	1	1	13	15	2	13	7	13	13	4	3	3	30	33
69	Mar. 11	TOR	1	0	1	0	0	0	0	0	8	8	7	7	9	7	7	2	0	0	23	23
70	Mar. 13	at NYI	0	2	2	0	2	2	0	0	4	11	11	10	11	7	7	5	4	4	28	30
71	Mar. 16	at WNP	1	0	2	0	1	1	0	0	5	6	11	7	14	7	7	3	2	2	22	28
72	Mar. 18	at CHI	0	2	0	0	2	2	1	1	3	8	7	12	12	5	5	2	5	5	18	29
73	Mar. 19	at DET	3	1	1	0	0	1	2	0	10	9	3	12	10	11	11	5	3	3	22	33
74	Mar. 22	at PHI	1	0	0	0	0	1	0	0	12	10	9	11	7	8	8	1	2	2	31	28
75	Mar. 23	WNP	1	2	0	0	0	2	1	1	7	14	2	8	15	17	17	3	4	4	23	42
76	Mar. 25	MIN	0	2	1	0	0	0	0	0	7	8	8	12	5	11	11	3	0	0	23	28
77	Mar. 27	BUF	0	1	0	0	2	2	1	1	10	16	19	15	10	6	6	1	5	5	45	31
78	Mar. 29	at BOS	0	0	2	0	0	0	2	0	2	7	11	3	7	8	12	3	2	2	23	28
79</																						

# 2011-12 Injuries & Illnesses

## BY DATE

D Tom Poti – missed 82 games (10/8 – 4/7)  
D John Erskine – missed nine games (10/8 - 10/29)  
G Michal Neuvirth – missed five games (10/13 -10/22)  
F Jay Beagle – missed 31 games (10/15- 12/26)  
D Mike Green – missed six games (10/27 – 11/8)  
D Mike Green – missed 23 games (11/12 – 12/31)  
D John Erskine – missed four games (11/21 – 11/26)  
F Alexander Semin – missed two games (12/3 – 12/5)  
D Roman Hamrlík – missed four games (12/1 – 12/7)  
F Matt Hendricks – missed four games (12/7 – 12/15)  
F Alexander Semin – missed one game (1/3)  
F Nicklas Backstrom – missed 40 games (1/7 – 3/29)  
D Mike Green – missed 18 games (1/9-2/17)  
F Marcus Johansson - missed one game (1/20)  
F Alex Ovechkin – missed one game (2/22)  
F Alexander Semin – missed one game (3/22)  
F Joel Ward – missed seven games (3/23-4/5)  
G Tomas Vokoun – missed six games (3/18-3/37)  
D John Erskine – missed seven games (3/25-4/7)  
G Tomas Vokoun – missed four games (3/31-4/7)  
G Michal Neuvirth – missed one game (4/7)

## BY PLAYER

Backstrom: 40 games  
Beagle: 31 games  
Erskine: 20 games  
Green: 47 games  
Hamrlík: 4 games  
Hendricks: 4 games  
Johansson: 1 game  
Neuvirth: 6 games  
Ovechkin: 1 game  
Poti: 82 games  
Semin: 4 games  
Vokoun: 10 games  
Ward: 7 games

## TOTAL MAN-GAMES LOST

257

# 2011-12 Transactions

Apr. 8 Assigned Dany Sabourin to Hershey (AHL)  
Apr. 7 Recalled Dany Sabourin from Hershey (AHL)  
Mar. 28 Recalled Cody Eakin from Hershey (AHL)  
Mar. 24 Assigned Cody Eakin to Hershey (AHL)  
Mar. 23 Recalled Cody Eakin from Hershey (AHL)  
Mar. 18 Recalled Braden Holtby from Hershey (AHL)  
Mar. 5 Assigned Braden Holtby to Hershey (AHL)  
Mar. 4 Recalled Braden Holtby from Hershey (AHL)  
Feb. 28 Recalled Keith Aucoin from Hershey (AHL)  
Feb. 26 Assigned Keith Aucoin to Hershey (AHL)  
Feb. 22 Recalled Keith Aucoin from Hershey (AHL)  
Feb. 19 Assigned Keith Aucoin to Hershey (AHL)  
Feb. 16 Recalled Keith Aucoin from Hershey (AHL)  
Feb. 14: Assigned Keith Aucoin, Braden Holtby and Joel Rechlicz to Hershey (AHL)  
Feb. 13: Recalled Braden Holtby and Joel Rechlicz from Hershey (AHL)  
Feb. 4 Assigned Joel Rechlicz to Hershey (AHL)  
Feb. 2 Recalled Keith Aucoin from Hershey (AHL)  
Feb. 2 Acquired Mike Carman from Colorado in exchange for Danny Richmond  
Feb. 2 Acquired Kevin Marshall from Philadelphia in exchange for Matt Ford  
Feb. 2 Assigned Cody Eakin to Hershey (AHL)  
Jan. 30 Recalled Cody Eakin from Hershey (AHL)  
Jan. 30 Signed and recalled Joel Rechlicz from Hershey (AHL)  
Jan. 25 Assigned Cody Eakin to Hershey (AHL)  
Jan. 23 Assigned Tomas Kundratek to Hershey (AHL)  
Jan. 12 Recalled Cody Eakin from Hershey (AHL)  
Jan. 10 Recalled Tomas Kundratek from Hershey (AHL)  
Jan. 2 Assigned Cody Eakin to Hershey (AHL)

Dec. 30 Recalled Cody Eakin from Hershey (AHL)  
Dec. 18 Assigned Cody Eakin to Hershey (AHL)  
Nov. 20 Recalled Dmitry Orlov from Hershey (AHL)  
Nov. 8 Acquired Tomas Kundratek from the New York Rangers for Francois Bouchard  
Nov. 6 Assigned D.J. King to Hershey (AHL)  
Nov. 1 Recalled Cody Eakin from Hershey (AHL)  
Nov. 1 Assigned Sean Collins to Hershey (AHL)  
Oct. 25 Recalled D Sean Collins from Hershey (AHL)  
Oct. 23 Assigned G Dany Sabourin to Hershey (AHL)  
Oct. 18: Recalled G Dany Sabourin from Hershey (AHL)  
Oct. 16: Assigned G Dany Sabourin to Hershey (AHL)  
Oct. 15: Recalled G Dany Sabourin from Hershey (AHL)  
Oct. 14: Assigned G Braden Holtby to Hershey (AHL)  
Oct. 13: Recalled G Braden Holtby from Hershey (AHL)

# TEAM HISTORY



# Year-by-Year Results

YEAR	GP	W	L	T	OT	PTS	PCT	GF	GA	DIV. FINISH	PLAYOFF RESULTS
2011-12	82	42	32	-	8	92	.561	222	230	2nd	Lost Conf. Semifinals
2010-11	82	48	23	-	11	107	.652	224	191	1st	Lost Conf. Semifinals
2009-10	82	54	15	-	13	121	.738	313	227	1st	Lost Conf. Quarterfinals
2008-09	82	50	24	-	8	108	.659	272	245	1st	Lost Conf. Semifinals
2007-08	82	43	31	-	8	94	.573	242	231	1st	Lost Conf. Quarterfinals
2006-07	82	28	40	-	14	70	.427	235	286	5th	Did Not Qualify
2005-06	82	29	41	-	12	70	.427	237	306	5th	Did Not Qualify
2003-04	82	23	46	10	3	59	.360	186	253	5th	Did Not Qualify
2002-03	82	39	29	8	6	92	.561	224	220	2nd	Lost Conf. Quarterfinals
2001-02	82	36	33	11	2	85	.518	228	240	2nd	Did Not Qualify
2000-01	82	41	27	10	4	96	.585	233	211	1st	Lost Conf. Quarterfinals
1999-00	82	44	24	12	2	102	.622	227	194	1st	Lost Conf. Quarterfinals
1998-99	82	31	45	6	-	68	.415	200	218	3rd	Did Not Qualify
1997-98	82	40	30	12	-	92	.561	219	202	3rd	Lost Stanley Cup Finals
1996-97	82	33	40	9	-	75	.457	214	231	5th	Did Not Qualify
1995-96	82	39	32	11	-	89	.543	234	204	4th	Lost Conf. Quarterfinals
1994-95	48	22	18	8	-	52	.542	136	120	3rd	Lost Conf. Quarterfinals
1993-94	84	39	35	10	-	88	.524	277	263	3rd	Lost Conf. Semifinals
1992-93	84	43	34	7	-	93	.554	325	286	2nd	Lost Div. Semifinals
1991-92	80	45	27	8	-	98	.613	330	275	2nd	Lost Div. Semifinals
1990-91	80	37	36	7	-	81	.506	258	258	3rd	Lost Div. Finals
1989-90	80	36	38	6	-	78	.488	284	275	3rd	Lost Conf. Finals
1988-89	80	41	29	10	-	92	.575	305	259	1st	Lost Div. Semifinals
1987-88	80	38	33	9	-	85	.531	281	249	2nd	Lost Div. Finals
1986-87	80	38	32	10	-	86	.538	285	278	2nd	Lost Div. Semifinals
1985-86	80	50	23	7	-	107	.669	315	272	2nd	Lost Div. Finals
1984-85	80	46	25	9	-	101	.631	322	240	2nd	Lost Div. Semifinals
1983-84	80	48	27	5	-	101	.631	308	226	2nd	Lost Div. Finals
1982-83	80	39	25	16	-	94	.588	306	283	3rd	Lost Div. Semifinals
1981-82	80	26	41	13	-	65	.406	319	338	5th	Did Not Qualify
1980-81	80	26	36	18	-	70	.438	286	317	5th	Did Not Qualify
1979-80	80	27	40	13	-	67	.419	261	293	5th	Did Not Qualify
1978-79	80	24	41	15	-	63	.394	273	338	4th	Did Not Qualify
1977-78	80	17	49	14	-	48	.300	195	321	5th	Did Not Qualify
1976-77	80	24	42	14	-	62	.388	221	307	4th	Did Not Qualify
1975-76	80	11	59	10	-	32	.200	224	394	5th	Did Not Qualify
1974-75	80	8	67	5	-	21	.131	181	446	5th	Did Not Qualify
<b>Total</b>	<b>2,968</b>	<b>1,305</b>	<b>1,269</b>	<b>303</b>	<b>91</b>	<b>3,004</b>	<b>.506</b>	<b>9,398</b>	<b>9,729</b>	<b>-</b>	<b>-</b>

## HOME

YEAR	GP	W	L	T	OT	PTS	GF	GA
2011-12	41	26	11	-	4	56	115	99
2010-11	41	25	8	-	8	58	122	94
2009-10	41	30	5	-	6	66	159	109
2008-09	41	29	9	-	3	61	146	112
2007-08	41	23	15	-	3	48	127	110
2006-07	41	17	17	-	7	41	130	135
2005-06	41	16	18	-	7	39	126	145
2003-04	41	13	20	6	2	34	97	119
2002-03	41	24	13	2	2	52	128	116
2001-02	41	21	12	6	2	50	124	110
2000-01	41	24	9	6	2	56	129	98
1999-00	41	26	5	8	2	62	120	83
1998-99	41	16	23	2	-	34	107	111
1997-98#	41	23	12	6	-	52	116	94
1996-97	41	19	17	5	-	43	109	109
1995-96	41	21	15	5	-	47	124	97
1994-95	24	15	6	3	-	33	75	48
1993-94*	41	17	15	9	-	43	135	121
1992-93*	41	20	15	6	-	46	159	134
1991-92	40	25	12	3	-	53	171	131
1990-91	40	21	14	5	-	47	145	123
1989-90	40	19	18	3	-	41	155	137
1988-89	40	25	12	3	-	53	159	117
1987-88	40	22	14	4	-	48	148	116
1986-87	40	22	15	3	-	47	147	131
1985-86	40	30	8	2	-	62	176	126
1984-85	40	27	11	2	-	56	173	109
1983-84	40	26	11	3	-	55	179	101
1982-83	40	22	12	6	-	50	153	132
1981-82	40	16	16	8	-	40	189	152
1980-81	40	16	17	7	-	39	152	151
1979-80	40	20	14	6	-	46	162	138
1978-79	40	15	19	6	-	36	151	162
1977-78	40	10	23	7	-	27	104	158
1976-77	40	17	15	8	-	42	132	123
1975-76	40	6	26	8	-	20	117	166
1974-75	40	7	28	5	-	19	98	191
<b>Total</b>	<b>1,482</b>	<b>751</b>	<b>530</b>	<b>153</b>	<b>48</b>	<b>1,702</b>	<b>5,059</b>	<b>4,508</b>

## AWAY

YEAR	GP	W	L	T	OT	PTS	GF	GA
2011-12	41	16	21	-	4	36	103	127
2010-11	41	23	15	-	3	49	97	97
2009-10	41	24	10	-	7	55	159	124
2008-09	41	21	15	-	5	47	126	133
2007-08	41	20	16	-	5	45	115	121
2006-07	41	11	23	-	7	29	105	151
2005-06	41	13	23	-	5	31	111	161
2003-04	41	10	26	4	1	25	89	134
2002-03	41	15	16	6	4	40	96	104
2001-02	41	15	21	5	0	35	104	130
2000-01	41	17	18	4	2	40	104	113
1999-00	41	18	19	4	0	40	107	111
1998-99	41	15	22	4	-	34	93	107
1997-98#	41	17	18	6	-	40	103	108
1996-97	41	14	23	4	-	32	105	122
1995-96	41	18	17	6	-	42	110	107
1994-95	24	7	12	5	-	19	61	72
1993-94*	41	21	19	1	-	43	132	133
1992-93*	41	21	19	1	-	43	158	149
1991-92	40	20	15	5	-	45	159	138
1990-91	40	16	22	2	-	34	113	135
1989-90	40	17	20	3	-	37	129	138
1988-89	40	16	17	7	-	39	150	142
1987-88	40	16	19	5	-	37	130	128
1986-87	40	16	17	7	-	39	138	147
1985-86	40	20	15	5	-	45	138	146
1984-85	40	19	14	7	-	45	149	131
1983-84	40	22	16	2	-	46	129	121
1982-83	40	17	13	10	-	44	153	151
1981-82	40	10	25	5	-	25	130	186
1980-81	40	10	19	11	-	31	134	162
1979-80	40	7	26	7	-	21	97	155
1978-79	40	9	22	9	-	27	122	176
1977-78	40	7	26	7	-	21	91	163
1976-77	40	7	27	6	-	20	89	184
1975-76	40	5	33	2	-	12	107	223
1974-75	40	1	39	0	-	2	83	256
<b>Total</b>	<b>1,482</b>	<b>551</b>	<b>738</b>	<b>150</b>	<b>43</b>	<b>1,295</b>	<b>4,319</b>	<b>5,196</b>

\* Not counting neutral-site games (2-0-0 in 1992-93; 1-1-0 in 1993-94)

# Team started 5-3-2 at US Airways Arena; finished 18-9-4 at MCI Center



# Year-by-Year Leaders

Year	Points	Goals	Assists	Penalty Minutes	Power-Play Goals
2011-12	Ovechkin 65	Ovechkin 38	Wideman 35	Hendricks 95	Ovechkin 13
2010-11	Ovechkin 85	Ovechkin 32	Ovechkin 53	Hendricks 110	Knuble/Ovechkin 7
2009-10	Ovechkin 109	Ovechkin 50	Backstrom 68	Ovechkin 89	Ovechkin 13
2008-09	Ovechkin 110	Ovechkin 56	Backstrom 66	Brashear 121	Ovechkin 19
2007-08	Ovechkin 112	Ovechkin 65	Backstrom 55	Brashear 119	Ovechkin 22
2006-07	Ovechkin 92	Ovechkin 46	Ovechkin 46	Brashear 156	Semin 17
2005-06	Ovechkin 106	Ovechkin 52	Ovechkin 54	Clark 110	Ovechkin 21
2003-04	Halpern 46	Halpern 19	Halpern 27	Verot 135	Halpern 7
2002-03	Jagr 77	Jagr 36	Gonchar 49	Doig 108	Jagr 13
2001-02	Jagr 79	Bondra 39	Jagr 48	Simon 137	Bondra 17
2000-01	Oates 82	Bondra 45	Oates 69	Simon 109	Bondra 22
1999-00	Oates 71	Simon 29	Oates 56	Simon 146	Simon 7
1998-99	Bondra 55	Bondra 31	Oates 42	Berube 166	Gonchar 13
1997-98	Bondra 78	Bondra 52	Oates 58	Berube 189	Bondra 11
1996-97	Bondra 77	Bondra 46	Hunter 32	Berube 218	Bondra 10
1995-96	Pivonka 81	Bondra 52	Pivonka 65	Kaminski 164	Bondra 11
1994-95	Juneau/Bondra 43	Bondra 34	Juneau 38	Berube 173	Bondra 12
1993-94	Ridley 70	Khristich 29	Ridley 44	Berube 305	Khristich/Ridley 10
1992-93	Bondra 85	Bondra 37	Hunter 59	May 268	Hatcher 13
1991-92	Pivonka 80	Ciccarelli 38	Pivonka 57	May 221	Khristich 14
1990-91	Hatcher 74	Miller/Hatcher 24	Hatcher/Pivonka 50	May 264	Hatcher/Hunter 9
1989-90	Ciccarelli 79	Ciccarelli 41	Ridley 43	May 339	Ciccarelli/Pivonka 10
1988-89	Ridley 89	Courttnall 42	Stevens 61	Stevens 225	(Three players)* 16
1987-88	Gartner 81	Gartner 48	Stevens 60	Hunter 240	Gartner 19
1986-87	Murphy 81	Gartner 41	Murphy 58	Stevens 285	Laughlin 11
1985-86	Christian 83	Christian 41	Gustafsson 52	Stevens 165	Christian 18
1984-85	Gartner 102	Carpenter 53	Gartner 52	Stevens 221	Gartner 17
1983-84	Gartner 85	Gartner 40	Christian 52	Stevens 201	Christian 9
1982-83	Maruk 81	Gartner 38	Maruk 50	Holt 275	Carpenter 14
1981-82	Maruk 136	Maruk 60	Maruk 76	Holt 250	Maruk 20
1980-81	Maruk 97	Maruk 50	Maruk 47	Hangsleben 198	Maruk 16
1979-80	Gartner 68	Gartner 36	Picard 43	Mulvey 240	Walter 12
1978-79	Maruk 90	Maruk/Rowe 31	Maruk 59	Lane 147	Charron/Sirois 9
1977-78	Charron 73	Charron 38	Sirois 37	Lane 195	Meehan 7
1976-77	Charron 82	Charron 36	Charron 46	Lane 207	Meehan 9
1975-76	Pyatt 49	Pyatt 26	Monahan 29	Labre 146	White 7
1974-75	Williams 58	Williams 22	Williams 36	Labre 182	Dupere 8

Year	Plus/Minus Rating	Goaltender Wins	Goals-Against Average	Shutouts	Faceoff Percentage
2011-12	Ward/Alzner +12	Vokoun 25	Holtby 2.49	Vokoun 4	Halpern 58.4%
2010-11	Backstrom/Ovechkin +24	Neuvirth 27	Holtby 1.79	Neuvirth 4	Steckel 63.7%
2009-10	Schultz +50	Theodore 30	Varlamov 2.55	Varlamov 2	Steckel 59.2%
2008-09	Semin +25	Theodore 32	Johnson 2.81	Theodore 2	Steckel 57.9%
2007-08	Kozlov/Ovechkin +28	Kolzig 25	Kolzig 2.91	Huet 2	Fedorov 58.0%
2006-07	Gordon +10	Kolzig 22	Kolzig 3.00	Kolzig 1	Gordon 52.1%
2005-06	Clark +9	Kolzig 20	Johnson 3.44	Johnson 1	Halpern 55.2%
2003-04	Semin/Whitfield -2	Kolzig 19	Kolzig 2.89	Kolzig 2	Halpern 54.3%
2002-03	Klee +22	Kolzig 33	Kolzig 2.40	Kolzig 4	Halpern 54.1%
2001-02	Bondra +17	Kolzig 31	Kolzig 2.79	Kolzig 6	Oates 56.5%
2000-01	Reekie +14	Kolzig 37	Kolzig 2.48	Kolzig 5	Oates 58.9%
1999-00	Gonchar +26	Kolzig 41	Kolzig 2.24	Kolzig 5	Oates 56.8%
1998-99	Reekie +11	Kolzig 26	Tabaracci 2.51	Kolzig 4	Oates 59.2%
1997-98	Reekie +15	Kolzig 33	Kolzig 2.20	Kolzig 5	Oates 57.6%
1996-97	Cote +11	Carey 17	Kolzig 2.59	Kolzig 2	
1995-96	Tinordi +26	Carey 35	Carey 2.26	Carey 9	
1994-95	Reekie +10	Carey 18	Carey 2.13	Carey 4	<b>Hits</b>
1993-94	Cote +30	Beaupre 24	Beaupre 2.84	Beaupre/Tabaracci 2	2011-12 Brouwer 247
1992-93	Khristich +29	Beaupre 27	Beaupre 3.31	Tabaracci 2	2010-11 Ovechkin 241
1991-92	Khristich +24	Beaupre 29	Beaupre 3.20	Beaupre/Liut 1	2009-10 Ovechkin 185
1990-91	Langway +12	Beaupre 20	Beaupre 2.64	Beaupre 5	2008-09 Ovechkin 243
1989-90	Courttnall +27	Beaupre 23	Beaupre 3.22	Beaupre 2	2007-08 Ovechkin 220
1988-89	Hatcher +19	Peeters 20	Peeters 2.85	Peeters 4	
1987-88	Gartner +20	Malarchuk 24	Peeters 2.78	Malarchuk 4	
1986-87	Murphy +25	Mason 20	Peeters 3.21	N/A 0	<b>Blocked Shots</b>
1985-86	Haworth +36	Jensen 28	Jensen 3.18	Jensen 2	2011-12 Carlson 153
1984-85	Langway +35	Riggin 28	Riggin 2.98	Riggin 2	2010-11 Carlson 160
1983-84	Gustafsson +29	Jensen 25	Riggin 2.66	Jensen/Riggin 4	2009-10 Schultz 129
1982-83	Currie +18	Jensen 22	Riggin 3.36	Jensen 1	2008-09 Jurcina 131
1981-82	Robertson -1	Parro 16	Jensen 3.81	Jensen 1	2007-08 Poti 119
1980-81	Gustafsson +11	Palmateer 18	Palmateer 3.85	Palmateer 2	2006-07 Pothier 140
1979-80	Gartner +15	Stephenson 18	Stephenson 3.57	N/A 0	
1978-79	Edberg +11	Inness 14	Inness 3.70	N/A 0	<b>Takeaways</b>
1977-78	Marson +1	Bedard 11	Bedard 3.66	Bedard 1	2011-12 Laich 52
1976-77	Riley +4	Low 16	Wolfe 3.84	Wolfe 1	2010-11 Backstrom 73
1975-76	Gryp -18	Low 6	Wolfe 4.16	N/A 0	2009-10 Ovechkin 66
1974-75	Brooks -19	Low 8	Belhumeur 5.36	Low 1	2008-09 Backstrom 77
					2007-08 Backstrom 72
					2006-07 Ovechkin 67

\* Mike Ridley, Geoff Courttnall and Dino Ciccarelli (three of Ciccarelli's 16 power-play goals in 1988-89 were with Washington).

# Career Leaders

## GAMES PLAYED

1.	Calle Johansson.....	983
2.	Peter Bondra .....	961
3.	Kelly Miller .....	940
4.	Dale Hunter .....	872
5.	Michal Pivonka.....	825
6.	Mike Gartner .....	758
7.	Rod Langway.....	726
8.	Olie Kolzig.....	711
9.	Steve Konowalchuk.....	693
10.	Kevin Hatcher .....	685

## GOALS

1.	Peter Bondra .....	472
2.	Mike Gartner .....	397
3.	<b>Alex Ovechkin .....</b>	<b>339</b>
4.	Mike Ridley .....	218
5.	Alexander Semin.....	197
6.	Bengt-Ake Gustafsson .....	196
7.	Dave Christian .....	193
8.	Bobby Carpenter .....	188
9.	Dennis Maruk .....	182
10.	Michal Pivonka.....	181
	Dale Hunter .....	181

## ASSISTS

1.	Michal Pivonka.....	418
2.	Mike Gartner .....	392
3.	Dale Hunter .....	375
4.	Calle Johansson.....	361
5.	Peter Bondra .....	360
6.	Bengt Gustafsson.....	359
7.	<b>Alex Ovechkin .....</b>	<b>340</b>
8.	Scott Stevens.....	331
9.	Mike Ridley .....	329
10.	Kevin Hatcher .....	277

## PENALTY MINUTES

1.	Dale Hunter .....	2,003
2.	Scott Stevens.....	1,628
3.	Craig Berube.....	1,220
4.	Alan May.....	1,189
5.	Brendan Witt.....	1,035
6.	Kevin Hatcher .....	999
7.	Mike Gartner .....	770
8.	Yvon Labre.....	756
9.	Greg Adams .....	694
10.	Joe Reekie.....	688

## POWER-PLAY GOALS

1.	Peter Bondra .....	137
2.	<b>Alex Ovechkin .....</b>	<b>111</b>
3.	Mike Gartner .....	98
4.	Dale Hunter .....	72

## SHORTHANDED GOALS

1.	Peter Bondra .....	32
2.	Mike Ridley.....	17
	Bengt Gustafsson.....	17
4.	Kelly Miller .....	15

## GAME-WINNING GOALS

1.	Peter Bondra .....	73
2.	<b>Alex Ovechkin .....</b>	<b>55</b>
3.	Mike Gartner .....	54
4.	Bengt Gustafsson.....	33

## PLUS/MINUS RATING

1.	Rod Langway.....	+117
2.	<b>Nicklas Backstrom.....</b>	<b>+86</b>
	Joseph Reekie.....	+86
4.	<b>Jeff Schultz.....</b>	<b>+84</b>
5.	<b>Alex Ovechkin .....</b>	<b>+80</b>
6.	Kelly Miller .....	+75
7.	Peter Bondra .....	+74
8.	Scott Stevens.....	+72

## GOALTENDING (MINIMUM 3,000 MIN.)

### GAMES PLAYED

1.	Olie Kolzig.....	711
2.	Don Beaupre.....	269
3.	Al Jensen .....	173

### MINUTES

1.	Olie Kolzig.....	41,259
2.	Don Beaupre.....	15,186
3.	Al Jensen .....	9,614

### WINS

1.	Olie Kolzig.....	301
2.	Don Beaupre.....	128
3.	Al Jensen .....	94

### GOALS-AGAINST AVERAGE

1.	Jim Carey.....	2.37
2.	Semyon Varlamov .....	2.39
3.	<b>Michal Neuvirth .....</b>	<b>2.65</b>

## SAVE PERCENTAGE

1.	Semyon Varlamov.....	.917
2.	<b>Michal Neuvirth .....</b>	<b>.909</b>
3.	Olie Kolzig.....	.906

## SAVES

1.	Olie Kolzig.....	18,013
2.	Don Beaupre.....	6,036
3.	Ron Low.....	4,630

## SHUTOUTS

1.	Olie Kolzig.....	35
2.	Jim Carey .....	14
3.	Don Beaupre.....	12

# TOP 50 POINT SCORERS

No.	Player	Years	GP	G	A	P	PIM	No.	Player	Years	GP	G	A	P	PIM
1.	Peter Bondra	1990-04	961	472	353	825	679	26.	Guy Charron	1976-81	320	118	156	274	54
2.	Mike Gartner	1979-89	758	397	392	789	770	27.	Sylvain Cote	1991-02	622	75	195	270	336
3.	<b>Alex Ovechkin</b>	<b>2005-</b>	<b>553</b>	<b>339</b>	<b>340</b>	<b>679</b>	<b>372</b>	28.	Alan Haworth	1982-87	346	129	139	268	249
4.	Michal Pivonka	1986-99	825	181	418	599	478	29.	<b>Mike Green</b>	<b>2005-</b>	<b>398</b>	<b>82</b>	<b>169</b>	<b>251</b>	<b>298</b>
5.	Dale Hunter	1987-99	872	181	375	556	2003	30.	Joe Juneau	1993-99	321	63	173	236	100
6.	Bengt Gustafsson	1979-89	629	196	359	555	196	31.	Jeff Halpern	1999-06, '11-12	507	91	139	230	375
7.	Mike Ridley	1986-94	588	218	329	547	250	32.	Gaetan Duchesne	1981-87	451	87	138	225	251
8.	Calle Johansson	1989-03	983	113	361	474	449	33.	Dainius Zubrus	2000-07	331	86	130	216	260
9.	Dennis Maruk	1978-83	343	182	249	431	365	34.	Robert Sirois	1975-80	282	91	120	211	38
10.	Scott Stevens	1982-90	601	98	331	429	1628	35.	Dino Ciccarelli	1988-92	223	112	97	209	278
11.	Kevin Hatcher	1984-94	685	149	277	426	999	36.	Rod Langway	1982-93	726	25	177	202	502
12.	Dave Christian	1983-90	504	193	224	417	107	37.	Jaromir Jagr	2001-04	190	83	118	201	106
13.	Sergei Gonchar	1994-04	654	144	272	416	517	38.	Al Iafate	1990-94	256	58	118	176	616
14.	Alexander Semin	2003-12	469	197	211	408	450	39.	Andrei Nikolishin	1996-02	407	58	113	171	174
15.	Kelly Miller	1986-99	940	162	246	408	436	40.	Rick Green	1976-82	377	31	127	158	381
16.	Bob Carpenter	1981-87, '92-93	490	188	207	395	462	41.	Robert Picard	1977-80	230	42	114	156	308
17.	<b>Nicklas Backstrom</b>	<b>2007-</b>	<b>365</b>	<b>101</b>	<b>266</b>	<b>367</b>	<b>184</b>	42.	Geoff Courtnall	1988-90	159	77	77	154	216
18.	Adam Oates	1997-01	387	73	290	363	126	43.	Greg Adams	1983-88	331	55	98	153	694
19.	Larry Murphy	1983-89	453	85	259	344	332	44.	Chris Simon	1996-02	320	72	79	151	666
20.	Steve Konowalchuk	1992-04	693	146	196	342	619	45.	Gerry Meehan	1975-79	208	65	79	144	33
21.	Dmitri Khristich	1990-02	419	140	160	300	218	46.	Darren Veitch	1980-86	319	25	118	143	181
22.	Craig Laughlin	1982-88	428	110	173	283	284	47.	Richard Lang	2002-04	145	51	92	143	46
23.	<b>Brooks Laich</b>	<b>2004-</b>	<b>556</b>	<b>116</b>	<b>162</b>	<b>278</b>	<b>235</b>	48.	Ulf Dahlen	1999-02	217	53	84	138	22
24.	Ryan Walter	1978-82	307	114	163	277	468		Tomas Fleischmann	2005-10	283	60	78	138	84
25.	Bobby Gould	1981-89	600	134	142	276	476	50.	Richard Zednik	1995-07	289	69	65	134	213





# Single-Season Leaders

## GAMES PLAYED

1. Craig Berube (1993-94).....	84
Sylvain Cote (1993-94).....	84
Calle Johansson (1993-94).....	84
Kelly Miller (1993-94).....	84
Dale Hunter (1992-93).....	84
Kelly Miller (1992-93).....	84
Mike Ridley (1992-93).....	84

## POINTS

1. Dennis Maruk (1981-82).....	136
2. <b>Alex Ovechkin (2007-08).....</b>	<b>112</b>
3. <b>Alex Ovechkin (2008-09).....</b>	<b>110</b>
4. <b>Alex Ovechkin (2009-10).....</b>	<b>109</b>
5. <b>Alex Ovechkin (2005-06).....</b>	<b>106</b>
6. Mike Gartner (1984-85).....	102
7. <b>Nicklas Backstrom (2009-10).....</b>	<b>101</b>
8. Dennis Maruk (1980-81).....	97
9. Bob Carpenter (1984-85).....	95
10. Mike Gartner (1980-81).....	94

## GOALS

1. <b>Alex Ovechkin (2007-08).....</b>	<b>65</b>
2. Dennis Maruk (1981-82).....	60
3. <b>Alex Ovechkin (2008-09).....</b>	<b>56</b>
4. Bob Carpenter (1984-85).....	53
5. <b>Alex Ovechkin (2005-06).....</b>	<b>52</b>
Peter Bondra (1997-98).....	52
Peter Bondra (1995-96).....	52
8. <b>Alex Ovechkin (2009-10).....</b>	<b>50</b>
Mike Gartner (1984-85).....	50
Dennis Maruk (1980-81).....	50

## ASSISTS

1. Dennis Maruk (1981-82).....	76
2. Adam Oates (2000-01).....	69
3. <b>Nicklas Backstrom (2009-10).....</b>	<b>68</b>
4. <b>Nicklas Backstrom (2008-09).....</b>	<b>66</b>
5. Michal Pivonka (1995-96).....	65
6. Scott Stevens (1988-89).....	61
7. Scott Stevens (1987-88).....	60
Adam Oates (1996-97).....	60
9. <b>Alex Ovechkin (2009-10).....</b>	<b>59</b>
Dale Hunter (1992-93).....	59
Dennis Maruk (1978-79).....	59

## PENALTY MINUTES

1. Alan May (1989-90).....	339
2. Craig Berube (1993-94).....	305
3. Neil Sheehy (1989-90).....	291
4. Scott Stevens (1986-87).....	285
5. Randy Holt (1980-81).....	275
6. Alan May (1992-93).....	268
7. Alan May (1990-91).....	264
8. Randy Holt (1981-82).....	250
9. Paul Mulvey (1979-80).....	240
10. Dale Hunter (1987-88).....	238

## POWER-PLAY GOALS

1. <b>Alex Ovechkin (2007-08).....</b>	<b>22</b>
Peter Bondra (2000-01).....	22
2. <b>Alex Ovechkin (2005-06).....</b>	<b>21</b>
3. Dennis Maruk (1981-82).....	20
4. <b>Alex Ovechkin (2008-09).....</b>	<b>19</b>
Mike Gartner (1987-88).....	19
Ryan Walter (1981-82).....	19
7. <b>Mike Green (2008-09).....</b>	<b>18</b>
Dave Christian (1985-86).....	18
Chris Valentine (1981-82).....	18

## SHORTHANDED GOALS

1. Peter Bondra (1994-95).....	6
Mike Gartner (1986-87).....	6
3. Matt Pettinger (2005-06).....	5
Peter Bondra (1997-98).....	5
Mike Ridley (1991-92).....	5
Mike Ridley (1990-91).....	5
Bengt Gustafsson (1987-88).....	5

## GAME-WINNING GOALS

1. Peter Bondra (1997-98).....	13
2. <b>Alex Ovechkin (2010-11).....</b>	<b>11</b>
<b>Alex Ovechkin (2007-08).....</b>	<b>11</b>
Mike Gartner (1984-85).....	11
5. <b>Alex Ovechkin (2008-09).....</b>	<b>10</b>
Mike Gartner (1986-87).....	10
7. Jaromir Jagr (2002-03).....	9
Mike Ridley (1988-89).....	9

## PLUS/MINUS RATING

1. <b>Jeff Schultz (2009-10).....</b>	<b>+50</b>
2. <b>Alex Ovechkin (2009-10).....</b>	<b>+45</b>
3. <b>Mike Green (2009-10).....</b>	<b>+39</b>
4. <b>Nicklas Backstrom (2009-10).....</b>	<b>+37</b>
5. <b>Alexander Semin (2009-10).....</b>	<b>+36</b>
Alan Haworth (1985-86).....	+36
7. Rod Langway (1984-85).....	+35
8. Darren Veitch (1984-85).....	+31
9. Sylvain Cote (1993-94).....	+30
10. Dmitri Khristich (1992-93).....	+29
Bengt Gustafsson (1983-84).....	+29

## GOALTENDING

(MINIMUM 1,200 MIN.)

### GAMES PLAYED

1. Olie Kolzig (1999-00).....	73
2. Olie Kolzig (2000-01).....	72
3. Jim Carey (1995-96).....	71
Olie Kolzig (2001-02).....	71

### MINUTES

1. Olie Kolzig (1999-00).....	4,371
2. Olie Kolzig (2000-01).....	4,278
3. Olie Kolzig (2001-02).....	4,131

### WINS

1. Olie Kolzig (1999-00).....	41
2. Olie Kolzig (2000-01).....	37
3. Jim Carey (1995-96).....	35

### GOALS-AGAINST AVERAGE

1. Jim Carey (1994-95).....	2.13
2. Olie Kolzig (1997-98).....	2.20
3. Semyon Varlamov (2010-11).....	2.23

### SAVE PERCENTAGE

1. Semyon Varlamov (2010-11).....	.924
2. Olie Kolzig (1997-98).....	.920
3. Olie Kolzig (2002-03).....	.919

### SHUTOUTS

1. Jim Carey (1995-96).....	9
2. Olie Kolzig (2001-02).....	6
3. Olie Kolzig (2000-01).....	5
Olie Kolzig (1999-00).....	5
Olie Kolzig (1997-98).....	5
Don Beaupre (1990-91).....	5

# TOP CAREER GOALTENDERS

MINIMUM 3,000 MINUTES PLAYED; RANKED BY GOALS-AGAINST AVERAGE

No.	Player	Years	GP	MIN	W	L	T/OT	GA	GAA	SO	SA	PCT
1.	Jim Carey	1994-97	139	7,966	70	48	15	315	2.37	14	3,269	.904
2.	Semyon Varlamov	2008-	59	3,416	30	13	12	136	2.39	4	1,636	.917
3.	<b>Michal Neuvirth</b>	<b>2008-</b>	<b>108</b>	<b>5,802</b>	<b>51</b>	<b>30</b>	<b>9</b>	<b>256</b>	<b>2.65</b>	<b>7</b>	<b>2,825</b>	<b>.909</b>
4.	Olie Kolzig	1989-08	711	41,259	301	293	101	1,860	2.70	35	19,873	.906
5.	Rick Tabaracci	1992-99	69	3,700	21	31	10	167	2.71	6	1,489	.899
6.	Jose Theodore	2008-10	104	5,873	62	24	12	278	2.84	3	2,924	.905
7.	Pat Riggin	1982-86	143	8,217	67	46	19	414	3.02	6	3,550	.883
8.	Don Beaupre	1988-94	269	15,186	128	96	27	773	3.05	12	6,813	.887
9.	Pete Peeters	1985-89	139	7,773	70	41	15	396	3.06	7	3,496	.887
10.	Bob Mason	1983-90	76	4,155	35	29	7	219	3.16	1	1,978	.889
11.	Brent Johnson	2005-09	96	5,220	34	41	12	279	3.21	1	2,827	.901
12.	Al Jensen	1981-87	173	9,614	94	48	18	523	3.26	8	3,340	N/A
13.	Clint Malarchuk	1987-89	96	5,354	40	38	11	295	3.31	5	2,485	.881
14.	Mike Liut	1989-92	64	3,435	27	27	5	201	3.51	2	1,561	.871
15.	Jim Hrivnak	1989-93	59	3,067	28	19	3	180	3.52	0	1,470	.878
16.	Gary Inness	1978-81	54	3,014	16	24	12	183	3.64	0	N/A	N/A
17.	Wayne Stephenson	1979-81	76	4,156	22	31	15	253	3.65	1	N/A	N/A
18.	Jim Bedard	1977-79	73	4,232	17	40	13	278	3.94	1	N/A	N/A
19.	Mike Palmateer	1980-81	60	3,263	20	26	11	219	4.03	2	N/A	N/A
20.	Dave Parro	1980-84	77	4,015	21	36	10	274	4.09	2	N/A	N/A

# 2011-12

	W	L	OT	PTS
Home	26	11	4	56
Away	16	21	4	36
1st Half	22	17	2	46
2nd Half	20	15	6	46
October	7	2	0	14
November	5	8	1	11
December	8	5	1	17
January	6	4	2	14
February	6	7	1	13
March	8	5	3	19
April	2	1	0	4

**Head Coach**  
 Bruce Boudreau (12-9-1)  
 Dale Hunter (30-23-7)



**ALEX OVECHKIN**

Player	GP	G	A	PTS	PIM	+/-	PP	SH	GW
Alex Ovechkin	78	38	27	65	26	-8	13	0	3
Alexander Semin	77	21	33	54	56	+9	2	0	1
Marcus Johansson	80	14	32	46	8	-5	1	0	3
Dennis Wideman	82	11	35	46	46	-8	4	0	3
Nicklas Backstrom	42	14	30	44	24	-4	3	0	4
Brooks Laich	82	16	25	41	34	-8	5	1	5
Jason Chimera	82	20	19	39	78	+4	1	2	5
Troy Brouwer	82	18	15	33	61	-15	3	0	5
John Carlson	82	9	23	32	22	-15	4	0	0
Mathieu Perreault	64	16	14	30	24	+9	2	0	4
Dmitry Orlov*	60	3	16	19	18	+1	0	0	1
Mike Knuble	72	6	12	18	32	-15	0	0	0
Joel Ward	73	6	12	18	20	+12	0	0	0
Karl Alzner	82	1	16	17	29	+12	0	0	0
Jeff Halpern	69	4	12	16	24	-1	0	0	1
Roman Hamrlik	68	2	11	13	34	+11	0	0	1
Keith Aucoin	27	3	8	11	0	+4	0	0	1
Matt Hendricks	78	4	5	9	95	-6	0	0	0
Cody Eakin*	30	4	4	8	4	+2	0	0	0
Mike Green	32	3	4	7	12	+5	3	0	1
Jeff Schultz	54	1	5	6	12	-2	0	0	0
Jay Beagle	41	4	1	5	23	-2	0	0	0
John Erskine	28	0	2	2	51	+3	0	0	0
Tomas Kundratek*	5	0	0	0	2	0	0	0	0
Sean Collins	2	0	0	0	0	-1	0	0	0
DJ King	1	0	0	0	0	0	0	0	0
Joel Rechlicz	3	0	0	0	10	0	0	0	0

Goaltender	GP	MIN	GA	SO	EN	GAA	W-L-OT
Tomas Vokoun	48	2,583	108	4	4	2.51	25-17-2
Michal Neuvirth	38	2,020	95	3	4	2.82	13-13-5
Braden Holtby*	7	361	15	1	0	2.49	4-2-1

\* Indicates rookie

# 42-32-8, 92 points

Date	Opponent	Result	Record	Pts
10/8	Carolina	W 4-3*	1-0-0	2
10/10	Tampa Bay	W 6-5**	2-0-0	4
10/13	at Pittsburgh	W 3-2*	3-0-0	6
10/15	Ottawa	W 2-1	4-0-0	8
10/18	Florida	W 3-0	5-0-0	10
10/20	at Philadelphia	W 5-2	6-0-0	12
10/22	Detroit	W 7-1	7-0-0	14
10/27	at Edmonton	L 1-2	7-1-0	14
10/29	at Vancouver	L 4-7	7-2-0	14
11/1	Anaheim	W 5-4*	8-2-0	16
11/4	at Carolina	W 5-1	9-2-0	18
11/5	at NY Islanders	L 3-5	9-3-0	18
11/8	Dallas	L 2-5	9-4-0	18
11/11	at New Jersey	W 3-1	10-4-0	20
11/12	New Jersey	OT 2-3**	10-4-1	21
11/15	at Nashville	L 1-3	10-5-1	21
11/17	at Winnipeg	L 1-4	10-6-1	21
11/19	at Toronto	L 1-7	10-7-1	21
11/21	Phoenix	W 4-3	11-7-1	23
11/23	Winnipeg	W 4-3*	12-7-1	25
11/25	NY Rangers	L 3-6	12-8-1	25
11/26	at Buffalo	L 1-5	12-9-1	25
11/29	St. Louis	L 1-2	12-10-1	25
12/1	Pittsburgh	L 1-2	12-11-1	25
12/3	Ottawa	W 3-2*	13-11-1	27
12/5	at Florida	L 4-5	13-12-1	27
12/7	at Ottawa	W 5-3	14-12-1	29
12/9	Toronto	W 4-2	15-12-1	31
12/13	Philadelphia	L 1-5	15-13-1	31
12/15	at Winnipeg	W 1-0	16-13-1	33
12/17	at Colorado	L 1-2	16-14-1	33
12/20	Nashville	W 4-1	17-14-1	35
12/23	at New Jersey	OT 4-3**	17-14-2	36
12/26	at Buffalo	L 4-2	17-15-2	36
12/28	NY Rangers	W 4-1	18-15-2	38
12/30	Buffalo	W 3-1	19-15-2	40
12/31	at Columbus	W 4-2	20-15-2	42
1/3	Calgary	W 3-1	21-15-2	44
1/7	at San Jose	L 2-5	21-16-2	44
1/9	at Los Angeles	L 2-5	21-17-2	44
1/11	Pittsburgh	W 1-0	22-17-2	46
1/13	Tampa Bay	W 4-3	23-17-2	48
1/15	Carolina	W 2-1	24-17-2	50
1/17	NY Islanders	L 0-3	24-18-2	50
1/18	at Montreal	W 3-0	25-18-2	52
1/20	at Carolina	L 0-3	25-19-2	52
1/22	at Pittsburgh	OT 3-4*	25-19-3	53
1/24	Boston	W 5-3	26-19-3	55
1/31	at Tampa Bay	OT 3-4*	26-19-4	56
2/1	at Florida	L 2-4	26-20-4	56
2/4	at Montreal	W 3-0	27-20-4	58
2/5	Boston	L 1-4	27-21-4	58
2/7	Florida	W 4-0	28-21-4	60
2/9	Winnipeg	OT 2-3**	28-21-5	61
2/12	at NY Rangers	L 2-3	28-22-5	61
2/13	San Jose	L 3-5	28-23-5	61
2/17	at Florida	W 2-1	29-23-5	63
2/18	at Tampa Bay	L 1-2	29-24-5	63
2/20	at Carolina	L 0-5	29-25-5	63
2/22	at Ottawa	L 2-5	29-26-5	63
2/24	Montreal	W 4-1	30-26-5	65
2/25	at Toronto	W 4-2	31-26-5	67
2/28	NY Islanders	W 3-2*	32-26-5	69
3/2	New Jersey	L 0-5	32-27-5	69
3/4	Philadelphia	L 0-1	32-28-5	69
3/6	Carolina	OT 3-4*	32-28-6	70
3/8	Tampa Bay	W 3-2*	33-28-6	72
3/10	at Boston	W 4-3	34-28-6	74
3/11	Toronto	W 2-0	35-28-6	76
3/13	at NY Islanders	W 5-4**	36-28-6	78
3/16	at Winnipeg	L 2-3	36-29-6	78
3/18	at Chicago	L 2-5	36-30-6	78
3/19	at Detroit	W 5-3	37-30-6	80
3/22	at Philadelphia	OT 1-2**	37-30-7	81
3/23	Winnipeg	OT 3-4*	37-30-8	82
3/25	Minnesota	W 3-0	38-30-8	84
3/27	Buffalo	L 1-5	38-31-8	84
3/29	at Boston	W 3-2**	39-31-8	86
3/31	Montreal	W 3-2**	40-31-8	88
4/2	at Tampa Bay	L 2-4	40-32-8	88
4/5	Florida	W 4-2	41-32-8	90
4/7	at NY Rangers	W 4-1	42-32-8	92

\* Denotes overtime game

\*\* Denotes shootout



# 2010-11

# 48-23-11, 107 points

	W	L	OT	PTS
Home	25	8	8	58
Away	23	15	3	49
1st Half	23	12	6	52
2nd Half	25	11	5	55
October	7	4	0	14
November	10	2	2	22
December	5	6	3	13
January	5	3	4	14
February	6	5	1	13
March	12	2	1	25
April	3	1	0	6

**Head Coach**  
Bruce Boudreau



**MICHAL NEUVIRTH**

Player	GP	G	A	PTS	PIM	+/-	PP	SH	GW
Alex Ovechkin	79	32	53	85	41	24	7	0	11
Nicklas Backstrom	77	18	47	65	40	24	4	1	2
Alexander Semin	65	28	26	54	71	22	6	1	4
Brooks Laich	82	16	32	48	46	14	4	1	3
Mike Knuble	79	24	16	40	36	10	7	1	1
Dennis Wideman	75	10	30	40	39	-19	9	0	1
Washington	14	1	6	7	6	7	1	0	0
*John Carlson	82	7	30	37	44	21	1	0	3
Jason Arnott	73	17	14	31	40	-6	4	0	1
Washington	11	4	3	7	8	3	2	0	1
*Marcus Johansson	69	13	14	27	10	2	2	1	2
Jason Chimera	81	10	16	26	64	-10	2	0	1
Matt Hendricks	77	9	16	25	110	-2	1	0	3
Mike Green	49	8	16	24	48	6	5	0	1
Eric Fehr	52	10	10	20	16	E	3	0	1
Marco Sturm	35	5	11	16	23	6	1	0	1
Washington	18	1	6	7	6	E	0	0	1
*Mathieu Perreault	35	7	7	14	20	-3	1	0	1
Karl Alzner	82	2	10	12	24	14	0	0	0
John Erskine	73	4	7	11	94	1	0	0	1
Matt Bradley	61	4	7	11	68	-3	0	0	0
Scott Hannan	78	1	10	11	34	4	0	0	0
Washington	55	1	4	5	28	3	0	0	0
Jeff Schultz	72	1	9	10	12	6	0	0	1
Boyd Gordon	60	3	6	9	16	-5	0	1	1
Tom Poti	21	2	5	7	8	-4	0	0	0
Tyler Sloan	33	1	5	6	14	-6	0	0	0
*Jay Beagle	31	2	1	3	8	-2	0	0	2
*Andrew Gordon	9	1	1	2	0	-2	0	0	0
D.J. King	16	0	2	2	30	-3	0	0	0
Sean Collins	4	1	0	1	0	2	0	0	1
Brian Fahey	7	0	1	1	2	-1	0	0	0
Brian Willsie	1	0	1	1	0	E	0	0	0
Keith Aucoin	1	0	0	0	0	E	0	0	0

Goaltender	GP	MIN	GA	SO	EN	GAA	W-L-OT
*Michal Neuvirth	48	2,689	110	4	0	2.45	27-12-4
Semyon Varlamov	27	1,560	58	2	1	2.23	11-9-5
*Braden Holtby	14	736	22	2	0	1.79	10-2-2

\* Indicates rookie

Date	Opponent	Result	Record	Pts
10/8	@Atlanta	L 2-4	0-1-0	0
10/9	New Jersey	W 7-2	1-1-0	2
10/11	Ottawa	W 3-2*	2-1-0	4
10/13	NY Islanders	W 2-1	3-1-0	6
10/16	@Nashville	W 3-2*	4-1-0	8
10/19	Boston	L 1-3	4-2-0	8
10/21	@Boston	L 1-4	4-3-0	8
10/23	Atlanta	W 4-3*	5-3-0	10
10/27	@Carolina	W 3-0	6-3-0	12
10/28	@Minnesota	L 1-2	6-4-0	12
10/30	@Calgary	W 7-2	7-4-0	14
11/3	Toronto	W 5-4**	8-4-0	16
11/5	Boston	W 5-3	9-4-0	18
11/7	Philadelphia	W 3-2*	10-4-0	20
11/9	@NY Rangers	W 5-3	11-4-0	22
11/11	Tampa Bay	W 6-3	12-4-0	24
11/13	@Buffalo	OT 2-3*	12-4-1	25
11/14	Atlanta	W 6-4	13-4-1	27
11/17	Buffalo	W 4-2	14-4-1	29
11/19	@Atlanta	L 0-5	14-5-1	29
11/20	Philadelphia	OT 4-5**	14-5-2	30
11/22	@New Jersey	L 0-5	14-6-2	30
11/24	@Carolina	W 3-2	15-6-2	32
11/26	Tampa Bay	W 6-0	16-6-2	34
11/28	Carolina	W 3-2**	17-6-2	36
12/1	@St. Louis	W 4-1	18-6-2	38
12/2	@Dallas	L 1-2	18-7-2	38
12/4	Atlanta	L 1-3	18-8-2	38
12/6	Toronto	OT 4-5**	18-8-3	39
12/9	Florida	L 0-3	18-9-3	39
12/11	Colorado	L 2-3	18-10-3	39
12/12	@NY Rangers	L 0-7	18-11-3	39
12/15	Anaheim	OT 1-2*	18-11-4	40
12/18	@Boston	L 2-3	18-12-4	40
12/19	@Ottawa	W 3-2	19-12-4	42
12/21	New Jersey	W 5-1	20-12-4	44
12/23	Pittsburgh	OT 2-3**	20-12-5	45
12/26	@Carolina	W 3-2	21-12-5	47
12/28	Montreal	W 3-0	22-12-5	49
1/1	@Pittsburgh^	W 3-1	23-12-5	51
1/4	Tampa Bay	OT 0-1*	23-12-6	52
1/8	Florida	W 3-2	24-12-6	54
1/11	@Florida	OT 3-4*	24-12-7	55
1/12	@Tampa Bay	L 0-3	24-13-7	55
1/14	Vancouver	L 2-4	24-14-7	55
1/16	Ottawa	W 3-1	25-14-7	57
1/18	@Philadelphia	OT 2-3*	25-14-8	58
1/20	@NY Islanders	W 2-1	26-14-8	60
1/22	@Toronto	W 4-1	27-14-8	62
1/24	NY Rangers	OT 1-2**	27-14-9	63
1/26	@Atlanta	L 0-1	27-15-9	63
2/1	Montreal	OT 2-3**	27-15-10	64
2/4	@Tampa Bay	W 5-2	28-15-10	66
2/6	Pittsburgh	W 3-0	29-15-10	68
2/8	San Jose	L 0-2	29-16-10	68
2/12	Los Angeles	L 1-4	29-17-10	68
2/14	@Phoenix	L 2-3	29-18-10	68
2/16	@Anaheim	W 7-6	30-18-10	70
2/17	@San Jose	L 2-3	30-19-10	70
2/20	@Buffalo	W 2-1	31-19-10	72
2/21	@Pittsburgh	W 1-0	32-19-10	74
2/25	NY Rangers	L 0-6	32-20-10	74
2/26	@NY Islanders	W 3-2	33-20-10	76
3/1	NY Islanders	W 2-1*	34-20-10	78
3/3	St. Louis	W 3-2	35-20-10	80
3/6	@Florida	W 3-2*	36-20-10	82
3/7	@Tampa Bay	W 2-1**	37-20-10	84
3/9	Edmonton	W 5-0	38-20-10	86
3/11	Carolina	W 2-1	39-20-10	88
3/13	Chicago	W 4-3*	40-20-10	90
3/15	@Montreal	W 4-2	41-20-10	92
3/16	@Detroit	L 2-3	41-21-10	92
3/18	@New Jersey	W 3-0	42-21-10	94
3/22	@Philadelphia	W 5-4**	43-21-10	96
3/25	@Ottawa	L 0-2	43-22-10	96
3/26	@Montreal	W 2-0	44-22-10	98
3/29	Carolina	OT 2-3**	44-22-11	99
3/31	Columbus	W 4-3*	45-22-11	101
4/2	Buffalo	W 5-4*	46-22-11	103
4/5	@Toronto	W 3-2**	47-22-11	105
4/6	Florida	W 5-2	48-22-11	107
4/7	@Florida	L 0-1	48-23-11	107

\* Denotes overtime game

\*\* Denotes shootout

^ 2011 Winter Classic at Heinz Field

# 2009-10

# 54-15-13, 121 points

	W	L	OT	PTS
Home	30	5	6	66
Away	24	10	7	55
1st Half	24	11	6	54
2nd Half	30	4	7	67
October	8	2	3	19
November	8	3	3	19
December	8	5	0	16
January	13	2	0	26
February	4	1	2	10
March	8	2	4	20
April	5	0	1	11

**Head Coach**  
Bruce Boudreau



**BROOKS LAICH**

Player	GP	G	A	PTS	PIM	+/-	PP	SH	GW
Alex Ovechkin	72	50	59	109	89	45	13	0	7
Nicklas Backstrom	82	33	68	101	50	37	11	0	4
Alexander Semin	73	40	44	84	66	36	8	2	5
Mike Green	75	19	57	76	54	39	10	0	4
Brooks Laich	78	25	34	59	34	16	12	1	4
Mike Knuble	69	29	24	53	59	23	6	0	5
Tomas Fleischmann	69	23	28	51	28	9	7	0	4
Brendan Morrison	74	12	30	42	40	23	3	0	3
Eric Belanger	77	15	26	41	32	2	3	0	3
Washington	17	2	4	6	4	3	0	0	0
Eric Fehr	69	21	18	39	24	18	3	0	3
Jason Chimera	78	15	19	34	98	-1	1	0	1
Washington	39	7	10	17	51	6	0	0	0
Matt Bradley	77	10	14	24	47	6	0	1	5
Tom Poti	70	4	20	24	42	26	2	0	0
Jeff Schultz	73	3	20	23	32	50	0	0	0
Joe Corvo	52	6	12	18	12	-10	5	0	0
Washington	39	7	10	17	51	6	0	0	0
David Steckel	79	5	11	16	19	4	1	0	1
Shaone Morrisonn	68	1	11	12	68	8	0	0	1
Boyd Gordon	36	4	6	10	12	4	0	0	0
*Mathieu Perreault	21	4	5	9	6	4	1	0	0
Scott Walker	42	5	3	8	32	-3	1	0	1
Washington	9	2	1	3	9	1	0	0	1
Tyler Sloan	40	2	4	6	22	-1	0	0	0
John Erskine	50	1	5	6	66	16	0	0	0
*John Carlson	22	1	5	6	8	11	0	0	0
Keith Aucoin	9	1	4	5	0	-2	0	0	0
Karl Alzner	21	0	5	5	8	-2	0	0	0
Quintin Laing	36	2	2	4	21	2	0	0	0
Alexandre Giroux	9	1	2	3	4	3	0	0	0
*Chris Bourque	21	0	3	3	10	-6	0	0	0
Washington	1	0	0	0	0	-2	0	0	0
*Jay Beagle	7	1	1	2	2	-1	0	0	0
*Kyle Wilson	2	0	2	2	0	1	0	0	0
Boyd Kane	3	0	0	0	2	-1	0	0	0
*Andrew Gordon	2	0	0	0	0	-2	0	0	0

Goaltender	GP	MIN	GA	SO	EN	GAA	W-L-OT
Jose Theodore	47	2,586	121	1	1	2.81	30-7-7
*Semyon Varlamov	26	1,527	65	2	0	2.55	15-4-6
*Michal Neuvirth	17	872	40	0	0	2.75	9-4-0

\* Indicates rookie

Date	Opponent	Result	Record	Pts
10/1	@ Boston	W 4-1	1-0-0	2
10/3	Toronto	W 6-4	2-0-0	4
10/6	@ Philadelphia	OT 5-6*	2-0-1	5
10/8	NY Rangers	L 3-4	2-1-1	5
10/10	@ Detroit	L 2-3	2-2-1	5
10/12	New Jersey	OT 2-3**	2-2-2	6
10/15	San Jose	W 4-1	3-2-2	8
10/17	Nashville	W 3-2**	4-2-2	10
10/22	@ Atlanta	W 5-4	5-2-2	12
10/24	@ NY Islanders	W 3-2*	6-2-2	14
10/27	Philadelphia	W 4-2	7-2-2	16
10/29	@ Atlanta	W 4-3	8-2-2	18
10/30	NY Islanders	OT 3-4*	8-2-3	19
11/1	Columbus	OT 4-5*	8-2-4	20
11/4	@ New Jersey	L 2-3	8-3-4	20
11/6	@ Florida	W 4-1	9-3-4	22
11/7	Florida	W 7-4	10-3-4	24
11/11	NY Islanders	W 5-4**	11-3-4	26
11/13	Minnesota	W 3-1	12-3-4	28
11/14	@ New Jersey	L 2-5	12-4-4	28
11/17	@ NY Rangers	W 4-2	13-4-4	30
11/20	Montreal	L 2-3	13-5-4	30
11/21	@ Toronto	OT 1-2**	13-5-5	31
11/23	@ Ottawa	OT 3-4*	13-5-6	32
11/25	Buffalo	W 2-0	14-5-6	34
11/28	@ Montreal	W 4-3**	15-5-6	36
11/30	@ Carolina	W 3-2	16-5-6	38
12/3	Florida	W 6-2	17-5-6	40
12/5	@ Philadelphia	W 8-2	18-5-6	42
12/7	@ Tampa Bay	W 3-0	19-5-6	44
12/9	@ Buffalo	L 0-3	19-6-6	44
12/11	Carolina	W 4-3*	20-6-6	46
12/12	@ Toronto	L 3-6	20-7-6	46
12/15	@ Colorado	W 6-1	21-7-6	48
12/18	@ Vancouver	L 2-3	21-8-6	48
12/19	@ Edmonton	W 4-2	22-8-6	50
12/23	Buffalo	W 5-2	23-8-6	52
12/26	New Jersey	W 4-1	24-8-6	54
12/28	Carolina	L 3-6	24-9-6	54
12/30	@ San Jose	L 2-5	24-10-6	54
1/2	@ Los Angeles	L 1-2	24-11-6	54
1/5	Montreal	W 4-2	25-11-6	56
1/7	Ottawa	W 5-2	26-11-6	58
1/9	@ Atlanta	W 8-1	27-11-6	60
1/12	@ Tampa Bay	L 4-7	27-12-6	60
1/13	@ Florida	W 5-4**	28-12-6	62
1/15	Toronto	W 6-1	29-12-6	64
1/17	Philadelphia	W 5-3	30-12-6	66
1/19	Detroit	W 3-2	31-12-6	68
1/21	@ Pittsburgh	W 6-3	32-12-6	70
1/23	Phoenix	W 4-2	33-12-6	72
1/26	@ NY Islanders	W 7-2	34-12-6	74
1/27	Anaheim	W 5-1	35-12-6	76
1/29	Florida	W 4-1	36-12-6	78
1/31	Tampa Bay	W 3-2	37-12-6	80
2/2	@ Boston	W 4-1	38-12-6	82
2/4	@ NY Rangers	W 6-5	39-12-6	84
2/5	Atlanta	W 5-2	40-12-6	86
2/7	Pittsburgh	W 5-4*	41-12-6	88
2/10	@ Montreal	OT 5-6*	41-12-7	89
2/11	@ Ottawa	L 5-6	41-13-7	89
2/13	@ St. Louis	OT 3-4**	41-13-8	90
3/3	@ Buffalo	W 3-1	42-13-8	92
3/4	Tampa Bay	W 5-4	43-13-8	94
3/6	NY Rangers	W 2-0	44-13-8	96
3/8	Dallas	OT 3-4**	44-13-9	97
3/10	Carolina	W 4-3*	45-13-9	99
3/12	Tampa Bay	L 2-3	45-14-9	99
3/14	@ Chicago	W 4-3*	46-14-9	101
3/16	@ Florida	W 7-3	47-14-9	103
3/18	@ Carolina	OT 3-4*	47-14-10	104
3/20	@ Tampa Bay	W 3-1	48-14-10	106
3/24	Pittsburgh	W 4-3**	49-14-10	108
3/25	@ Carolina	OT 2-3**	49-14-11	109
3/28	Calgary	L 3-5	49-15-11	109
3/30	Ottawa	OT 4-5*	49-15-12	110
4/1	Atlanta	W 2-1	50-15-12	112
4/3	@ Columbus	W 3-2	51-15-12	114
4/5	Boston	W 3-2*	52-15-12	116
4/6	@ Pittsburgh	W 6-3	53-15-12	118
4/9	Atlanta	W 5-2	54-15-12	120
4/11	Boston	OT 3-4**	54-15-13	121

\* Denotes overtime game

\*\* Denotes shootout



# 2008-09

# 50-24-8, 108 points

	W	L	OT	PTS
Home	29	9	3	61
Away	21	15	5	47
1st Half	27	11	3	57
2nd Half	23	13	5	51
October	5	3	1	11
November	8	5	2	18
December	11	3	0	22
January	7	4	1	15
February	9	3	1	19
March	6	5	2	14
April	4	1	1	9

**Head Coach**  
Bruce Boudreau



**NICKLAS BACKSTROM**

Player	GP	G	A	PTS	PIM	+/-	PP	SH	GW
Alex Ovechkin	79	56	54	110	72	8	19	1	10
Nicklas Backstrom	82	22	66	88	46	16	14	0	1
Alexander Semin	62	34	45	79	77	25	8	0	8
Mike Green	68	31	42	73	68	24	18	1	4
Brooks Laich	82	23	30	53	31	-1	9	1	3
Viktor Kozlov	67	13	28	41	16	-9	2	0	0
Tomas Fleischmann	73	19	18	37	20	-3	7	0	4
Sergei Fedorov	52	11	22	33	50	4	2	0	2
Michael Nylander	72	9	24	33	32	E	4	0	2
Eric Fehr	61	12	13	25	22	8	1	0	2
David Steckel	76	8	11	19	34	2	0	2	1
Boyd Gordon	63	5	9	14	16	-4	0	1	2
Milan Jurcina	79	3	11	14	68	1	0	0	1
Tom Poti	52	3	10	13	28	3	0	0	1
Shaone Morrisonn	72	3	10	13	77	4	0	0	1
Jeff Schultz	64	1	11	12	21	13	0	1	0
Matt Bradley	81	5	6	11	59	-1	0	0	1
Keith Aucoin	12	2	4	6	4	5	1	0	0
Chris Clark	32	1	5	6	32	-3	0	0	0
Tyler Sloan	26	1	4	5	14	4	0	0	0
*Karl Alzner	30	1	4	5	2	-1	0	0	0
Donald Brashear	63	1	3	4	121	-6	0	0	1
*Sami Lepisto	7	0	4	4	6	-3	0	0	0
John Erskine	52	0	4	4	63	1	0	0	0
Brian Pothier	9	1	2	3	4	E	0	0	1
Bryan Helmer	12	0	3	3	2	-1	0	0	0
Jose Theodore	57	0	3	3	6	E	0	0	0
*Sean Collins	15	1	1	2	12	1	0	0	0
Alexandre Giroux	12	1	1	2	10	4	0	0	1
*Chris Bourque	8	1	0	1	0	E	0	0	0
Brent Johnson	21	0	1	1	2	E	0	0	0
*Oskar Osala	2	0	0	0	0	-1	0	0	0
*Andrew Gordon	1	0	0	0	0	E	0	0	0
Graham Mink	2	0	0	0	0	E	0	0	0
*Michal Neuvirth	5	0	0	0	0	E	0	0	0
*Simeon Varlamov	6	0	0	0	0	E	0	0	0
Quintin Laing	1	0	0	0	0	1	0	0	0
Staffan Kronwall	3	0	0	0	0	-1	0	0	0
*Jay Beagle	3	0	0	0	2	-3	0	0	0

Goaltender	GP	MIN	GA	SO	EN	GAA	W-L-OT
Jose Theodore	57	3,287	157	2	4	2.87	32-17-5
Brent Johnson	21	1,131	53	0	2	2.81	12-6-2
*Simeon Varlamov	6	329	13	0	0	2.37	4-0-1
*Michal Neuvirth	5	220	11	0	0	3.00	2-1-0

\* Indicates rookie

Date	Opponent	Result	Record	Pts
10/10	@ Atlanta	L 4-7	0-1-0	0
10/11	Chicago	W 4-2	1-1-0	2
10/13	Vancouver	W 5-1	2-1-0	4
10/16	@ Pittsburgh	W 4-3	3-1-0	6
10/18	New Jersey	OT 3-4**	3-1-1	7
10/21	@ Calgary	L 1-2	3-2-1	7
10/23	@ Phoenix	L 1-2	3-3-1	7
10/25	@ Dallas	W 6-5*	4-3-1	9
10/28	Nashville	W 4-3**	5-3-1	11
11/1	@ Buffalo	L 0-5	5-4-1	11
11/4	@ Ottawa	OT 1-2*	5-4-2	12
11/6	Carolina	W 3-2	6-4-2	14
11/8	NY Rangers	W 3-1	7-4-2	16
11/10	Tampa Bay	W 4-2	8-4-2	18
11/12	@ Carolina	W 5-1	9-4-2	20
11/14	New Jersey	W 3-1	10-4-2	22
11/15	@ New Jersey	OT 5-6**	10-4-3	23
11/19	@ Anaheim	W 6-4	11-4-3	25
11/20	@ Los Angeles	L 2-5	11-5-3	25
11/22	@ San Jose	L 2-7	11-6-3	25
11/24	@ Minnesota	L 3-4	11-7-3	25
11/26	Atlanta	W 5-3	12-7-3	27
11/28	Montreal	W 3-0	13-7-3	29
11/29	@ Columbus	L 0-3	13-8-3	29
12/2	Florida	L 3-5	13-9-3	29
12/4	NY Islanders	W 5-2	14-9-3	31
12/6	@ Toronto	W 2-1	15-9-3	33
12/7	@ Carolina	L 1-3	15-10-3	33
12/10	Boston	W 3-1	16-10-3	35
12/12	Ottawa	W 5-1	17-10-3	37
12/13	@ Montreal	W 2-1	18-10-3	39
12/16	@ NY Islanders	W 5-4*	19-10-3	41
12/18	St. Louis	W 4-2	20-10-3	43
12/20	@ Philadelphia	L 1-7	20-11-3	43
12/23	@ NY Rangers	W 5-4*	21-11-3	45
12/26	Buffalo	W 3-2	22-11-3	47
12/28	Toronto	W 4-1	23-11-3	49
12/30	@ Buffalo	W 4-2	24-11-3	51
1/1	Tampa Bay	W 7-4	25-11-3	53
1/3	NY Rangers	W 2-1	26-11-3	55
1/6	Philadelphia	W 2-1**	27-11-3	57
1/9	Columbus	L 0-3	27-12-3	57
1/10	@ Montreal	L 4-5	27-13-3	57
1/13	Edmonton	L 2-5	27-14-3	57
1/14	@ Pittsburgh	W 6-3	28-14-3	59
1/17	Boston	W 2-1	29-14-3	61
1/19	@ NY Islanders	W 2-1*	30-14-3	63
1/20	@ Ottawa	L 2-3	30-15-3	63
1/27	@ Boston	OT 2-3*	30-15-4	64
1/31	Detroit	W 4-2	31-15-4	66
2/1	Ottawa	W 7-4	32-15-4	68
2/3	@ New Jersey	W 5-2	33-15-4	70
2/5	Los Angeles	L 4-5	33-16-4	70
2/7	Florida	W 3-1	34-16-4	72
2/11	@ NY Rangers	OT 4-5**	34-16-5	73
2/14	@ Tampa Bay	W 5-1	35-16-5	75
2/15	@ Florida	W 4-2	36-16-5	77
2/18	Montreal	W 4-3**	37-16-5	79
2/20	Colorado	L 1-4	37-17-5	79
2/22	Pittsburgh	W 5-2	38-17-5	81
2/24	Philadelphia	L 2-4	38-18-5	81
2/26	Atlanta	W 4-3	39-18-5	83
2/28	@ Boston	W 4-3*	40-18-5	85
3/1	Florida	L 2-6	40-19-5	85
3/3	Carolina	L 2-5	40-20-5	85
3/5	Toronto	L 1-2	40-21-5	85
3/8	Pittsburgh	OT 3-4**	40-21-6	86
3/10	@ Nashville	W 2-1*	41-21-6	88
3/12	@ Philadelphia	W 2-1	42-21-6	90
3/14	Carolina	W 5-4**	43-21-6	92
3/16	@ Atlanta	L 1-5	43-22-6	92
3/17	@ Florida	W 3-0	44-22-6	94
3/19	@ Tampa Bay	W 5-2	45-22-6	96
3/21	@ Carolina	L 1-4	45-23-6	96
3/24	@ Toronto	OT 2-3**	45-23-7	97
3/27	Tampa Bay	W 5-3	46-23-7	99
4/1	NY Islanders	W 5-3	47-23-7	101
4/3	Buffalo	OT 4-5*	47-23-8	102
4/5	Atlanta	W 4-2	48-23-8	104
4/7	@ Atlanta	W 4-2	49-23-8	106
4/9	@ Tampa Bay	W 4-2	50-23-8	108
4/11	@ Florida	L 4-7	50-24-8	108

\* Denotes overtime game

\*\* Denotes shootout

# 2007-08

	W	L	OT	PTS
Home	23	15	3	49
Away	20	16	5	45
1st Half	16	20	5	37
2nd Half	27	11	3	57
October	5	6	0	10
November	3	10	2	8
December	7	3	3	17
January	9	4	0	18
February	6	4	3	15
March	10	4	0	20
April	3	0	0	6

## Head Coach

Glen Hanlon 6-14-1  
Bruce Boudreau (Nov. 22) 37-17-7



MIKE GREEN

Player	GP	G	A	PTS	PIM	+/-	PP	SH	GW
Alex Ovechkin	82	65	47	112	40	28	22	0	11
*Nicklas Backstrom	82	14	55	69	24	13	3	0	4
Mike Green	82	18	38	56	62	6	8	0	4
Viktor Kozlov	81	16	38	54	18	28	2	0	2
Alexander Semin	63	26	16	42	54	-18	10	0	2
Sergei Fedorov	68	11	30	41	38	-5	6	0	2
Washington	18	2	11	13	8	-2	1	0	1
Brooks Laich	82	21	16	37	35	-3	8	2	4
Michael Nylander	40	11	26	37	24	-19	5	0	1
Tomas Fleischmann	75	10	20	30	18	-7	1	0	1
Tom Poti	71	2	27	29	46	9	0	0	0
Matt Cooke	78	10	13	23	91	1	0	1	1
Washington	17	3	4	7	27	5	0	1	0
Matt Bradley	77	7	11	18	74	1	1	1	2
Jeff Schultz	72	5	13	18	28	12	0	0	0
Boyd Gordon	67	7	9	16	12	5	0	1	0
Brian Pothier	38	5	9	14	20	5	1	0	1
*David Steckel	67	5	7	12	34	1	0	0	1
Shaone Morrisonn	76	1	9	10	63	4	0	0	1
Chris Clark	18	5	4	9	43	E	1	0	1
John Erskine	51	2	7	9	96	1	0	0	1
Milan Jurcina	75	1	8	9	30	4	1	0	0
Donald Brashear	80	5	3	8	119	-7	0	0	0
Eric Fehr	23	1	5	6	6	4	0	0	0
Quintin Laing	39	1	5	6	10	4	0	0	1
Steve Eminger	20	0	2	2	8	-4	0	0	0
Cristobal Huet	52	0	2	2	0	E	0	0	0
Washington	13	0	1	1	0	E	0	0	0
Olie Kolzig	54	0	2	2	8	E	0	0	0
*Sami Lepisto	7	0	1	1	12	-1	0	0	0
Brent Johnson	19	0	0	0	0	E	0	0	0
*Chris Bourque	4	0	0	0	2	E	0	0	0

Goaltender	GP	MIN	GA	SO	EN	GAA	W-L-OT
Olie Kolzig	54	3,154	153	1	3	2.91	25-21-6
Cristobal Huet	52	3,049	118	4	5	2.32	32-14-6
Washington	13	771	21	2	1	1.63	11-2-0
Brent Johnson	19	1,032	46	0	3	2.67	7-8-2

\* Indicates rookie

# 43-31-8, 94 points

Date	Opponent	Result	Record	Pts
10/5	@ Atlanta	W 3-1	1-0-0	2
10/6	Carolina	W 2-0	2-0-0	4
10/8	@ NY Islanders	W 2-1	3-0-0	6
10/12	@ NY Rangers	L 1-3	3-1-0	6
10/13	@ Buffalo	L 3-7	3-2-0	6
10/18	NY Islanders	L 2-5	3-3-0	6
10/20	Pittsburgh	L 1-2	3-4-0	6
10/24	Tampa Bay	W 5-3	4-4-0	8
10/26	Vancouver	L 2-3	4-5-0	8
10/27	@ St. Louis	L 3-4	4-6-0	8
10/29	@ Toronto	W 7-1	5-6-0	10
11/1	@ NY Rangers	L 0-2	5-7-0	10
11/2	Philadelphia	L 2-3	5-8-0	10
11/5	@ Carolina	L 0-5	5-9-0	10
11/6	@ Atlanta	OT 1-2*	5-9-1	11
11/8	@ Ottawa	W 4-1	6-9-1	13
11/10	Tampa Bay	L 2-5	6-10-1	13
11/15	@ Florida	L 1-2	6-11-1	13
11/16	@ Tampa Bay	L 2-5	6-12-1	13
11/19	Florida	L 3-4	6-13-1	13
11/21	Atlanta	L 1-5	6-14-1	13
11/23	@ Philadelphia	W 4-3*	7-14-1	15
11/24	Carolina	W 5-2	8-14-1	17
11/26	Buffalo	L 1-3	8-15-1	17
11/28	Florida	OT 1-2**	8-15-2	18
11/30	@ Carolina	L 3-4	8-16-2	18
12/1	@ Florida	W 2-1	9-16-2	20
12/7	@ New Jersey	L 2-3	9-17-2	20
12/8	Atlanta	W 6-3	10-17-2	22
12/10	New Jersey	W 3-2	11-17-2	24
12/12	NY Rangers	W 5-4*	12-17-2	26
12/14	Buffalo	L 3-5	12-18-2	26
12/15	@ Tampa Bay	W 3-2	13-18-2	28
12/17	@ Detroit	OT 3-4**	13-18-3	29
12/20	Montreal	L 2-5	13-19-3	29
12/22	@ NY Islanders	OT 2-3*	13-19-4	30
12/26	Tampa Bay	W 3-2	14-19-4	32
12/27	@ Pittsburgh	OT 3-4*	14-19-5	33
12/29	@ Ottawa	W 8-6	15-19-5	35
1/1	Ottawa	W 6-3	16-19-5	37
1/3	@ Boston	L 0-2	16-20-5	37
1/5	@ Montreal	W 5-4*	17-20-5	39
1/9	Colorado	W 2-1	18-20-5	41
1/13	Philadelphia	L 4-6	18-21-5	41
1/15	Ottawa	W 4-2	19-21-5	43
1/17	Edmonton	W 5-4**	20-21-5	45
1/19	Florida	W 5-3	21-21-5	47
1/21	@ Pittsburgh	W 6-5**	22-21-5	49
1/23	@ Toronto	L 2-3	22-22-5	49
1/24	Toronto	W 2-1	23-22-5	51
1/29	@ Montreal	L 0-4	23-23-5	51
1/31	Montreal	W 5-4*	24-23-5	53
2/2	Atlanta	L 0-2	24-24-5	53
2/5	@ Columbus	W 4-3*	25-24-5	55
2/6	@ Philadelphia	W 4-3	26-24-5	57
2/8	Carolina	L 1-2	26-25-5	57
2/10	NY Rangers	W 3-2*	27-25-5	59
2/13	@ Atlanta	OT 2-3**	27-25-6	60
2/15	@ Florida	L 2-4	27-26-6	60
2/16	@ Tampa Bay	W 3-2	28-26-6	62
2/20	NY Islanders	OT 2-3**	28-26-7	63
2/23	@ Carolina	L 3-6	28-27-7	63
2/24	New Jersey	OT 1-2*	28-27-8	64
2/26	Minnesota	W 4-1	29-27-8	66
2/29	@ New Jersey	W 4-0	30-27-8	68
3/1	Toronto	L 2-3	30-28-8	68
3/3	Boston	W 10-2	31-28-8	70
3/5	@ Buffalo	W 3-1	32-28-8	72
3/8	@ Boston	L 1-2	32-29-8	72
3/9	Pittsburgh	L 2-4	32-30-8	72
3/12	Calgary	W 3-2	33-30-8	74
3/14	Atlanta	W 4-1	34-30-8	76
3/16	Boston	W 2-1**	35-30-8	78
3/18	@ Nashville	W 4-2	36-30-8	80
3/19	@ Chicago	L 0-5	36-31-8	80
3/21	@ Atlanta	W 5-3	37-31-8	82
3/25	@ Carolina	W 3-2**	38-31-8	84
3/27	@ Tampa Bay	W 4-3*	39-31-8	86
3/29	@ Florida	W 3-0	40-31-8	88
4/1	Carolina	W 4-1	41-31-8	90
4/3	Tampa Bay	W 4-1	42-31-8	92
4/5	Florida	W 3-1	43-31-8	94

\* Denotes overtime game

\*\* Denotes shootout



# 2006-07

# 28-40-14, 70 points

	W	L	OT	PTS
Home	17	17	7	41
Away	11	23	7	29
1st Half	17	17	7	41
2nd Half	11	23	7	29
October	4	3	4	12
November	6	6	2	14
December	6	7	1	13
January	5	7	0	10
February	3	6	4	10
March	2	10	3	7
April	2	1	0	4

**Head Coach**  
Glen Hanlon



**CHRIS CLARK**

Player	GP	G	A	PTS	PIM	+/-	PP	SH	GW
Alex Ovechkin	82	46	46	92	52	-19	16	0	8
Alexander Semin	77	38	35	73	90	-7	17	0	6
Chris Clark	74	30	24	54	66	-10	9	4	2
Matt Pettinger	64	16	16	32	22	-13	4	3	2
Boyd Gordon	71	7	22	29	14	10	0	2	0
Brian Pothier	72	3	25	28	44	-11	2	0	0
Kris Beech	64	8	18	26	46	-11	3	0	0
Ben Clymer	66	7	13	20	44	-17	0	0	0
*Jiri Novotny	68	6	13	19	28	-4	0	0	0
Washington	18	0	6	6	2	-2	0	0	0
Brooks Laich	73	8	10	18	29	-2	2	3	0
Brian Sutherby	69	7	10	17	78	-9	1	0	0
Steve Eminger	68	1	16	17	63	-14	0	0	0
Matt Bradley	57	4	9	13	47	-5	0	0	0
Donald Brashear	77	4	9	13	156	1	0	0	0
Shaone Morissonn	78	3	10	13	106	3	0	0	0
Milan Jurcina	70	4	8	12	44	E	0	0	1
Washington	30	2	7	9	24	5	0	0	0
*Mike Green	70	2	10	12	36	-10	0	0	0
*Jakub Klepis	41	3	7	10	28	-2	0	0	0
*Tomas Fleischmann	29	4	4	8	8	-6	1	0	1
Bryan Muir	26	3	4	7	42	3	0	0	1
John Erskine	29	1	6	7	69	-13	0	0	0
*Alexandre Giroux	9	2	2	4	2	-4	0	0	0
*Eric Fehr	14	2	1	3	8	3	0	0	1
Olie Kolzig	54	0	3	3	10	E	0	0	0
*Jeff Schultz	38	0	3	3	16	5	0	0	0
Brent Johnson	30	0	1	1	4	E	0	0	0
*David Steckel	5	0	0	0	2	-2	0	0	0
Frederic Cassivi	4	0	0	0	0	E	0	0	0
*Jamie Hunt	1	0	0	0	0	-1	0	0	0

Goaltender	GP	MIN	GA	SO	EN	GAA	W-L-OT
Olie Kolzig	54	3,184	159	1	7	3.00	22-24-6
Brent Johnson	30	1,644	99	0	4	3.61	6-15-7
Frederic Cassivi	4	139	6	0	0	2.59	0-1-1

\* Indicates rookie

Date	Opponent	Result	Record	Pts
10/5	@ NY Rangers	L 2-5	0-1-0	0
10/7	Carolina	W 5-2	1-1-0	2
10/12	@ Minnesota	OT 2-3**	1-1-1	3
10/14	Atlanta	OT 3-4*	1-1-2	4
10/18	Florida	W 5-2	2-1-2	6
10/19	@ Atlanta	OT 3-4**	2-1-3	7
10/21	Tampa Bay	L 4-6	2-2-3	7
10/25	@ Colorado	W 5-3	3-2-3	9
10/27	@ Vancouver	OT 2-3**	3-2-4	10
10/28	@ Edmonton	L 0-4	3-3-4	10
10/30	@ Calgary	W 4-2	4-3-4	12
11/3	Atlanta	L 3-4	4-4-4	12
11/4	@ Philadelphia	W 5-3	5-4-4	14
11/6	Ottawa	W 4-3*	6-4-4	16
11/9	@ Carolina	L 0-5	6-5-4	16
11/11	NY Rangers	W 3-1	7-5-4	18
11/13	@ Florida	W 4-1	8-5-4	20
11/15	Boston	OT 2-3**	8-5-5	21
11/17	Carolina	L 1-4	8-6-5	21
11/18	@ Boston	OT 2-3*	8-6-6	22
11/22	Atlanta	L 2-4	8-7-6	22
11/24	Toronto	L 1-7	8-8-6	22
11/25	@ NY Islanders	L 1-4	8-9-6	22
11/28	@ Tampa Bay	W 5-2	9-9-6	24
11/30	Dallas	W 4-3	10-9-6	26
12/2	Buffalo	W 7-4	11-9-6	28
12/6	Ottawa	W 6-2	12-9-6	30
12/8	Anaheim	L 1-6	12-10-6	30
12/9	@ Philadelphia	W 5-3	13-10-6	32
12/11	Pittsburgh	OT 4-5**	13-10-7	33
12/15	@ Atlanta	W 3-2*	14-10-7	35
12/16	Philadelphia	W 4-1	15-10-7	37
12/19	Tampa Bay	L 4-5	15-11-7	37
12/22	New Jersey	L 1-4	15-12-7	37
12/23	@ Toronto	W 3-2	16-12-7	39
12/26	@ Buffalo	L 3-6	16-13-7	39
12/27	Montreal	L 1-4	16-14-7	39
12/29	@ New Jersey	L 3-4	16-15-7	39
12/30	@ NY Rangers	L 1-4	16-16-7	39
1/1	Phoenix	L 2-3	16-17-7	39
1/4	Montreal	W 5-1	17-17-7	41
1/6	Atlanta	W 3-2*	18-17-7	43
1/9	Philadelphia	W 6-2	19-17-7	45
1/11	@ Tampa Bay	L 4-5	19-18-7	45
1/13	@ Florida	L 3-7	19-19-7	45
1/16	@ Ottawa	L 2-5	19-20-7	45
1/18	@ Carolina	W 5-2	20-20-7	47
1/20	Florida	L 1-4	20-21-7	47
1/26	@ Carolina	L 2-6	20-22-7	47
1/27	Carolina	W 7-3	21-22-7	49
1/30	@ Ottawa	L 2-3	21-23-7	49
2/1	@ Florida	L 3-6	21-24-7	49
2/3	@ Pittsburgh	L 0-2	21-25-7	49
2/4	NY Islanders	W 2-1**	22-25-7	51
2/6	Boston	OT 2-3**	22-25-8	52
2/8	Los Angeles	W 4-3*	23-25-8	54
2/10	NY Rangers	L 2-5	23-26-8	54
2/15	@ Tampa Bay	OT 2-3**	23-26-9	55
2/18	@ Pittsburgh	L 2-3	23-27-9	55
2/20	@ Montreal	L 3-5	23-28-9	55
2/21	San Jose	OT 2-3**	23-28-10	56
2/24	@ New Jersey	W 4-2	24-28-10	58
2/25	New Jersey	L 2-3	24-29-10	58
2/27	Florida	OT 5-6**	24-29-11	59
3/1	Tampa Bay	OT 4-5**	24-29-12	60
3/3	NY Islanders	L 2-5	24-30-12	60
3/6	@ Toronto	L 0-3	24-31-12	60
3/9	Carolina	L 0-3	24-32-12	60
3/10	@ NY Islanders	L 2-5	24-33-12	60
3/12	@ Atlanta	L 2-4	24-34-12	60
3/15	@ Boston	OT 3-4**	24-34-13	61
3/16	Toronto	W 5-1	25-34-13	63
3/18	Tampa Bay	W 7-1	26-34-13	65
3/21	@ Buffalo	L 2-5	26-35-13	65
3/22	@ Carolina	L 3-4	26-36-13	65
3/24	@ Montreal	L 1-4	26-37-13	65
3/27	Pittsburgh	L 3-4	26-38-13	65
3/30	@ Florida	OT 2-3*	26-38-14	66
3/31	@ Tampa Bay	L 2-5	26-39-14	66
4/3	Florida	W 1-0	27-39-14	68
4/4	@ Atlanta	W 3-2	28-39-14	70
4/7	Buffalo	L 0-2	28-40-14	70

\* Denotes overtime game

\*\* Denotes shootout

# 2005-06

# 29-41-12, 70 points

	W	L	OT	PTS
Home	16	18	7	39
Away	13	23	5	31
1st Half	13	23	5	31
2nd Half	16	18	7	39
October	4	7	0	8
November	4	7	2	10
December	5	6	1	11
January	5	8	2	12
February	2	4	0	4
March	4	6	5	13
April	5	3	2	12

**Head Coach**  
Glen Hanlon



**ALEX OVECHKIN**

Player	GP	G	A	PTS	PIM	+/-	PP	SH	GW
*Alex Ovechkin	81	52	54	106	52	2	21	3	5
Dainius Zubrus	71	23	34	57	84	3	13	0	5
Jeff Halpern	70	11	33	44	79	-8	6	0	1
Brian Willsie	82	19	22	41	77	-19	8	1	2
Chris Clark	78	20	19	39	110	9	1	3	0
Matt Pettinger	71	20	18	38	39	-2	4	5	2
Ben Clymer	77	16	17	33	72	-7	3	0	3
Brian Sutherby	76	14	16	30	73	-17	0	2	0
Jamie Heward	71	7	21	28	54	-5	4	0	2
Bryan Muir	72	8	18	26	72	-9	4	0	0
*Brooks Laich	73	7	14	21	26	-9	1	0	1
Matt Bradley	74	7	12	19	72	-8	0	0	1
Steve Eminger	66	5	13	18	81	-12	1	0	0
Shaone Morrisonn	80	1	13	14	91	7	0	0	0
Mathieu Biron	52	4	9	13	50	-11	3	0	0
Andrew Cassels	31	4	8	12	14	-3	2	0	0
Ivan Majesky	57	1	8	9	66	-2	0	1	0
Rico Fata	47	3	4	7	22	-4	1	0	0
Washington	21	3	3	6	8	3	1	0	0
*Nolan Yonkman	38	0	7	7	86	1	0	0	0
Petr Sykora	10	2	2	4	6	E	0	0	0
*Jakub Klepis	25	1	3	4	8	-11	0	0	0
Kris Beech	10	1	2	3	4	1	0	0	0
Washington	5	0	0	0	4	E	0	0	0
*Mike Green	22	1	2	3	18	-8	0	0	0
Olie Kolzig	59	0	3	3	14	E	0	0	0
*Tomas Fleischmann	14	0	2	2	0	-7	0	0	0
Boyd Kane	5	0	1	1	2	1	0	0	0
Boyd Gordon	25	0	1	1	4	-4	0	0	0
Frederic Cassivi	1	0	0	0	0	E	0	0	0
*Jonas Johansson	1	0	0	0	2	E	0	0	0
*Joey Tenute	1	0	0	0	0	E	0	0	0
Doug Doull	2	0	0	0	19	-1	0	0	0
*Louis Robitaille	2	0	0	0	5	-1	0	0	0
Graham Mink	3	0	0	0	0	E	0	0	0
*David Steckel	7	0	0	0	0	1	0	0	0
Colin Forbes	9	0	0	0	2	-2	0	0	0
*Eric Fehr	11	0	0	0	2	E	0	0	0
Brent Johnson	26	0	0	0	14	E	0	0	0

Goaltender	GP	MIN	GA	SO	EN	GAA	W-L-OT
Olie Kolzig	59	3,506	206	0	8	3.53	20-28-11
Brent Johnson	26	1,413	81	1	1	3.44	9-12-1
Frederic Cassivi	1	59	4	0	0	4.07	0-1-0

\* Indicates rookie

Date	Opponent	Result	Record	Pts
10/5	Columbus	W 3-2	1-0-0	2
10/7	Atlanta	L 3-7	1-1-0	2
10/8	@ Atlanta	L 1-8	1-2-0	2
10/10	NY Rangers	W 3-2	2-2-0	4
10/12	@ Carolina	L 2-7	2-3-0	4
10/13	NY Islanders	L 3-5	2-4-0	4
10/16	Tampa Bay	W 3-2**	3-4-0	6
10/20	@ Florida	L 2-3	3-5-0	6
10/22	Carolina	L 0-4	3-6-0	6
10/26 #	@ Buffalo	W 3-2	4-6-0	8
10/28	@ Tampa Bay	L 2-4	4-7-0	8
11/3	@ Philadelphia	L 1-8	4-8-0	8
11/4	Atlanta	W 3-2**	5-8-0	10
11/6	Toronto	W 5-4	6-8-0	12
11/8	@ Toronto	L 4-6	6-9-0	12
11/11	New Jersey	L 3-4	6-10-0	12
11/12	@ New Jersey	L 2-3	6-11-0	12
11/15	Tampa Bay	W 4-3**	7-11-0	14
11/17	@ Buffalo	L 5-8	7-12-0	14
11/19	@ Montreal	W 5-1	8-12-0	16
11/22	@ Pittsburgh	L 4-5	8-13-0	16
11/23	Tampa Bay	OT 3-4**	8-13-1	17
11/26	@ NY Rangers	OT 2-3**	8-13-2	18
11/27	Buffalo	L 2-3	8-14-2	18
12/1	@ Florida	L 2-3	8-15-2	18
12/3	NY Rangers	W 5-1	9-15-2	20
12/7	Nashville	L 2-5	9-16-2	20
12/9	Detroit	L 3-4	9-17-2	20
12/14	@ Los Angeles	W 3-2	10-17-2	22
12/16	@ San Jose	L 1-4	10-18-2	22
12/18	Florida	L 2-3	10-19-2	22
12/22	@ Atlanta	W 6-5**	11-19-2	24
12/23	Montreal	W 4-2	12-19-2	26
12/27	Boston	OT 3-4*	12-19-3	27
12/28	@ New Jersey	L 2-7	12-20-3	27
12/31	Philadelphia	W 4-3**	13-20-3	29
1/1	Atlanta	L 2-5	13-21-3	29
1/4	Ottawa	L 1-3	13-22-3	29
1/6	Philadelphia	L 1-3	13-23-3	29
1/8	Florida	OT 3-4**	13-23-4	30
1/10	Chicago	OT 3-4*	13-23-5	31
1/12	@ Dallas	L 1-4	13-24-5	31
1/13	@ Anaheim	W 3-2*	14-24-5	33
1/16	@ Phoenix	W 6-1	15-24-5	35
1/19	St. Louis	W 5-4**	16-24-5	37
1/21	Carolina	W 5-2	17-24-5	39
1/23	Boston	L 2-3	17-25-5	39
1/25	@ Pittsburgh	L 1-8	17-26-5	39
1/26	@ Boston	L 2-3	17-27-5	39
1/29	Tampa Bay	W 2-1	18-27-5	41
1/31	@ NY Islanders	L 3-5	18-28-5	41
2/3	Toronto	W 4-1	19-28-5	43
2/4	@ Tampa Bay	L 0-5	19-29-5	43
2/7	Florida	L 0-5	19-30-5	43
2/10	@ Philadelphia	L 4-5	19-31-5	43
2/11	Pittsburgh	L 3-6	19-32-5	43
2/28	@ Toronto	W 5-3	20-32-5	45
3/2	@ Ottawa	L 1-7	20-33-5	45
3/4	@ Atlanta	OT 2-3*	20-33-6	46
3/6	NY Islanders	W 5-2	21-33-6	48
3/8	Pittsburgh	W 6-3	22-33-6	50
3/10	New Jersey	OT 3-4**	22-33-7	51
3/12	Ottawa	L 2-5	22-34-7	51
3/14	Buffalo	L 4-6	22-35-7	51
3/16	@ NY Rangers	L 4-5	22-36-7	51
3/18	Florida	OT 3-4**	22-36-8	52
3/20	Montreal	L 2-4	22-37-8	52
3/22	@ Florida	L 2-3	22-38-8	52
3/23	@ Tampa Bay	OT 3-4*	22-38-9	53
3/25	@ Carolina	W 3-1	23-38-9	55
3/29	@ Carolina	W 5-1	24-38-9	57
3/30	@ Montreal	OT 2-3*	24-38-10	58
4/1	@ Ottawa	W 1-0	25-38-10	60
4/3	@ Carolina	OT 5-6*	25-38-11	61
4/5	Carolina	OT 3-4**	25-38-12	62
4/7	Carolina	L 3-4	25-39-12	62
4/8	@ NY Islanders	L 0-5	25-40-12	62
4/10	@ Boston	W 2-1*	26-40-12	64
4/13	@ Atlanta	L 3-5	26-41-12	64
4/15	@ Florida	W 2-1**	27-41-12	66
4/17	Atlanta	W 6-4	28-41-12	68
4/18	@ Tampa Bay	W 4-1	29-41-12	70

# Rochester, N.Y.

\* Postponed from Oct. 29 due to hurricane

\*\* Denotes overtime game

\*\* Denotes shootout





# 2003-04

# 23-46-10-3, 59 points

	W	L	T	OTL	PTS
Home	13	20	6	2	34
Away	10	26	4	1	25
1st Half	11	25	4	1	27
2nd Half	12	21	6	2	32
October	2	7	1	0	5
November	5	8	0	1	11
December	4	8	2	0	10
January	5	7	2	1	13
February	4	5	3	0	11
March	3	10	1	0	7
April	0	1	1	1	2

### Head Coach

Bruce Cassidy 8-18-1-1  
Glen Hanlon (Dec. 10) 15-28-9-2



**JEFF HALPERN**

Player	GP	G	A	PTS	PIM	+/-	PP	SH	GW
Jeff Halpern	79	19	27	46	56	-21	7	0	2
Kip Miller	66	9	22	31	8	-10	6	0	2
Dainius Zubrus	54	12	15	27	38	-16	6	1	2
*Alexander Semin	52	10	12	22	36	-2	4	0	2
Brian Willsie	49	10	5	15	18	-7	1	1	1
*Josef Boumedienne	37	2	12	14	30	-10	0	0	0
Matt Pettinger	71	7	5	12	37	-9	1	0	1
Joel Kwiatkowski	80	6	6	12	89	-28	2	0	0
Brendan Witt	72	2	10	12	23	-22	0	0	0
Trent Whitfield	44	6	5	11	14	-2	0	1	2
Bates Battaglia	70	4	7	11	42	-24	0	0	1
Washington	66	4	6	10	38	-23	0	0	1
Craig Johnson	64	2	9	11	28	-10	0	0	0
Washington	15	0	6	6	8	-6	0	0	0
Jason Doig	65	2	9	11	105	-12	0	0	0
*Shaone Morrisonn	33	1	7	8	10	10	0	0	0
Washington	3	0	0	0	0	E	0	0	0
*Boyd Gordon	41	1	5	6	8	-9	0	0	0
Rick Berry	65	0	6	6	108	-5	0	0	0
Stephen Peat	64	5	0	5	90	-10	0	0	0
J-Luc Grand-Pierre	56	3	2	5	52	-12	0	1	0
Washington	13	1	0	1	14	-2	0	0	0
Todd Roloff	59	0	5	5	26	-17	0	0	0
Washington	35	0	3	3	18	-5	0	0	0
*Steve Eminger	41	0	4	4	45	-11	0	0	0
Brian Sutherby	30	2	0	2	28	-5	0	0	0
Ivan Ciernik	7	1	1	2	0	1	0	0	0
Brad Norton	36	0	2	2	94	-5	0	0	0
Washington	16	0	1	1	17	-4	0	0	0
Darcy Verot	37	0	2	2	35	-6	0	0	0
John Gruden	11	1	0	1	6	-1	0	0	1
*Owen Fussey	4	0	1	1	0	-1	0	0	0
*Brooks Laich	5	0	1	1	2	-1	0	0	0
Washington	4	0	1	1	0	-1	0	0	0
Dwayne Zinger	7	0	1	1	9	2	0	0	0
*Roman Tvrdo	9	0	1	1	2	-3	0	0	0
*Nolan Yonkman	1	0	0	0	0	E	0	0	0
Mel Angelstad	2	0	0	0	2	E	0	0	0
Colin Forbes	2	0	0	0	0	E	0	0	0
*Andrej Podkonicky	2	0	0	0	0	-1	0	0	0
J-F Fortin	2	0	0	0	0	E	0	0	0
*Graham Mink	2	0	0	0	2	-1	0	0	0
*Jakub Cutta	3	0	0	0	0	-1	0	0	0
*Garret Stroshein	3	0	0	0	14	-1	0	0	0
*Chris Hajt	5	0	0	0	2	E	0	0	0

Goaltender	GP	MIN	GA	SO	EN	GAA	W-L-T
Olie Kolzig	63	3,738	180	2	7	2.89	19-35-9
*Matt Yeats	5	258	13	0	0	3.02	1-3-0
*Maxime Ouellet	6	365	19	1	0	3.12	2-3-1
*Rastislav Stana	6	211	11	0	0	3.13	1-2-0
Sebastien Charpentier	7	369	21	0	2	3.41	0-6-0

\* Indicates rookie

Date	Opponent	Result	Record	Pts
10/9	NY Islanders	W 6-1	1-0-0-0	2
10/11	Atlanta	L 3-4	1-1-0-0	2
10/13	@ Toronto	T 2-2*	1-1-1-0	3
10/14	@ Montreal	L 1-5	1-2-1-0	3
10/17	@ Dallas	L 2-4	1-3-1-0	3
10/18	@ St. Louis	L 1-4	1-4-1-0	3
10/23	@ Ottawa	L 1-5	1-5-1-0	3
10/25	@ Toronto	L 1-4	1-6-1-0	3
10/29	Anaheim	L 2-4	1-7-1-0	3
10/31	Atlanta	W 2-1	2-7-1-0	5
11/1	@ Minnesota	L 1-2	2-8-1-0	5
11/4	@ Tampa Bay	W 5-1	3-8-1-0	7
11/6	@ Philadelphia	L 2-4	3-9-1-0	7
11/8	San Jose	L 2-3	3-10-1-0	7
11/10	Los Angeles	L 2-3	3-11-1-0	7
11/12	Carolina	W 7-1	4-11-1-0	9
11/14	Tampa Bay	L 2-5	4-12-1-0	9
11/15	@ Carolina	W 2-1	5-12-1-0	11
11/20	@ Boston	L 2-3	5-13-1-0	11
11/22	Florida	OTL 2-3*	5-13-1-1	12
11/24	@ Detroit	W 4-1	6-13-1-1	14
11/26	@ Buffalo	L 2-5	6-14-1-1	14
11/28	Montreal	L 3-5	6-15-1-1	14
11/29	@ Columbus	W 5-3	7-15-1-1	16
12/2	@ NY Islanders	W 4-1	8-15-1-1	18
12/4	@ New Jersey	L 0-3	8-16-1-1	18
12/6	@ Los Angeles	L 3-7	8-17-1-1	18
12/8	@ Colorado	L 1-4	8-18-1-1	18
12/11	Boston	W 6-5	9-18-1-1	20
12/13	Detroit	L 1-5	9-19-1-1	20
12/16	@ Atlanta	W 5-0	10-19-1-1	22
12/17	@ Florida	T 2-2*	10-19-2-1	23
12/19	Toronto	T 2-2*	10-19-3-1	24
12/21	NY Islanders	L 4-5	10-20-3-1	24
12/23	Montreal	W 3-2	11-20-3-1	26
12/27	Buffalo	L 1-3	11-21-3-1	26
12/29	Boston	L 1-3	11-22-3-1	26
12/31	@ Buffalo	L 1-7	11-23-3-1	26
1/1	New Jersey	T 2-2*	11-23-4-1	27
1/3	@ Ottawa	L 2-5	11-24-4-1	27
1/4	@ Montreal	L 1-4	11-25-4-1	27
1/7	Phoenix	L 0-3	11-26-4-1	27
1/9	Carolina	W 4-1	12-26-4-1	29
1/11	Edmonton	W 1-0	13-26-4-1	31
1/14	Calgary	T 3-3*	13-26-5-1	32
1/17	@ New Jersey	OTL 1-2*	13-26-5-2	33
1/18	Pittsburgh	W 4-3	14-26-5-2	35
1/21	Toronto	L 2-3	14-27-5-2	35
1/23	@ Florida	L 1-4	14-28-5-2	35
1/25	Philadelphia	L 1-4	14-29-5-2	35
1/28	@ NY Rangers	W 2-1	15-29-5-2	37
1/29	@ Carolina	W 5-3	16-29-5-2	39
1/31	Vancouver	L 1-6	16-30-5-2	39
2/3	Tampa Bay	W 2-1	17-30-5-2	41
2/4	@ Philadelphia	L 1-5	17-31-5-2	41
2/12	@ Carolina	T 3-3*	17-31-6-2	42
2/13	@ Nashville	L 2-5	17-32-6-2	42
2/15	@ Chicago	W 4-0	18-32-6-2	44
2/17	Ottawa	T 1-1*	18-32-7-2	45
2/19	New Jersey	W 3-1	19-32-7-2	47
2/21	Florida	T 2-2*	19-32-8-2	48
2/23	Tampa Bay	L 3-6	19-33-8-2	48
2/25	Carolina	L 1-2	19-34-8-2	48
2/27	@ Florida	W 4-1	20-34-8-2	50
2/28	@ Tampa Bay	L 2-4	20-35-8-2	50
3/2	Florida	L 0-1	20-36-8-2	50
3/5	@ NY Rangers	L 2-3	20-37-8-2	50
3/6	Philadelphia	W 2-1	21-37-8-2	52
3/8	Ottawa	L 1-4	21-38-8-2	52
3/10	Buffalo	L 0-6	21-39-8-2	52
3/12	Chicago	L 3-4	21-40-8-2	52
3/13	@ Atlanta	L 2-5	21-41-8-2	52
3/16	@ Pittsburgh	L 1-4	21-42-8-2	52
3/18	NY Rangers	W 4-3*	22-42-8-2	54
3/20	Atlanta	T 2-2*	22-42-9-2	55
3/23	@ NY Islanders	L 0-3	22-43-9-2	55
3/24	@ Atlanta	L 2-3	22-44-9-2	55
3/27	@ Tampa Bay	L 1-4	22-45-9-2	55
3/30	Pittsburgh	W 4-2	23-45-9-2	57
4/1	@ Boston	T 3-3*	23-45-10-2	58
4/3	NY Rangers	OTL 2-3*	23-45-10-3	59
4/4	@ Pittsburgh	L 3-4	23-46-10-3	59

\* Denotes overtime game

# 2002-03

# 39-29-8-6, 92 points

	W	L	T	OTL	PTS
Home	24	13	2	2	52
Away	15	16	6	4	40
1st Half	18	16	5	2	43
2nd Half	21	13	3	4	49
October	4	5	1	0	9
November	6	7	1	0	13
December	8	4	1	1	18
January	6	3	4	2	18
February	6	6	0	0	12
March	7	3	1	3	18
April	2	1	0	0	4

**Head Coach**  
Bruce Cassidy



**OLIE KOLZIG**

Player	GP	G	A	PTS	PIM	+/-	PP	SH	GW
Jaromir Jagr	75	36	41	77	38	5	13	2	9
Robert Lang	82	22	47	69	22	12	10	0	2
Sergei Gonchar	82	18	49	67	52	13	7	0	2
Michael Nylander	80	17	43	60	40	3	7	0	2
Washington	71	17	39	56	36	3	7	0	2
Peter Bondra	76	30	26	56	52	-3	9	2	4
Kip Miller	72	12	38	50	18	-1	3	0	4
Sergei Berezin	75	23	17	40	12	7	5	0	2
Washington	9	5	4	9	4	10	0	0	2
Dainus Zubrus	63	13	22	35	43	15	2	0	0
Jeff Halpern	82	13	21	34	88	6	1	2	2
Mike Grier	82	15	17	32	36	-14	2	2	2
Steve Konowalchuk	77	15	15	30	71	3	2	0	3
Ivan Ciernik	47	8	10	18	24	6	0	0	2
Ken Klee	70	1	16	17	89	22	0	0	0
Calle Johansson	82	3	12	15	22	9	1	0	0
Brendan Witt	69	2	9	11	106	12	0	0	0
*Brian Sutherby	72	2	9	11	93	7	0	0	0
Jason Doig	55	3	5	8	108	-3	0	0	1
Glen Metropolit	23	2	3	5	6	4	0	0	1
Andreas Salomonsson	32	1	4	5	14	-1	0	0	0
Josh Green	45	1	4	5	21	-3	0	0	0
Washington	21	1	2	3	7	1	0	0	0
*Joel Kwiatkowski	54	0	5	5	18	3	0	0	0
Washington	34	0	3	3	12	1	0	0	0
Rick Berry	43	2	1	3	87	-3	0	0	1
Trent Whitfield	14	1	1	2	6	1	0	0	1
Steve Eminger	17	0	2	2	24	-3	0	0	0
*Josef Boumediene	6	1	0	1	0	-1	0	0	1
Stephen Peat	27	1	0	1	57	-3	0	0	0
Sylvain Cote	1	0	0	0	4	E	0	0	0
Colin Forbes	5	0	0	0	0	-2	0	0	0
*Alex Henry	41	0	0	0	80	-5	0	0	0
Washington	38	0	0	0	80	-4	0	0	0
Mike Farrell	4	0	0	0	2	1	0	0	0
Matt Pettinger	1	0	0	0	0	E	0	0	0

Goaltender	GP	MIN	GA	SO	EN	GAA	W-L-T
Olie Kolzig	66	3894	156	4	5	2.40	33-25-6
*Sebastien Charpentier	17	859	40	0	2	2.79	5-7-1
Craig Billington	5	217	17	0	0	4.70	1-3-1

\* Indicates rookie

Date	Opponent	Result	Record	Pts
10/11	Nashville	W 5-4	1-0-0-0	2
10/12	@ NY Islanders	W 2-1	2-0-0-0	4
10/17	@ Carolina	W 2-1	3-0-0-0	6
10/19	@ Philadelphia	L 1-3	3-1-0-0	6
10/20	@ Dallas	L 2-5	3-2-0-0	6
10/23	@ NY Rangers	W 2-1	4-2-0-0	8
10/25	@ Tampa Bay	L 2-3	4-3-0-0	8
10/26	@ Florida	T 1-1*	4-3-1-0	9
10/28	@ Pittsburgh	L 2-3	4-4-1-0	9
10/30	Boston	L 2-7	4-5-1-0	9
11/1	Tampa Bay	W 3-2	5-5-1-0	11
11/2	@ Philadelphia	L 1-2	5-6-1-0	11
11/5	@ Columbus	W 4-3*	6-6-1-0	13
11/7	Florida	W 2-1*	7-6-1-0	15
11/9	Philadelphia	W 4-1	8-6-1-0	17
11/13	Dallas	L 1-6	8-7-1-0	17
11/15	@ Chicago	T 2-2*	8-7-2-0	18
11/16	@ Minnesota	L 0-1	8-8-2-0	18
11/19	San Jose	L 2-3	8-9-2-0	18
11/21	Minnesota	L 3-4	8-10-2-0	18
11/23	Atlanta	W 6-3	9-10-2-0	20
11/26	@ Toronto	L 4-5	9-11-2-0	20
11/27	Calgary	W 4-2	10-11-2-0	22
11/29	Ottawa	L 2-6	10-12-2-0	22
12/1	@ Atlanta	L 4-5	10-13-2-0	22
12/3	@ Pittsburgh	W 4-1	11-13-2-0	24
12/6	Atlanta	W 7-6*	12-13-2-0	26
12/7	@ Buffalo	L 3-4	12-14-2-0	26
12/11	@ Anaheim	L 0-3	12-15-2-0	26
12/13	@ Phoenix	W 4-3	13-15-2-0	28
12/14	@ San Jose	L 0-2	13-16-2-0	28
12/16	@ Colorado	T 2-2*	13-16-3-0	29
12/19	Boston	W 5-3	14-16-3-0	31
12/21	@ NY Islanders	W 3-1	15-16-3-0	33
12/23	Tampa Bay	W 3-0	16-16-3-0	35
12/27	New Jersey	W 3-2	17-16-3-0	37
12/28	@ New Jersey	OTL 1-2*	17-16-3-1	38
12/30	Buffalo	W 4-3	18-16-3-1	40
1/1	Phoenix	OTL 1-2*	18-16-3-2	41
1/3	Columbus	T 2-2*	18-16-4-2	42
1/4	@ NY Rangers	T 2-2*	18-16-5-2	43
1/10	@ Carolina	W 4-1	19-16-5-2	45
1/11	Florida	W 12-2	20-16-5-2	47
1/13	NY Islanders	W 4-3*	21-16-5-2	49
1/15	NY Rangers	OTL 1-2*	21-16-5-3	50
1/17	Toronto	L 1-4	21-17-5-3	50
1/18	@ Ottawa	L 2-5	21-18-5-3	50
1/20	@ Boston	T 3-3*	21-18-6-3	51
1/22	Carolina	W 5-3	22-18-6-3	53
1/25	@ Montreal	T 1-1*	22-18-7-3	54
1/26	NY Rangers	W 7-2	23-18-7-3	56
1/28	St. Louis	L 3-5	23-19-7-3	56
1/30	Pittsburgh	W 2-1	24-19-7-3	58
2/4	@ Tampa Bay	W 5-1	25-19-7-3	60
2/5	New Jersey	L 1-4	25-20-7-3	60
2/7	NY Islanders	W 3-0	26-20-7-3	62
2/9	Montreal	L 0-2	26-21-7-3	62
2/12	@ Atlanta	W 5-1	27-21-7-3	64
2/14	@ Carolina	L 1-3	27-22-7-3	64
2/15	@ Florida	W 2-1	28-22-7-3	66
2/17	@ Tampa Bay	L 1-3	28-23-7-3	66
2/20	Toronto	L 2-6	28-24-7-3	66
2/22	Detroit	L 1-5	28-25-7-3	66
2/24	Montreal	W 4-1	29-25-7-3	68
2/26	Buffalo	W 3-2	30-25-7-3	70
3/1	@ New Jersey	OTL 1-2*	30-25-7-4	71
3/2	Carolina	W 2-0	31-25-7-4	73
3/4	@ Buffalo	W 2-1	32-25-7-4	75
3/6	Atlanta	T 4-4*	32-25-8-4	76
3/8	@ Boston	OTL 4-5*	32-25-8-5	77
3/10	Philadelphia	W 2-1*	33-25-8-5	79
3/14	Los Angeles	L 1-3	33-26-8-5	79
3/16	Colorado	W 2-1	34-26-8-5	81
3/20	@ Calgary	W 4-1	35-26-8-5	83
3/22	@ Edmonton	L 3-5	35-27-8-5	83
3/23	@ Vancouver	L 0-6	35-28-8-5	83
3/25	@ Montreal	W 4-3*	36-28-8-5	85
3/28	@ Ottawa	W 3-2	37-28-8-5	87
3/29	@ Toronto	OTL 3-4*	37-28-8-6	88
4/1	Florida	W 3-0	38-29-8-6	90
4/3	Ottawa	L 1-5	38-29-8-6	90
4/5	Pittsburgh	W 5-3	39-29-8-6	92

\* Denotes overtime game



# 2001-02

# 36-33-11-2, 85 points

	W	L	T	OTL	PTS
Home	21	12	6	2	50
Away	15	21	5	0	35
1st Half	16	18	7	0	39
2nd Half	20	15	4	2	46
October	5	6	1	0	11
November	5	7	2	0	12
December	5	4	4	0	14
January	5	9	1	1	12
February	4	1	1	0	9
March	9	5	1	0	19
April	3	1	1	1	8

**Head Coach**  
Ron Wilson



**JAROMIR JAGR**

Player	GP	G	A	PTS	PIM	+/-	PP	SH	GW
Jaromir Jagr	69	31	48	79	30	E	10	0	3
Peter Bondra	77	39	31	70	80	17	7	1	8
Sergei Gonchar	76	26	33	59	58	-1	7	0	2
Ulf Dahlen	69	23	29	52	8	-5	7	0	4
Dainius Zubrus	71	17	26	43	38	5	4	0	3
Andrei Nikolishin	80	13	23	36	40	-1	1	0	0
Chris Simon	82	14	17	31	137	-8	1	0	1
Dmitri Khristich	61	9	12	21	12	2	3	0	2
Jeff Halpern	48	5	14	19	29	-9	0	0	4
Glen Metropolit	35	1	16	17	6	1	0	0	0
Washington	33	1	16	17	6	3	0	0	0
Ken Klee	68	8	8	16	38	4	2	0	3
Benoit Hogue	58	7	8	15	37	-5	0	0	1
Washington	9	0	1	1	4	2	0	0	0
Sylvain Cote	70	3	11	14	26	-15	1	0	2
Steve Konowalchuk	28	2	12	14	23	-2	0	0	0
Frantisek Kucera	56	1	13	14	12	7	0	0	0
*Matt Pettinger	61	7	3	10	44	-8	1	0	1
Brendan Witt	68	3	7	10	78	-1	0	0	0
Colin Forbes	38	5	3	8	15	-2	0	1	1
Joe Sacco	65	0	7	7	51	-13	0	0	0
Rob Zettler	49	1	4	5	56	3	0	0	0
*Stephen Peat	38	2	2	4	85	-1	0	0	0
*Ivan Ciernik	29	1	3	4	6	E	0	0	0
Washington	6	0	1	1	2	1	0	0	0
Jean-Francois Fortin	36	1	3	4	20	-1	0	0	0
Calle Johansson	11	2	0	2	8	-4	0	0	1
*Nolan Yonkman	11	1	0	1	4	3	0	0	0
Chris Ferraro	1	0	1	1	0	E	0	0	0
Peter Ferraro	4	0	1	1	0	-1	0	0	0
*Chris Corrinet	8	0	1	1	6	-4	0	0	0
Todd Rohloff	16	0	1	1	14	-2	0	0	0
Olie Kolzig	71	0	1	1	8	E	0	0	0
Patrick Boileau	2	0	0	0	2	-1	0	0	0
*Sebastien Charpentier	2	0	0	0	0	E	0	0	0
*Jakub Cutta	2	0	0	0	0	-3	0	0	0
Dean Melanson	4	0	0	0	4	1	0	0	0
*Brian Sutherby	7	0	0	0	2	-3	0	0	0
*Michael Farrell	8	0	0	0	0	-1	0	0	0
Craig Billington	17	0	0	0	0	E	0	0	0

Goaltender	GP	MIN	GA	SO	EN	GAA	W-L-T
Olie Kolzig	71	4,131	192	5	5	2.79	31-29-8
Craig Billington	17	710	36	0	2	3.04	4-5-3
*Sebastien Charpentier	2	122	5	0	0	2.46	1-1-0

\* Indicates rookie

Date	Opponent	Result	Record	Pts
10/6	New Jersey	W 6-1	1-0-0-0	2
10/8	@ Boston	L 0-4	1-1-0-0	2
10/10	@ NY Rangers	W 5-2	2-1-0-0	4
10/12	@ Anaheim	L 1-2	2-2-0-0	4
10/13	@ Phoenix	L 2-5	2-3-0-0	4
10/16	@ Los Angeles	W 3-2*	3-3-0-0	6
10/19	Montreal	W 4-1	4-3-0-0	8
10/20	@ Philadelphia	L 3-6	4-4-0-0	8
10/23	@ Tampa Bay	T 1-1*	4-4-1-0	9
10/24	@ Florida	W 4-3*	5-4-1-0	11
10/26	@ Atlanta	L 0-1	5-5-1-0	11
10/30	Philadelphia	L 0-3	5-6-1-0	11
11/2	Phoenix	T 2-2*	5-6-2-0	12
11/3	@ St. Louis	L 1-4	5-7-2-0	12
11/6	@ Toronto	L 2-4	5-8-2-0	12
11/8	Carolina	L 2-3	5-9-2-0	12
11/10	Atlanta	W 3-0	6-9-2-0	14
11/13	Ottawa	L 5-11	6-10-2-0	14
11/15	@ Philadelphia	L 0-5	6-11-2-0	14
11/17	Anaheim	W 4-1	7-11-2-0	16
11/21	Tampa Bay	W 3-2	8-11-2-0	18
11/23	NY Rangers	W 6-2	9-11-2-0	20
11/24	@ Montreal	L 3-5	9-12-2-0	20
11/27	@ NY Islanders	T 5-5*	9-12-3-0	21
11/28	Buffalo	L 2-5	9-13-3-0	21
11/30	Carolina	W 6-2	10-13-3-0	23
12/2	@ Carolina	W 4-3*	11-13-3-0	25
12/4	NY Rangers	W 5-2	12-13-3-0	27
12/6	@ Atlanta	T 3-3*	12-13-4-0	28
12/8	@ New Jersey	L 1-3	12-14-4-0	28
12/11	Pittsburgh	T 2-2*	12-14-5-0	29
12/13	Boston	W 2-1	13-14-5-0	31
12/15	Atlanta	W 5-2	14-14-5-0	33
12/19	@ Florida	L 2-5	14-15-5-0	33
12/21	@ Pittsburgh	L 3-4	14-16-5-0	33
12/22	Pittsburgh	T 4-4*	14-16-6-0	34
12/26	Philadelphia	L 1-4	14-17-6-0	34
12/28	@ Dallas	W 3-2*	15-17-6-0	36
12/30	Carolina	T 5-5*	15-17-7-0	37
1/1	NY Islanders	W 3-2	16-17-7-0	39
1/3	@ Ottawa	L 1-4	16-18-7-0	39
1/5	@ Boston	L 4-7	16-19-7-0	39
1/7	Florida	L 1-2	16-20-7-0	39
1/9	Columbus	W 6-3	17-20-7-0	41
1/11	Toronto	T 3-3*	17-20-8-0	42
1/12	@ Florida	W 1-0	18-20-8-0	44
1/14	Boston	W 1-0*	19-20-8-0	46
1/16	@ Montreal	L 0-2	19-21-8-0	46
1/18	@ Detroit	L 1-3	19-22-8-0	46
1/19	Vancouver	L 1-5	19-23-8-0	46
1/22	@ Atlanta	W 3-0	20-23-8-0	48
1/23	Montreal	L 3-5	20-24-8-0	48
1/26	@ NY Rangers	L 3-6	20-25-8-0	48
1/27	Buffalo	OTL 2-3*	20-25-8-1	49
1/30	St. Louis	L 1-4	20-26-8-1	49
2/6	Minnesota	W 2-1	21-26-8-1	51
2/8	@ Nashville	T 3-3*	21-26-9-1	52
2/9	@ Tampa Bay	W 4-2	22-26-9-1	54
2/11	Tampa Bay	W 3-1	23-26-9-1	56
2/26	Florida	W 4-3	24-26-9-1	58
2/28	San Jose	L 2-5	24-27-9-1	58
3/2	@ Ottawa	W 3-2*	25-27-9-1	60
3/4	Toronto	L 2-3	25-28-9-1	60
3/6	Calgary	W 3-2	26-28-9-1	62
3/8	@ Carolina	T 2-2*	26-28-10-1	63
3/10	Edmonton	W 4-2	27-28-10-1	65
3/12	Dallas	L 2-5	27-29-10-1	65
3/15	@ San Jose	L 4-5	27-30-10-1	65
3/16	@ Edmonton	L 1-4	27-31-10-1	65
3/19	@ Colorado	W 3-0	28-31-10-1	67
3/21	@ Toronto	W 4-3	29-31-10-1	69
3/23	@ Columbus	W 5-2	30-31-10-1	71
3/24	@ Pittsburgh	L 2-6	30-32-10-1	71
3/26	@ Buffalo	W 4-3	31-32-10-1	73
3/29	@ New Jersey	W 3-1	32-32-10-1	75
3/30	NY Islanders	W 4-2	33-32-10-1	77
4/3	Tampa Bay	W 4-1	34-32-10-1	79
4/5	Ottawa	T 0-0*	34-32-11-1	80
4/6	@ NY Islanders	L 4-5	34-33-11-1	80
4/9	Chicago	W 3-1	35-33-11-1	82
4/12	@ Buffalo	W 3-1	36-33-11-1	84
4/13	New Jersey	OTL 3-4*	36-33-11-2	85

\* Denotes overtime game

# 2000-01

# 41-27-10-4, 96 points

	W	L	T	OTL	PTS
Home	24	9	6	2	56
Away	17	18	4	2	40
1st Half	18	14	8	1	45
2nd Half	23	13	2	3	51
October	2	5	4	1	9
November	5	5	2	0	12
December	10	3	1	0	21
January	6	6	2	0	14
February	9	1	1	0	19
March	7	5	0	2	16
April	2	2	0	1	5

**Head Coach**  
Ron Wilson



**STEVE KONOWALCHUK**

Player	GP	G	A	PTS	PIM	+/-	PP	SH	GW
Adam Oates	81	13	69	82	28	-9	5	0	4
Peter Bondra	82	45	36	81	60	8	22	4	8
Sergei Gonchar	76	19	38	57	70	12	8	0	2
Ulf Dahlen	73	15	33	48	6	11	6	0	2
Steve Konowalchuk	82	24	23	47	87	8	6	0	5
Jeff Halpern	80	21	21	42	60	13	2	1	5
Dmitri Khristich	70	13	25	38	16	E	6	0	4
Washington	43	10	19	29	8	-8	4	0	4
Andrei Nikolishin	81	13	25	38	34	9	4	0	2
Trevor Linden	69	15	22	37	60	E	6	0	3
Washington	12	3	1	4	8	2	0	0	0
Calle Johansson	76	7	29	36	26	11	5	0	0
Richard Zednik	62	16	19	35	61	-2	4	0	3
Dainius Zubrus	61	13	13	26	37	-11	4	0	0
Washington	12	1	1	2	7	-4	1	0	0
Chris Simon	60	10	10	20	109	-12	4	0	2
Sylvain Cote	68	7	11	18	18	-3	1	1	1
Jan Bulis	39	5	13	18	26	E	1	0	0
Joe Sacco	69	7	7	14	48	4	0	0	0
Joe Reekie	74	2	9	11	77	14	0	0	1
Dmitri Mironov	36	3	5	8	6	-7	1	0	1
Jason Marshall	55	3	4	7	122	-13	2	1	1
Washington	5	0	0	0	17	-1	0	0	0
Brendan Witt	72	3	3	6	101	2	0	0	0
Ken Klee	54	2	4	6	60	-5	0	0	0
*Trent Whitfield	61	2	4	6	35	3	0	0	0
Glen Metropolit	15	1	5	6	10	-2	0	0	0
James Black	42	1	5	6	4	-3	0	0	0
Joe Murphy	14	1	5	6	20	-5	1	0	0
Matt Herr	22	2	3	5	17	3	0	0	1
Rob Zettler	29	0	4	4	55	E	0	0	0
Terry Yake	12	0	3	3	8	E	0	0	0
Olie Kolzig	72	0	2	2	14	E	0	0	0
Craig Billington	12	0	1	1	0	E	0	0	0
Craig Berube	22	0	1	1	18	-3	0	0	0
*Jakub Cutta	3	0	0	0	0	-1	0	0	0
*Kris Beech	4	0	0	0	2	-2	0	0	0
*Matt Pettinger	10	0	0	0	2	-1	0	0	0
Brantt Myhres	25	0	0	0	57	-5	0	0	0
Washington	5	0	0	0	29	E	0	0	0

Goaltender	GP	MIN	GA	SO	EN	GAA	W-L-T
Olie Kolzig	72	4,278	177	5	7	2.48	37-26-8
Craig Billington	12	660	27	0	0	2.45	3-5-2
Corey Hirsch	1	20	0	0	0	0.00	1-0-0

\* Indicates rookie

Date	Opponent	Result	Record	Pts
10/6	Los Angeles	L 1-4	0-1-0-0	0
10/7	@ Carolina	T 3-3*	0-1-1-0	1
10/11	@ Atlanta	T 3-3*	0-1-2-0	2
10/13	@ Nashville	L 1-3	0-2-2-0	2
10/15	@ Dallas	L 0-3	0-3-2-0	2
10/17	Colorado	OTL 3-4*	0-3-2-1	3
10/19	New Jersey	W 5-2	1-3-2-1	5
10/21	NY Islanders	T 4-4*	1-3-3-1	6
10/26	@ Boston	L 1-4	1-4-3-1	6
10/27	@ Columbus	L 1-3	1-5-3-1	6
10/29	@ Philadelphia	T 1-1*	1-5-4-1	7
10/31	Detroit	W 6-2	2-5-4-1	9
11/2	@ St. Louis	L 0-2	2-6-4-1	9
11/4	@ Florida	W 3-2	3-6-4-1	11
11/5	@ Tampa Bay	L 2-5	3-7-4-1	11
11/9	NY Rangers	L 3-5	3-8-4-1	11
11/12	Atlanta	T 2-2*	3-8-5-1	12
11/14	Phoenix	T 2-2*	3-8-6-1	13
11/17	Montreal	W 4-3	4-8-6-1	15
11/18	@ Philadelphia	L 3-5	4-9-6-1	15
11/22	Vancouver	W 3-2*	5-9-6-1	17
11/24	NY Islanders	W 1-0	6-9-6-1	19
11/25	@ Atlanta	L 1-2	6-10-6-1	19
11/29	Tampa Bay	W 4-1	7-10-6-1	21
12/1	Boston	W 3-2	8-10-6-1	23
12/2	@ Boston	W 2-0	9-10-6-1	25
12/6	@ NY Rangers	L 2-3	9-11-6-1	25
12/9	@ New Jersey	W 3-2	10-11-6-1	27
12/12	@ NY Islanders	W 3-2	11-11-6-1	29
12/14	Minnesota	W 2-1	12-11-6-1	31
12/16	Edmonton	W 4-0	13-11-6-1	33
12/18	San Jose	L 3-5	13-12-6-1	33
12/20	Buffalo	T 2-2*	13-12-7-1	34
12/21	@ Buffalo	W 3-1	14-12-7-1	36
12/23	Florida	W 5-3	15-12-7-1	38
12/27	@ Ottawa	W 5-1	16-12-7-1	40
12/29	@ New Jersey	L 2-4	16-13-7-1	40
12/30	Philadelphia	W 6-3	17-13-7-1	42
1/1	Atlanta	W 4-2	18-13-7-1	44
1/3	@ Pittsburgh	L 2-3	18-14-7-1	44
1/5	Boston	T 1-1*	18-14-8-1	45
1/6	@ Toronto	W 3-2	19-14-8-1	47
1/8	Pittsburgh	L 3-5	19-15-8-1	47
1/10	@ Minnesota	L 0-3	19-16-8-1	47
1/13	Atlanta	W 4-1	20-16-8-1	49
1/18	@ Ottawa	L 4-5	20-17-8-1	49
1/19	@ Chicago	L 1-3	20-18-8-1	49
1/23	@ Tampa Bay	W 5-2	21-18-8-1	51
1/24	Florida	W 2-1	22-18-8-1	53
1/27	@ Montreal	L 2-4	22-19-8-1	53
1/28	Philadelphia	W 4-2	23-19-8-1	55
1/30	Ottawa	T 1-1*	23-19-9-1	56
2/1	Toronto	W 5-4	24-19-9-1	58
2/7	@ Colorado	W 3-1	25-19-9-1	60
2/9	@ Anaheim	W 4-3	26-19-9-1	62
2/10	@ Los Angeles	W 4-3	27-19-9-1	64
2/13	@ Calgary	T 4-4*	27-19-10-1	65
2/14	@ Vancouver	W 4-3*	28-19-10-1	67
2/17	@ Montreal	W 6-3	29-19-10-1	69
2/21	Nashville	W 2-1	30-19-10-1	71
2/23	Montreal	W 3-1	31-19-10-1	73
2/24	@ Carolina	W 2-1	32-19-10-1	75
2/27	Chicago	L 2-3	32-20-10-1	75
3/1	Toronto	OTL 2-3*	32-20-10-2	76
3/3	Pittsburgh	W 4-3	33-20-10-2	78
3/6	@ NY Islanders	W 5-1	34-20-10-2	80
3/7	@ Pittsburgh	W 4-3	35-20-10-2	82
3/9	NY Rangers	W 5-3	36-20-10-2	84
3/11	Ottawa	W 6-5	37-20-10-2	86
3/13	Anaheim	L 0-2	37-21-10-2	86
3/15	Carolina	L 0-3	37-22-10-2	86
3/17	Buffalo	L 2-3	37-23-10-2	86
3/19	@ NY Rangers	L 3-6	37-24-10-2	86
3/23	@ Florida	L 1-4	37-25-10-2	86
3/24	@ Tampa Bay	W 3-2	38-25-10-2	88
3/28	Carolina	W 7-0	39-25-10-2	90
3/30	@ Carolina	OTL 3-4*	39-25-10-3	91
4/1	@ Detroit	OTL 1-2*	39-25-10-4	92
4/3	New Jersey	L 4-6	39-26-10-4	92
4/5	Florida	W 3-0	40-26-10-4	94
4/6	@ Buffalo	L 1-2	40-27-10-4	94
4/8	Tampa Bay	W 2-1	41-27-10-4	96

\* Denotes overtime game



# 1999-00

# 44-24-12-2, 102 points

	W	L	T	OTL	PTS
Home	26	5	8	2	62
Away	18	19	4	0	40
1st Half	17	16	7	1	42
2nd Half	27	8	5	1	60
October	2	6	2	0	6
November	7	3	2	1	17
December	4	6	2	0	10
January	11	1	2	0	24
February	8	4	2	0	18
March	10	2	1	1	22
April	2	2	1	0	5

**Head Coach**  
Ron Wilson



**CHRIS SIMON**

Player	GP	G	A	PTS	PIM	+/-	PP	SH	GW
Adam Oates	82	15	56	71	14	13	5	0	6
Sergei Gonchar	73	18	36	54	52	26	5	0	3
Chris Simon	75	29	20	49	146	11	7	0	5
Steve Konowalchuk	82	16	27	43	80	19	3	0	1
Peter Bondra	62	21	17	38	30	5	5	3	5
Ulf Dahlen	75	15	23	38	8	11	5	0	4
Richard Zednik	69	19	16	35	54	6	1	0	2
Calle Johansson	82	7	25	32	24	13	1	0	3
Jan Bulis	56	9	22	31	30	7	0	0	1
*Jeff Halpern	79	18	11	29	39	21	4	4	1
Joe Murphy	55	12	15	27	94	1	4	0	2
Washington	29	5	8	13	53	8	1	0	2
Andrei Nikolishin	76	11	14	25	28	6	0	2	2
Terry Yake	61	10	14	24	34	4	3	0	3
Washington	35	6	5	11	12	2	1	0	1
Joe Sacco	79	7	16	23	50	7	0	0	1
Dmitri Mironov	73	3	19	22	28	7	1	0	0
Ken Klee	80	7	13	20	79	8	0	0	2
*Glen Metropolit	30	6	13	19	4	5	1	0	1
James Black	49	8	9	17	6	-1	1	0	1
Jim McKenzie	61	4	5	9	64	-5	0	0	0
Washington	30	1	2	3	16	E	0	0	0
Brendan Witt	77	1	7	8	114	5	0	0	0
Joe Reekie	59	0	7	7	50	21	0	0	0
Jaroslav Svejksky	23	1	2	3	2	-7	1	0	0
Jeff Toms	20	1	2	3	4	-1	0	0	1
Mike Eagles	25	2	0	2	15	-7	0	0	1
*Alexei Tezikov	23	1	1	2	2	-2	1	0	1
Rob Zettler	12	0	2	2	19	-1	0	0	0
Olie Kolzig	73	0	2	2	6	E	0	0	0
*Miika Elomo	2	0	1	1	2	1	0	0	0
*Nolan Baumgartner	8	0	1	1	2	1	0	0	0
Barrie Moore	1	0	0	0	0	E	0	0	0
*Alexander Volchkov	3	0	0	0	0	-2	0	0	0
Jamie Huscroft	7	0	0	0	11	-5	0	0	0
Craig Billington	13	0	0	0	0	E	0	0	0

Goaltender	GP	MIN	GA	SO	EN	GAA	W-L-T
Olie Kolzig	73	4,371	163	5	1	2.24	41-20-11
Craig Billington	13	611	28	2	2	2.75	3-6-1

\* Indicates rookie

Date	Opponent	Result	Record	Pts
10/2	@ Florida	L 3-4	0-1-0-0	0
10/8	@ Buffalo	W 3-2	1-1-0-0	2
10/9	Los Angeles	T 2-2*	1-1-1-0	3
10/12	Philadelphia	W 5-4	2-1-1-0	5
10/16	San Jose	L 2-3	2-2-1-0	5
10/19	Anaheim	L 1-7	2-3-1-0	5
10/23	@ Phoenix	T 2-2*	2-3-2-0	6
10/26	@ Los Angeles	L 2-5	2-4-2-0	6
10/29	@ Anaheim	L 2-5	2-5-2-0	6
10/31	@ San Jose	L 1-2	2-6-2-0	6
11/3	Ottawa	W 3-1	3-6-2-0	8
11/5	Toronto	W 5-3	4-6-2-0	10
11/7	@ Carolina	L 2-3	4-7-2-0	10
11/9	Tampa Bay	W 2-1	5-7-2-0	12
11/11	NY Rangers	OTL 4-5*	5-7-2-1	13
11/13	New Jersey	W 4-2	6-7-2-1	15
11/17	Dallas	T 2-2*	6-7-3-1	16
11/19	Carolina	T 3-3*	6-7-4-1	17
11/20	@ Boston	W 3-0	7-7-4-1	19
11/24	@ Buffalo	L 2-5	7-8-4-1	19
11/26	Nashville	W 1-0	8-8-4-1	21
11/27	@ NY Islanders	W 4-3	9-8-4-1	23
11/29	@ Toronto	L 1-3	9-9-4-1	23
12/2	Boston	T 2-2	9-9-5-1	24
12/4	@ Florida	L 1-2	9-10-5-1	24
12/7	NY Islanders	W 4-2	10-10-5-1	26
12/9	@ Pittsburgh	L 0-3	10-11-5-1	26
12/13	Montreal	L 0-1	10-12-5-1	26
12/15	@ Atlanta	W 4-0	11-12-5-1	28
12/17	@ NY Rangers	W 3-2*	12-12-5-1	30
12/18	@ New Jersey	L 4-5	12-13-5-1	30
12/21	@ Edmonton	L 2-6	12-14-5-1	30
12/22	@ Vancouver	L 3-6	12-15-5-1	30
12/27	Chicago	T 2-2*	12-15-6-1	31
12/29	Pittsburgh	W 3-2*	13-15-6-1	33
1/1	St. Louis	T 1-1*	13-15-7-1	34
1/4	Montreal	W 6-1	14-15-7-1	36
1/6	@ Atlanta	L 1-3	14-16-7-1	36
1/8	Atlanta	W 3-0	15-16-7-1	38
1/12	@ Atlanta	W 5-2	16-16-7-1	40
1/14	@ New Jersey	W 3-2*	17-16-7-1	42
1/16	Ottawa	W 2-1	18-16-7-1	44
1/17	@ Tampa Bay	W 6-3	19-16-7-1	46
1/19	@ Florida	W 3-1	20-16-7-1	48
1/22	@ Toronto	T 5-5*	20-16-8-1	49
1/24	Tampa Bay	W 8-2	21-16-8-1	51
1/26	Calgary	W 2-1	22-16-8-1	53
1/28	Phoenix	W 3-2*	23-16-8-1	55
1/30	Philadelphia	W 2-0	24-16-8-1	57
2/1	@ Pittsburgh	L 2-3	24-17-8-1	57
2/3	Carolina	W 2-1	25-17-8-1	59
2/8	@ Boston	T 2-2*	25-17-9-1	60
2/10	@ Montreal	W 1-0	26-17-9-1	62
2/12	@ Nashville	W 4-2	27-17-9-1	64
2/13	@ Dallas	L 1-2	27-18-9-1	64
2/15	Colorado	W 2-1	28-18-9-1	66
2/18	@ Chicago	W 5-4	29-18-9-1	68
2/19	@ Philadelphia	L 2-4	29-19-9-1	68
2/21	@ Carolina	T 1-1*	29-19-10-1	69
2/23	Florida	W 3-2*	30-19-10-1	71
2/25	Boston	L 0-3	30-20-10-1	71
2/26	@ Montreal	W 3-0	31-20-10-1	73
2/28	@ NY Islanders	W 3-2	32-20-10-1	75
3/1	@ Tampa Bay	W 4-2	33-20-10-1	77
3/3	Detroit	T 2-2*	33-20-11-1	78
3/5	Buffalo	W 2-1	34-20-11-1	80
3/7	Florida	W 4-2	35-20-11-1	82
3/9	@ Philadelphia	L 1-3	35-21-11-1	82
3/11	New Jersey	W 4-2	36-21-11-1	84
3/15	NY Islanders	W 4-3	37-21-11-1	86
3/17	Carolina	W 4-2	38-21-11-1	88
3/19	Tampa Bay	W 5-2	39-21-11-1	90
3/20	@ St. Louis	L 1-2	39-22-11-1	90
3/23	@ NY Rangers	W 4-1	40-22-11-1	92
3/25	@ Ottawa	W 4-3	41-22-11-1	94
3/28	Atlanta	W 5-2	42-22-11-1	96
3/30	Pittsburgh	OTL 3-4*	42-22-11-2	97
4/1	Toronto	L 3-4	42-23-11-2	97
4/3	NY Rangers	W 4-1	43-23-11-2	99
4/4	@ Ottawa	L 0-4	43-24-11-2	99
4/7	@ Detroit	W 4-2	44-24-11-2	101
4/9	Buffalo	T 1-1*	44-24-12-2	102

\* Denotes overtime game

# 1998-99

	W	L	T	PTS
Home	16	23	2	34
Away	15	22	4	34
1st Half	16	22	3	35
2nd Half	15	23	3	33
October	3	3	3	9
November	4	8	0	8
December	4	8	0	8
January	5	7	1	11
February	9	4	1	19
March	4	8	1	9
April	2	7	0	4

**Head Coach**  
Ron Wilson



**SERGEI GONCHAR**

Player	GP	G	A	PTS	PIM	+/-	PP	SH	GW
Peter Bondra	66	31	24	55	56	-1	6	3	5
Adam Oates	59	12	42	54	22	-1	3	0	0
Joe Juneau	63	14	27	41	20	-3	2	1	3
Brian Bellows	76	17	19	36	26	-12	8	0	3
Andrei Nikolishin	73	8	27	35	28	E	0	1	1
Sergei Gonchar	53	21	10	31	57	1	13	1	3
James Black	75	16	14	30	14	5	1	1	3
Calle Johansson	67	8	21	29	22	10	2	0	2
Steve Konowalchuk	45	12	12	24	26	E	4	1	2
Jan Bulis	38	7	16	23	6	3	3	0	3
Ken Klee	78	7	13	20	80	-9	0	0	1
Richard Zednik	49	9	8	17	50	-6	1	0	2
Dmitri Mironov	46	2	14	16	80	-5	2	0	0
Jaroslav Svejksky	25	6	8	14	12	-2	4	0	2
Michal Pivonka	36	5	6	11	12	-6	2	0	0
Chris Simon	23	3	7	10	48	-4	0	0	0
Joe Reekie	73	0	10	10	68	11	0	0	0
Craig Berube	66	5	4	9	166	-7	0	0	0
*Benoit Gratton	16	4	3	7	16	-1	0	0	0
Brendan Witt	54	2	5	7	87	-6	0	0	0
Kelly Miller	62	2	5	7	29	-5	0	0	1
Mike Eagles	52	4	2	6	50	-5	0	0	0
Jeff Toms	21	1	5	6	2	E	0	0	0
Mark Tinordi	48	0	6	6	108	-6	0	0	0
Dale Hunter	50	0	5	5	102	-7	0	0	0
Enrico Ciccone	59	3	1	4	127	-7	0	0	0
Washington	43	2	0	2	103	-6	0	0	0
*Matt Herr	30	2	2	4	8	-7	1	0	0
Trevor Halverson	17	0	4	4	28	-5	0	0	0
Tom Chorske	19	0	3	3	6	-3	0	0	0
Washington	17	0	2	2	4	-4	0	0	0
Olie Kolzig	64	0	2	2	19	E	0	0	0
*Patrick Boileau	4	0	1	1	2	-4	0	0	0
Mike Rosati	1	0	0	0	0	E	0	0	0
Patrik Augusta	2	0	0	0	0	E	0	0	0
*Martin Brochu	2	0	0	0	2	E	0	0	0
Patrice Lefebvre	3	0	0	0	2	-2	0	0	0
Brad Shaw	4	0	0	0	4	E	0	0	0
*Nolan Baumgartner	5	0	0	0	0	-3	0	0	0
*Alexei Tezikov	5	0	0	0	0	-1	0	0	0
Stewart Malgunas	10	0	0	0	6	-5	0	0	0
Steve Poapst	22	0	0	0	8	-8	0	0	0
Rick Tabaracci	23	0	0	0	2	E	0	0	0

Goaltender	GP	MIN	GA	SO	EN	GAA	W-L-T
Olie Kolzig	64	3,586	154	4	5	2.58	26-31-3
Rick Tabaracci	23	1,193	50	2	3	2.51	4-12-3
Martin Brochu	2	120	6	0	0	3.00	0-2-0
Mike Rosati	1	28	0	0	0	0.00	1-0-0

\* Indicates rookie

# 31-45-6, 68 points

Date	Opponent	Result	Record	Pts
10/10	Anaheim	W 1-0	1-0-0	2
10/13	Detroit	L 2-3	1-1-0	2
10/16	Montreal	T 2-2*	1-1-1	3
10/18	@ Tampa Bay	W 4-1	2-1-1	5
10/21	Vancouver	L 1-2	2-2-1	5
10/23	@ Buffalo	W 1-0	3-2-1	7
10/24	Florida	T 2-2*	3-2-2	8
10/28	@ Edmonton	L 2-8	3-3-2	8
10/30	@ Calgary	T 0-0*	3-3-3	9
11/1	@ Vancouver	L 1-4	3-4-3	9
11/4	Tampa Bay	L 2-5	3-5-3	9
11/6	Carolina	L 2-3	3-6-3	9
11/7	@ Ottawa	W 8-5	4-6-3	11
11/12	Buffalo	L 0-2	4-7-3	11
11/14	@ NY Islanders	W 5-3	5-7-3	13
11/18	Toronto	W 4-1	6-7-3	15
11/20	Ottawa	L 1-4	6-8-3	15
11/21	@ Boston	L 4-5*	6-9-3	15
11/25	Pittsburgh	W 5-4	7-9-3	17
11/27	@ Dallas	L 0-4	7-10-3	17
11/28	@ St. Louis	L 2-4	7-11-3	17
12/1	New Jersey	L 0-4	7-12-3	17
12/4	NY Islanders	W 5-1	8-12-3	19
12/5	@ Philadelphia	L 1-2	8-13-3	19
12/9	@ Los Angeles	L 1-2	8-14-3	19
12/11	@ Anaheim	L 0-1	8-15-3	19
12/12	@ San Jose	L 1-2	8-16-3	19
12/17	@ Chicago	W 3-1	9-16-3	21
12/19	@ Pittsburgh	L 0-3	9-17-3	21
12/23	@ Florida	W 4-0	10-17-3	23
12/26	@ Nashville	L 1-3	10-18-3	23
12/28	Boston	W 5-1	11-18-3	25
12/30	New Jersey	L 2-3	11-19-3	25
1/1	Ottawa	L 3-4	11-20-3	25
1/2	@ Toronto	W 5-2	12-20-3	27
1/7	NY Rangers	W 5-1	13-20-3	29
1/9	@ New Jersey	W 3-2	14-20-3	31
1/11	NY Islanders	W 4-3	15-20-3	33
1/13	Philadelphia	L 0-3	15-21-3	33
1/15	Montreal	L 0-3	15-22-3	33
1/16	@ Carolina	W 3-2*	16-22-3	35
1/18	@ Montreal	T 4-4*	16-22-4	36
1/21	@ Philadelphia	L 1-4	16-23-4	36
1/26	NY Rangers	L 1-4	16-24-4	36
1/29	Los Angeles	L 3-6	16-25-4	36
1/30	@ Toronto	L 3-5	16-26-4	36
2/1	@ NY Rangers	W 3-1	17-26-4	38
2/3	Tampa Bay	W 10-1	18-26-4	40
2/5	Carolina	W 4-1	19-26-4	42
2/7	Buffalo	W 3-1	20-26-4	44
2/9	@ NY Islanders	W 2-1	21-26-4	46
2/12	@ New Jersey	W 3-2	22-26-4	48
2/13	@ Ottawa	L 1-2	22-27-4	48
2/15	@ Pittsburgh	L 3-7	22-28-4	48
2/18	@ Carolina	T 2-2*	22-28-5	49
2/20	San Jose	W 3-1	23-28-5	51
2/22	Toronto	W 4-3	24-28-5	53
2/24	Phoenix	L 1-2	24-29-5	53
2/27	@ Boston	L 3-4	24-30-5	53
2/28	Pittsburgh	W 4-3	25-30-5	55
3/2	@ Tampa Bay	W 8-2	26-30-5	57
3/4	NY Rangers	L 2-4	26-31-5	57
3/6	Edmonton	W 4-3	27-31-5	59
3/9	Colorado	L 2-3*	27-32-5	59
3/11	Florida	L 1-2	27-33-5	59
3/13	Calgary	L 4-5*	27-34-5	59
3/15	@ NY Rangers	T 1-1*	27-34-6	60
3/17	Dallas	W 2-1*	28-34-6	62
3/20	@ Montreal	W 1-0	29-34-6	64
3/21	Boston	L 1-4	29-35-6	64
3/25	@ Phoenix	L 2-4	29-36-6	64
3/26	@ Colorado	L 1-3	29-37-6	64
3/30	Nashville	L 2-3	29-38-6	64
4/1	Florida	W 5-3	30-38-6	66
4/3	@ Tampa Bay	L 3-4	30-39-6	66
4/5	@ Florida	W 3-0	31-39-6	68
4/7	St. Louis	L 2-4	31-40-6	68
4/8	@ New Jersey	L 0-1	31-41-6	68
4/10	Philadelphia	L 1-2	31-42-6	68
4/12	Chicago	L 2-4	31-43-6	68
4/14	@ Carolina	L 0-3	31-44-6	68
4/18	@ Buffalo	L 0-3	31-45-6	68

\* Denotes overtime game



# 1997-98

	W	L	T	PTS
Home	23	12	6	52
US Airways	5	3	2	12
MCI Center	18	9	4	40
Away	17	18	6	40
1st Half	18	15	8	44
2nd Half	22	15	4	48
October	7	4	2	16
November	6	6	2	14
December	4	5	4	12
January	9	2	2	20
February	0	4	1	1
March	8	7	0	16
April	6	2	1	13

## Head Coach

Ron Wilson



**CALLE JOHANSSON**

Player	GP	G	A	PTS	PIM	+/-	PP	SH	GW
Peter Bondra	76	52	26	78	44	14	11	5	13
Adam Oates	82	18	58	76	36	6	3	2	3
Calle Johansson	73	15	20	35	30	-11	10	1	1
Steve Konowalchuk	80	10	24	34	80	9	2	0	2
Joe Juneau	56	9	22	31	26	8	4	1	1
Phil Housley	64	6	25	31	24	10	4	1	0
Jeff Brown	60	4	24	28	32	5	4	0	0
Washington	9	0	6	6	6	4	0	0	0
*Richard Zednik	65	17	9	26	28	-2	2	0	2
Dale Hunter	82	8	18	26	103	1	0	0	1
Andrew Brunette	28	11	12	23	12	2	4	0	2
Sergei Gonchar	72	5	16	21	66	2	2	0	0
Esa Tikkanen	48	3	18	21	18	-11	1	0	2
Washington	20	2	10	12	2	-4	1	0	0
Mark Tinordi	47	8	9	17	39	9	0	1	0
Chris Simon	28	7	10	17	38	1	4	0	1
Andrei Nikolishin	38	6	10	16	14	1	1	0	1
*Jan Bulis	48	5	11	16	18	-5	0	0	0
Craig Berube	74	6	9	15	189	-3	0	0	0
Kelly Miller	76	7	7	14	41	-2	0	3	3
Todd Krygier	45	2	12	14	30	-3	0	0	1
Jeff Toms	46	4	6	10	15	-17	0	0	1
Washington	33	3	4	7	8	-11	0	0	1
Joe Reekie	68	2	8	10	70	15	0	0	1
Brian Bellows	11	6	3	9	6	-3	5	0	2
Michal Pivonka	33	3	6	9	20	5	0	0	1
Brendan Witt	64	1	7	8	112	-11	0	0	0
Ken Klee	51	4	2	6	46	-3	0	0	1
*Jaroslav Svejksky	17	4	1	5	10	-5	2	0	1
Mike Eagles	36	1	3	4	16	2	0	0	0
*Jan Benda	9	0	3	3	6	1	0	0	0
*Nolan Baumgartner	4	0	1	1	0	E	0	0	0
*Benoit Gratton	6	0	1	1	6	1	0	0	0
Bill Ranford	22	0	1	1	0	E	0	0	0
Olie Kolzig	64	0	1	1	12	E	0	0	0
Pat Peake	1	0	0	0	4	E	0	0	0
*Brad Church	2	0	0	0	0	E	0	0	0
*Dwayne Hay	2	0	0	0	2	E	0	0	0
*Ryan Mulhern	3	0	0	0	0	E	0	0	0
David Harlock	6	0	0	0	4	2	0	0	0
Stewart Malgunas	8	0	0	0	12	1	0	0	0

Goaltender	GP	MIN	GA	SO	EN	GAA	W-L-T
Olie Kolzig	64	3,788	139	5	5	2.20	33-18-10
Bill Ranford	22	1,183	55	0	3	2.79	7-12-2

\* Indicates rookie

# 40-30-12, 92 points

Date	Opponent	Result	Record	Pts
10/1	@ Toronto	W 4-1	1-0-0	2
10/3	Buffalo	W 6-2	2-0-0	4
10/4	New Jersey	W 4-1	3-0-0	6
10/8	@ NY Islanders	W 6-3	4-0-0	8
10/9	@ Buffalo	L 2-5	4-1-0	8
10/11	NY Islanders	W 3-1	5-1-0	10
10/15	@ Chicago	W 2-0	6-1-0	12
10/18	@ Montreal	W 3-2	7-1-0	14
10/22	@ Colorado	L 3-4	7-2-0	14
10/23	@ Phoenix	T 3-3*	7-2-1	15
10/25	@ St. Louis	L 2-5	7-3-1	15
10/29	Dallas	L 3-4	7-4-1	15
10/31	Philadelphia	T 2-2*	7-4-2	16
11/1	@ New Jersey	L 1-3	7-5-2	16
11/4	Vancouver	W 2-1	8-5-2	18
11/6	@ Boston	L 0-2	8-6-2	18
11/8	Edmonton	W 2-1	9-6-2	20
11/9	@ Florida	L 2-3	9-7-2	20
11/12	@ Pittsburgh	W 4-1	10-7-2	22
11/13	@ Buffalo	W 3-2	11-7-2	24
11/15	@ Montreal	W 3-2	12-7-2	26
11/18	Colorado	T 6-6*	12-7-3	27
11/22	San Jose	L 2-5	12-8-3	27
11/23	@ Florida	W 5-2	13-8-3	29
11/26	Montreal	L 5-6	13-9-3	29
11/27	@ Ottawa	L 1-3	13-10-3	29
11/29	@ Boston	T 1-1*	13-10-4	30
12/2	@ NY Rangers	W 3-2*	14-10-4	32
12/5	Florida	W 3-2*	15-10-4	34
12/7	@ Florida	L 4-5	15-11-4	34
12/10	@ San Jose	T 3-3*	15-11-5	35
12/12	@ Anaheim	L 4-6	15-12-5	35
12/13	@ Los Angeles	T 2-2*	15-12-6	36
12/16	NY Islanders	T 2-2*	15-12-7	37
12/18	Florida	L 0-4	15-13-7	37
12/20	@ Carolina	W 2-1	16-13-7	39
12/23	New Jersey	T 1-1*	16-13-8	40
12/26	Pittsburgh	L 1-4	16-14-8	40
12/27	Ottawa	L 0-3	16-15-8	40
12/29	St. Louis	W 4-2	17-15-8	42
1/1	Anaheim	W 3-2	18-15-8	44
1/3	NY Rangers	L 2-3	18-16-8	44
1/6	Toronto	W 5-3	19-16-8	46
1/8	@ NY Rangers	W 5-3	20-16-8	48
1/9	Philadelphia	W 4-1	21-16-8	50
1/11	@ Detroit	L 0-2	21-17-8	50
1/13	Ottawa	W 4-0	22-17-8	52
1/15	Chicago	W 3-2	23-17-8	54
1/21	@ Tampa Bay	W 3-2*	24-17-8	56
1/25	Boston	W 4-1	25-17-8	58
1/26	@ NY Rangers	T 2-2*	25-17-9	59
1/28	Pittsburgh	T 2-2*	25-17-10	60
1/31	@ Philadelphia	W 3-2*	26-17-10	62
2/1	Detroit	L 2-4	26-18-10	62
2/4	@ Pittsburgh	T 2-2*	26-18-11	63
2/7	Tampa Bay	L 3-4	26-19-11	63
2/25	Tampa Bay	L 3-4	26-20-11	63
2/28	@ Tampa Bay	L 2-5	26-21-11	63
3/1	Buffalo	L 0-3	26-22-11	63
3/3	Boston	L 0-3	26-23-11	63
3/5	@ Philadelphia	L 2-3	26-24-11	63
3/7	Florida	W 6-3	27-24-11	65
3/9	Calgary	W 5-2	28-24-11	67
3/12	@ NY Islanders	W 2-1	29-24-11	69
3/14	@ Ottawa	L 0-4	29-25-11	69
3/16	Phoenix	W 2-1	30-25-11	71
3/18	Carolina	W 1-0	31-25-11	73
3/20	New Jersey	W 2-0	32-25-11	75
3/21	@ New Jersey	L 2-3	32-26-11	75
3/25	@ Edmonton	L 2-4	32-27-11	75
3/26	@ Calgary	L 2-3	32-28-11	75
3/28	@ Vancouver	W 3-2	33-28-11	77
3/31	NY Islanders	W 5-2	34-28-11	79
4/2	Tampa Bay	W 4-1	35-28-11	81
4/4	Los Angeles	W 3-2	36-28-11	83
4/6	Montreal	T 2-2*	36-28-12	84
4/8	@ Dallas	L 1-2*	36-29-12	84
4/11	@ Philadelphia	L 3-4	36-30-12	84
4/13	@ NY Islanders	W 2-0	37-30-12	86
4/14	NY Rangers	W 3-1	38-30-12	88
4/18	@ Carolina	W 4-3	39-30-12	90
4/19	Carolina	W 2-1	40-30-12	92

\* Denotes overtime game

# 1996-97

	W	L	T	PTS
Home	19	17	5	43
Away	14	23	4	32
1st Half	17	20	4	38
2nd Half	16	20	5	37
October	4	6	0	8
November	9	5	1	19
December	2	9	2	6
January	5	5	2	12
February	4	6	2	10
March	6	7	1	13
April	3	2	1	7

**Head Coach**  
Jim Schoenfeld



**PETER BONDRA**

Player	GP	G	A	PTS	PIM	+/-	PP	SH	GW
Adam Oates	80	22	60	82	14	-5	3	2	5
Washington	17	4	8	12	4	-2	1	0	1
Peter Bondra	77	46	31	77	72	7	10	4	3
Dale Hunter	82	14	32	46	125	-2	3	0	5
Steve Konowalchuk	78	17	25	42	67	-3	2	1	3
Joe Juneau	58	15	27	42	8	-11	9	1	3
Rick Tocchet	53	21	19	40	98	-3	4	0	2
Washington	13	5	5	10	31	E	1	0	1
Phil Housley	77	11	29	40	24	-10	3	1	2
Sergei Gonchar	57	13	17	30	36	-11	3	0	3
Andrei Nikolishin	71	9	19	28	32	3	1	0	0
Washington	59	7	14	21	30	5	1	0	0
Kelly Miller	77	10	14	24	33	4	0	1	3
Sylvain Cote	57	6	18	24	28	11	2	0	0
Michal Pivonka	54	7	16	23	22	-15	2	0	1
Chris Simon	42	9	13	22	165	-1	3	0	1
Jason Allison	53	5	17	22	25	-3	1	0	1
Calle Johansson	65	6	11	17	16	-2	2	0	0
Todd Krygier	47	5	11	16	37	-10	1	0	1
*Andrew Brunette	53	4	7	11	12	-3	2	0	0
Ken Klee	80	3	8	11	115	-5	0	0	2
*Jaroslav Svejcky	19	7	3	10	4	-1	2	0	1
Joe Reekie	65	1	8	9	107	8	0	0	0
Mark Tinordi	56	2	6	8	118	3	0	0	0
Mike Eagles	70	1	7	8	42	-4	0	0	0
Craig Berube	80	4	3	7	218	-11	0	0	1
Anson Carter	19	3	2	5	7	E	1	0	1
Brendan Witt	44	3	2	5	88	-20	0	0	0
Keith Jones	11	2	3	5	13	-2	1	0	0
*Richard Zednik	11	2	1	3	4	-5	1	0	0
Kevin Kaminski	38	1	2	3	130	E	0	0	0
Eric Charron	25	1	1	2	20	1	0	0	0
Bill Ranford	55	0	1	1	7	E	0	0	0
*Patrick Boileau	1	0	0	0	0	E	0	0	0
Curtis Leschyshyn	2	0	0	0	2	E	0	0	0
Pat Peake	4	0	0	0	4	1	0	0	0
Stewart Malgunas	6	0	0	0	2	2	0	0	0
Stefan Ustorf	6	0	0	0	2	-3	0	0	0
Olie Kolzig	29	0	0	0	4	E	0	0	0
Jim Carey	40	0	0	0	6	E	0	0	0

Goaltender	GP	MIN	GA	SO	EN	GAA	W-L-T
Jim Carey	40	2,293	105	1	2	2.75	17-18-3
Olie Kolzig	29	1,645	71	2	6	2.59	8-15-4
Bill Ranford	18	1,009	46	0	1	2.74	8-7-2

\* Indicates rookie

# 33-40-9, 75 points

Date	Opponent	Result	Record	Pts
10/5	Chicago	L 2-5	0-1-0	0
10/8	@ Dallas	L 3-5	0-2-0	0
10/11	Tampa Bay	W 6-2	1-2-0	2
10/12	Los Angeles	L 3-4	1-3-0	2
10/18	Buffalo	L 1-4	1-4-0	2
10/19	@ Pittsburgh	L 1-2	1-5-0	2
10/23	@ NY Rangers	W 3-2	2-5-0	4
10/26	@ St. Louis	W 6-4	3-5-0	6
10/28	@ Colorado	L 0-1	3-6-0	6
10/30	Philadelphia	W 4-2	4-6-0	8
11/1	Pittsburgh	W 4-2	5-6-0	10
11/2	@ NY Islanders	L 1-6	5-7-0	10
11/6	@ Tampa Bay	W 2-1	6-7-0	12
11/7	@ Florida	L 2-4	6-8-0	12
11/9	NY Rangers	W 3-2	7-8-0	14
11/12	@ New Jersey	L 2-3*	7-9-0	14
11/14	@ Philadelphia	W 5-2	8-9-0	16
11/15	Montreal	W 3-1	9-9-0	18
11/18	@ Florida	W 4-2	10-9-0	20
11/19	Boston	T 2-2*	10-9-1	21
11/22	@ New Jersey	W 5-1	11-9-1	23
11/23	New Jersey	W 4-3	12-9-1	25
11/27	Ottawa	L 1-2	12-10-1	25
11/29	NY Islanders	L 0-2	12-11-1	25
11/30	@ Montreal	W 2-0	13-11-1	27
12/4	Detroit	L 0-2	13-12-1	27
12/6	Pittsburgh	L 3-5	13-13-1	27
12/7	@ NY Islanders	L 0-2	13-14-1	27
12/11	@ San Jose	L 2-3	13-15-1	27
12/13	@ Anaheim	L 4-5	13-16-1	27
12/14	@ Los Angeles	T 4-4*	13-16-2	28
12/17	@ Phoenix	L 3-4	13-17-2	28
12/20	San Jose	W 3-2	14-17-2	30
12/21	@ Boston	L 3-4	14-18-2	30
12/23	@ Tampa Bay	W 3-1	15-18-2	32
12/26	@ Detroit	L 4-5*	15-19-2	32
12/28	Florida	T 1-1*	15-19-3	33
12/30	@ Pittsburgh	L 3-5	15-20-3	33
1/1	Hartford	W 3-2*	16-20-3	35
1/3	Phoenix	W 3-0	17-20-3	37
1/4	@ Hartford	T 1-1*	17-20-4	38
1/9	NY Rangers	W 2-0	18-20-4	40
1/11	@ Philadelphia	T 3-3*	18-20-5	41
1/13	Toronto	W 6-3	19-20-5	43
1/15	@ Ottawa	L 1-5	19-21-5	43
1/20	@ Boston	W 3-2	20-21-5	45
1/22	NY Rangers	L 3-5	20-22-5	45
1/24	Dallas	L 2-5	20-23-5	45
1/26	Edmonton	L 1-3	20-24-5	45
1/29	Philadelphia	L 1-2	20-25-5	45
2/1	@ Florida	W 3-1	21-25-5	47
2/2	@ Buffalo	T 2-2*	21-25-6	48
2/7	@ Calgary	L 2-5	21-26-6	48
2/9	@ Edmonton	L 1-4	21-27-6	48
2/11	@ Vancouver	W 5-2	22-27-6	50
2/14	Tampa Bay	W 5-4*	23-27-6	52
2/15	@ Tampa Bay	L 1-4	23-28-6	52
2/18	Ottawa	L 1-6	23-29-6	52
2/22	@ Hartford	L 0-2	23-30-6	52
2/24	Boston	T 3-3*	23-30-7	53
2/26	@ Toronto	W 3-1	24-30-7	55
2/28	Anaheim	L 1-4	24-31-7	55
3/2	NY Islanders	L 0-2	24-32-7	55
3/4	Calgary	W 2-1	25-32-7	57
3/6	Colorado	W 6-3	26-32-7	59
3/9	@ Philadelphia	L 0-5	26-33-7	59
3/11	Vancouver	W 4-1	27-33-7	61
3/12	@ NY Rangers	L 2-3	27-34-7	61
3/15	@ New Jersey	L 2-3	27-35-7	61
3/16	Hartford	W 5-3	28-35-7	63
3/19	New Jersey	T 2-2*	28-35-8	64
3/21	Buffalo	L 1-4	28-36-8	64
3/22	@ Montreal	W 3-1	29-36-8	66
3/25	St. Louis	W 3-2	30-36-8	68
3/26	@ Chicago	L 3-5	30-37-8	68
3/29	Philadelphia	L 3-5	30-38-8	68
4/1	New Jersey	L 0-1	30-39-8	68
4/3	@ Ottawa	L 0-4	30-40-8	68
4/6	Florida	T 3-3*	30-40-9	69
4/10	Montreal	W 3-2	31-40-9	71
4/12	NY Islanders	W 6-2	32-40-9	73
4/13	@ Buffalo	W 8-3	33-40-9	75

\* Denotes overtime game





# 1995-96

# 39-32-11, 89 points

	W	L	T	PTS
Home	21	15	5	47
Away	18	17	6	42
1st Half	20	17	4	44
2nd Half	19	15	7	45
October	7	3	0	14
November	4	8	2	10
December	7	4	1	15
January	5	6	2	12
February	6	4	3	15
March	7	4	3	17
April	3	3	0	6

**Head Coach**  
Jim Schoenfeld



**JIM CAREY**

Player	GP	G	A	PTS	PIM	+/-	PP	SH	GW
Michal Pivonka	73	16	65	81	36	18	6	2	5
Peter Bondra	67	52	28	80	40	18	11	4	7
Joe Juneau	80	14	50	64	30	-3	7	2	2
Todd Krygier	76	15	33	48	82	-1	3	1	0
Washington	16	6	5	11	12	8	1	0	0
Steve Konowalchuk	70	23	22	45	92	13	7	1	3
Keith Jones	68	18	23	41	103	8	5	0	2
Sergei Gonchar	78	15	26	41	60	25	4	0	4
Sylvain Cote	81	5	33	38	40	5	3	0	2
Dale Hunter	82	13	24	37	112	5	4	0	3
Pat Peake	62	17	19	36	46	7	8	0	3
Calle Johansson	78	10	25	35	50	13	4	0	0
Kelly Miller	74	7	13	20	30	7	0	2	1
*Stefan Ustorf	48	7	10	17	14	8	0	0	1
Mark Tinordi	71	3	10	13	113	26	2	0	0
Craig Berube	50	2	10	12	151	1	1	0	1
*Ken Klee	66	8	3	11	60	-1	0	1	2
Mike Eagles	70	4	7	11	75	-1	0	0	0
Joe Reekie	78	3	7	10	149	7	0	0	0
*Jeff Nelson	33	0	7	7	16	3	0	0	0
*Andrew Brunette	11	3	3	6	0	5	0	0	1
Jim Johnson	66	2	4	6	34	-3	0	0	0
*Brendan Witt	48	2	3	5	85	-4	0	0	1
*Martin Gendron	20	2	1	3	8	-5	0	0	0
Kevin Kaminski	54	1	2	3	164	-1	0	0	0
*Jason Allison	19	0	3	3	2	-3	0	0	0
Steve Poapst	3	1	0	1	0	-1	0	0	1
Eric Charron	18	0	1	1	22	-3	0	0	0
Washington	4	0	1	1	4	3	0	0	0
Stewart Malgunas	30	0	1	1	32	-10	0	0	0
Washington	1	0	0	0	0	E	0	0	0
Jim Carey	71	0	1	1	6	E	0	0	0
*Nolan Baumgartner	1	0	0	0	0	-1	0	0	0
*Richard Zednik	1	0	0	0	0	E	0	0	0
Denis Chasse	3	0	0	0	5	-1	0	0	0
Olie Kolzig	18	0	0	0	2	E	0	0	0
Goaltender	GP	MIN	GA	SO	EN	GAA	W-L-T		
Jim Carey	71	4,069	153	9	4	2.26	35-24-9		
Olie Kolzig	18	897	46	0	1	3.08	4-8-2		

\* Indicates rookie

Date	Opponent	Result	Record	Pts
10/7	St. Louis	W 4-1	1-0-0	2
10/11	@ Philadelphia	L 1-2	1-1-0	2
10/13	Colorado	W 3-1	2-1-0	4
10/14	Tampa Bay	W 2-0	3-1-0	6
10/17	@ Dallas	W 4-3	4-1-0	8
10/18	@ Colorado	L 2-4	4-2-0	8
10/20	Los Angeles	L 4-7	4-3-0	8
10/26	@ Boston	W 4-2	5-3-0	10
10/28	@ Tampa Bay	W 4-2	6-3-0	12
10/29	@ St. Louis	W 3-1	7-3-0	14
11/1	Montreal	W 5-2	8-3-0	16
11/3	Florida	L 2-3	8-4-0	16
11/4	@ NY Islanders	W 3-2	9-4-0	18
11/7	Boston	L 3-4	9-5-0	18
11/10	@ Toronto	L 1-6	9-6-0	18
11/11	Chicago	L 1-4	9-7-0	18
11/14	Philadelphia	T 2-2*	9-7-1	19
11/17	Pittsburgh	L 2-3	9-8-1	19
11/18	@ Pittsburgh	L 0-3	9-9-1	19
11/21	San Jose	W 3-2	10-9-1	21
11/24	Tampa Bay	L 1-2	10-10-1	21
11/25	@ Hartford	W 4-2	11-10-1	23
11/29	@ Anaheim	T 2-2*	11-10-2	24
11/30	@ Los Angeles	L 2-3	11-11-2	24
12/2	@ San Jose	L 3-5	11-12-2	24
12/5	Florida	L 3-4	11-13-2	24
12/8	@ Buffalo	T 2-2*	11-13-3	25
12/10	@ Winnipeg	W 6-1	12-13-3	27
12/14	NY Islanders	W 4-3*	13-13-3	29
12/16	NY Rangers	W 3-2	14-13-3	31
12/18	@ NY Rangers	L 0-3	14-14-3	31
12/22	Edmonton	W 6-3	15-14-3	33
12/23	@ NY Islanders	L 1-3	15-15-3	33
12/26	Montreal	W 4-0	16-15-3	35
12/28	@ Florida	W 5-4	17-15-3	37
12/30	Hartford	W 3-0	18-15-3	39
1/1	Pittsburgh	W 4-2	19-15-3	41
1/3	@ Hartford	L 0-2	19-16-3	41
1/5	NY Rangers	T 4-4*	19-16-4	42
1/6	@ New Jersey	L 1-3	19-17-4	42
1/11	Ottawa	W 6-1	20-17-4	44
1/13	Detroit	L 2-4	20-18-4	44
1/16	Winnipeg	T 1-1*	20-18-5	45
1/17	@ Chicago	W 3-2	21-18-5	47
1/23	Florida	L 4-5	21-19-5	47
1/25	@ New Jersey	L 1-3	21-20-5	47
1/26	Buffalo	W 1-0	22-20-5	49
1/28	Philadelphia	W 3-2*	23-20-5	51
1/31	@ Montreal	L 3-5	23-21-5	51
2/1	@ Ottawa	W 4-2	24-21-5	53
2/3	NY Islanders	W 6-5*	25-21-5	55
2/7	@ Edmonton	W 2-1	26-21-5	57
2/8	@ Calgary	T 4-4*	26-21-6	58
2/10	@ Vancouver	T 4-4*	26-21-7	59
2/13	Calgary	W 3-2	27-21-7	61
2/15	@ Detroit	L 3-4	27-22-7	61
2/16	Toronto	W 4-3	28-22-7	63
2/18	@ New Jersey	L 0-3	28-23-7	63
2/22	@ Philadelphia	L 3-5	28-24-7	63
2/24	New Jersey	L 1-2	28-25-7	63
2/27	@ NY Rangers	W 5-3	29-25-7	65
2/29	@ Florida	T 2-2*	29-25-8	66
3/2	@ Boston	W 2-0	30-25-8	68
3/3	Philadelphia	W 3-0	31-25-8	70
3/9	NY Rangers	L 1-6	31-26-8	70
3/10	@ Tampa Bay	L 0-1	31-27-8	70
3/12	Vancouver	W 9-0	32-27-8	72
3/15	Boston	L 2-5	32-28-8	72
3/17	Dallas	W 2-1	33-28-8	74
3/19	Anaheim	L 1-2	33-29-8	74
3/21	@ Tampa Bay	T 3-3*	33-29-9	75
3/23	Hartford	T 2-2*	33-29-10	76
3/26	@ NY Islanders	W 7-1	34-29-10	78
3/27	@ Montreal	W 1-0*	35-29-10	80
3/29	Ottawa	W 5-0	36-29-10	82
3/31	Tampa Bay	T 1-1*	36-29-11	83
4/3	@ Buffalo	W 5-1	37-29-11	85
4/4	@ Pittsburgh	L 2-4	37-30-11	85
4/6	@ Ottawa	W 4-3	38-30-11	87
4/10	@ NY Rangers	W 4-1	39-30-11	89
4/11	New Jersey	L 2-3	39-31-11	89
4/13	Buffalo	L 2-3	39-32-11	89

\* Postponed from January 8 due to snow

\* Denotes overtime game

# 1994-95

# 22-18-8, 52 points

	W	L	T	PTS
Home	15	6	3	33
Away	7	12	5	19
1st Half	8	10	6	22
2nd Half	14	8	2	30
January	1	3	1	3
February	2	7	4	8
March	11	2	2	24
April	7	6	1	15
May	1	0	0	2

**Head Coach**  
Jim Schoenfeld



**SYLVAIN COTE**

Player	GP	G	A	PTS	PIM	+/-	PP	SH	GW
Peter Bondra	47	34	9	43	24	9	12	6	3
Joe Juneau	44	5	38	43	8	-1	3	0	0
Michal Pivonka	46	10	23	33	50	3	4	2	2
Calle Johansson	46	5	26	31	35	-6	4	0	2
Dimitri Khristich	48	12	14	26	41	E	8	0	2
Steve Konowalchuk	46	11	14	25	44	7	3	3	3
Kelly Miller	48	10	13	23	6	5	2	0	1
Dale Hunter	45	8	15	23	101	-4	3	0	1
Keith Jones	40	14	6	20	65	-2	1	0	4
Sylvain Cote	47	5	14	19	53	2	1	0	2
Jim Johnson	47	0	13	13	43	6	0	0	0
Mark Tinordi	42	3	9	12	71	-5	2	0	1
Dave Poulin	29	4	5	9	10	2	0	2	0
Mike Eagles	40	3	4	7	48	-11	0	0	0
Washington	13	1	3	4	8	2	0	0	0
*Sergei Gonchar	31	2	5	7	22	4	0	0	0
Joe Reekie	48	1	6	7	97	10	0	0	0
Craig Berube	43	2	4	6	173	-5	0	0	0
Rob Pearson	32	0	6	6	96	-6	0	0	0
Igor Ulanov	22	1	4	5	29	1	0	0	0
*Ken Klee	23	3	1	4	41	2	0	0	0
Pat Peake	18	0	4	4	12	-6	0	0	0
*Martin Gendron	8	2	1	3	2	3	0	0	0
*Jason Allison	12	2	1	3	6	-3	2	0	0
John Slaney	16	0	3	3	6	-3	0	0	0
*Kevin Kaminski	27	1	1	2	102	-6	0	0	1
*Jeff Nelson	10	1	0	1	2	-2	0	0	0
*Byron Dafoe	4	0	0	0	0	E	0	0	0
*Olie Kolzig	14	0	0	0	4	E	0	0	0
*Jim Carey	28	0	0	0	0	E	0	0	0
Randy Burrridge	2	0	0	0	2	E	0	0	0
Rick Tabaracci	8	0	1	1	2	E	0	0	0

Goaltender	GP	MIN	GA	SO	EN	GAA	W-L-T
*Jim Carey	28	1,604	57	4	2	2.13	18-6-3
Rick Tabaracci	8	394	16	0	0	2.44	1-3-2
*Olie Kolzig	14	724	30	0	4	2.49	2-8-2
*Byron Dafoe	4	187	11	0	0	3.53	1-1-1

\* Indicates rookie

Date	Opponent	Result	Record	Pts
1/21	@ Hartford	T 1-1*	0-0-1	1
1/24	@ Quebec	L 1-5	0-1-1	1
1/25	@ Montreal	L 0-2	0-2-1	1
1/27	NY Islanders	W 5-2	1-2-1	3
1/29	Pittsburgh	L 1-4	1-3-1	3
2/2	Buffalo	L 0-1	1-4-1	3
2/4	Florida	W 3-2	2-4-1	5
2/7	@ Buffalo	L 1-2	2-5-1	5
2/8	@ NY Rangers	L 4-5	2-6-1	5
2/11	@ Boston	T 1-1*	2-6-2	6
2/13	@ Philadelphia	L 3-5	2-7-2	6
2/15	@ New Jersey	L 2-4	2-8-2	6
2/18	Quebec	W 4-2	3-8-2	8
2/20	New Jersey	L 0-2	3-9-2	8
2/23	@ Ottawa	T 5-5*	3-9-3	9
2/25	@ New Jersey	T 3-3*	3-9-4	10
2/26	Tampa Bay	T 1-1*	3-9-5	11
2/28	@ Philadelphia	L 2-4	3-10-5	11
3/2	@ NY Islanders	W 4-3	4-10-5	13
3/4	Montreal	W 5-1	5-10-5	15
3/5	NY Rangers	W 4-2	6-10-5	17
3/7	@ Boston	W 3-1	7-10-5	19
3/10	Ottawa	T 2-2*	7-10-6	20
3/12	Tampa Bay	W 3-1	8-10-6	22
3/13	@ Tampa Bay	W 3-0	9-10-6	24
3/16	@ Florida	L 1-5	9-11-6	24
3/18	NY Rangers	W 4-1	10-11-6	26
3/20	@ Hartford	W 5-0	11-11-6	28
3/21	Ottawa	W 1-0	12-11-6	30
3/25	Philadelphia	T 2-2*	12-11-7	31
3/26	Hartford	L 3-4*	12-12-7	31
3/29	@ Tampa Bay	W 4-2	13-12-7	33
3/31	Quebec	W 6-4	14-12-7	35
4/2	Boston	W 2-1	15-12-7	37
4/4	@ NY Islanders	W 5-4	16-12-7	39
4/8	Philadelphia	L 1-3	16-13-7	39
4/11	@ Pittsburgh	L 1-3	16-14-7	39
4/12	New Jersey	L 1-2	16-15-7	39
4/14	Florida	W 3-0	17-15-7	41
4/16	@ Quebec	L 2-4	17-16-7	41
4/17	@ Montreal	L 2-5	17-17-7	41
4/21	Hartford	W 6-3	18-17-7	43
4/22	@ Pittsburgh	W 2-1	19-17-7	45
4/24	@ NY Rangers	L 4-5	19-18-7	45
4/26	NY Islanders	W 6-5	20-18-7	47
4/28	Buffalo	W 5-1	21-18-7	49
4/30	@ Florida	T 2-2*	21-18-8	50
5/2	Pittsburgh	W 7-2	22-18-8	52

\* Denotes overtime game



# 1993-94

	W	L	T	PTS
Home	17	15	9	43
Away	21	19	1	43
Neutral	1	1	0	2
1st Half	19	19	4	42
2nd Half	20	16	6	46
October	6	7	0	12
November	4	6	1	9
December	7	4	2	16
January	5	7	1	11
February	9	2	2	20
March	4	6	4	12
April	4	3	0	8

## Head Coach

Terry Murray 20-23-4

Jim Schoenfeld (Jan. 27) 19-12-6



**KELLY MILLER**

Player	GP	G	A	PTS	PIM	+/-	PP	SH	GW
Joe Juneau	74	19	66	85	41	11	6	0	2
Washington	11	5	8	13	6	E	2	0	0
Mike Ridley	81	26	44	70	24	15	10	2	4
Dimitri Khristich	83	29	29	58	73	-2	10	0	4
Sylvain Cote	84	16	35	51	66	30	3	2	2
Michal Pivonka	82	14	36	50	38	2	5	0	4
Al Iafate	67	10	35	45	143	10	4	0	3
Peter Bondra	69	24	19	43	40	22	4	0	2
Randy Burridge	78	25	17	42	73	-1	8	1	5
Calle Johansson	84	9	33	42	59	3	4	0	1
Kevin Hatcher	72	16	24	40	108	-13	6	0	3
Kelly Miller	84	14	25	39	32	8	0	1	3
Dale Hunter	52	9	29	38	131	-4	1	0	1
Keith Jones	68	16	19	35	149	4	5	0	1
Todd Krygier	66	12	18	30	60	-4	0	1	3
*Pat Peake	49	11	18	29	39	1	3	0	1
Steve Konowalchuk	62	12	14	26	33	9	0	0	0
Dave Poulin	63	6	19	25	52	-1	0	1	0
Joe Reekie	85	1	16	17	156	15	0	0	0
Washington	12	0	5	5	29	7	0	0	0
*John Slaney	47	7	9	16	27	3	3	0	1
Craig Berube	84	7	7	14	305	-4	0	0	0
Alan May	43	4	7	11	97	-2	0	0	0
Shawn Anderson	50	0	9	9	12	-1	0	0	0
Jim Johnson	61	0	7	7	63	-7	0	0	0
Washington	8	0	0	0	12	-1	0	0	0
*Kevin Kaminski	13	0	5	5	87	2	0	0	0
Jason Woolley	10	1	2	3	4	2	0	0	0
Pat Elynuik	4	1	1	2	0	-3	1	0	0
Enrico Ciccone	46	1	1	2	174	-2	0	0	0
*Todd Nelson	2	1	0	1	2	1	1	0	1
Brian Curran	26	1	0	1	61	-2	0	0	0
*Jason Allison	2	0	1	1	0	1	0	0	0
Don Beaupre	53	0	1	1	16	E	0	0	0
Tim Bergland	3	0	0	0	4	-1	0	0	0
*Byron Dafoe	5	0	0	0	0	E	0	0	0
Keith Acton	6	0	0	0	21	-4	0	0	0
*Olie Kolzig	7	0	0	0	0	E	0	0	0
Rick Tabaracci	32	0	0	0	6	E	0	0	0

## Goaltender

Player	GP	MIN	GA	SO	EN	GAA	W-L-T
Don Beaupre	53	2,853	135	2	3	2.84	24-16-8
Rick Tabaracci	32	1,770	91	2	0	3.08	13-14-2
*Byron Dafoe	5	230	13	0	0	3.39	2-2-0
*Olie Kolzig	7	224	20	0	1	5.36	0-3-0

\* Indicates rookie

# 39-35-10, 88 points

Date	Opponent	Result	Record	Pts
10/6	@ Winnipeg	L 4-6	0-1-0	0
10/8	New Jersey	L 3-6	0-2-0	0
10/9	@ New Jersey	L 4-6	0-3-0	0
10/11	@ NY Rangers	L 2-5	0-4-0	0
10/13	@ Toronto	L 1-7	0-5-0	0
10/15	Philadelphia	L 0-3	0-6-0	0
10/16	Buffalo	W 4-3	1-6-0	2
10/22	Los Angeles	W 6-3	2-6-0	4
10/24	@ Edmonton	W 3-2*	3-6-0	6
10/25	@ Calgary	L 2-3*	3-7-0	6
10/27	@ Vancouver	W 4-2	4-7-0	8
10/29	@ Anaheim	W 5-2	5-7-0	10
10/30	@ San Jose	W 4-2	6-7-0	12
11/5	Vancouver	W 3-2	7-7-0	14
11/9	Quebec	W 2-1	8-7-0	16
11/11	@ Tampa Bay	W 4-1	9-7-0	18
11/13	NY Rangers	L 0-2	9-8-0	18
11/16	San Jose	L 1-2	9-9-0	18
11/18	@ Pittsburgh	L 2-3	9-10-0	18
11/20	@ Florida	L 3-4	9-11-0	18
11/24	St. Louis	W 5-2	10-11-0	20
11/26	Pittsburgh	T 4-4*	10-11-1	21
11/28	@ NY Rangers	L 1-3	10-12-1	21
11/30	@ NY Islanders	L 4-6	10-13-1	21
12/3	Montreal	T 2-2*	10-13-2	22
12/4	@ Ottawa	W 6-1	11-13-2	24
12/7	Hartford	L 1-6	11-14-2	24
12/9	@ Philadelphia	W 4-2	12-14-2	26
12/11	@ Montreal	W 5-3	13-14-2	28
12/13	@ Quebec	L 3-5	13-15-2	28
12/17	Ottawa	W 11-2	14-15-2	30
12/18	@ Hartford	L 1-4	14-16-2	30
12/21	@ Philadelphia	W 4-1	15-16-2	32
12/23	NY Rangers	L 0-1	15-17-2	32
12/26	Pittsburgh	W 7-3	16-17-2	34
12/28	Florida	T 3-3*	16-17-3	35
12/30	Anaheim	W 3-0	17-17-3	37
1/1	Tampa Bay	T 5-5*	17-17-4	38
1/2	@ Boston	L 2-8	17-18-4	38
1/8	Chicago	W 4-1	18-18-4	40
1/9	@ New Jersey	W 4-0	19-18-4	42
1/11	Toronto	L 1-2	19-19-4	42
1/14	New Jersey	L 2-5	19-20-4	42
1/15	@ Quebec	W 4-0	20-20-4	44
1/17	@ Montreal	L 1-3	20-21-4	44
1/19	@ Florida	L 1-5	20-22-4	44
1/25	Boston	L 1-3	20-23-4	44
1/27	@ Buffalo	L 2-7	20-24-4	44
1/29	@ Philadelphia	W 4-2	21-24-4	46
1/30	Detroit	W 6-3	22-24-4	48
2/2 #	Philadelphia	W 5-2	23-24-4	50
2/4	Montreal	L 0-4	23-25-4	50
2/5	Tampa Bay	W 6-3	24-25-4	52
2/7	@ NY Rangers	W 4-1	25-25-4	54
2/10	@ St. Louis	W 4-3	26-25-4	56
2/12	@ Los Angeles	W 6-1	27-25-4	58
2/15	Edmonton	T 2-2*	27-25-5	59
2/18	NY Islanders	W 3-1	28-25-5	61
2/20	Buffalo	T 3-3*	28-25-6	62
2/21	@ NY Islanders	L 0-4	28-26-6	62
2/24	@ Florida	W 2-1	29-26-6	64
2/26	Florida	W 4-2	30-26-6	66
2/27	@ Hartford	W 3-1	31-26-6	68
3/1	Tampa Bay	L 3-4	31-27-6	68
3/4	Philadelphia	T 3-3*	31-27-7	69
3/6	Calgary	T 4-4*	31-27-8	70
3/7	@ Boston	L 3-6	31-28-8	70
3/9 ##	NY Rangers	L 5-7	31-29-8	70
3/12	Quebec	L 3-4	31-30-8	70
3/15	@ Pittsburgh	W 5-4*	32-30-8	72
3/18	@ Dallas	L 2-6	32-31-8	72
3/20	@ Tampa Bay	W 3-0	33-31-8	74
3/22	Hartford	W 4-1	34-31-8	76
3/25	@ Detroit	T 2-2*	34-31-9	77
3/27	Boston	L 4-6	34-32-9	77
3/29	NY Islanders	T 2-2*	34-32-10	78
3/31	@ Chicago	W 6-3	35-32-10	80
4/1	New Jersey	W 2-1	36-32-10	82
4/3	Dallas	L 3-6	36-33-10	82
4/5	NY Islanders	L 3-4*	36-34-10	82
4/6	@ Ottawa	L 5-6	36-35-10	82
4/9	Ottawa	W 8-4	37-35-10	84
4/12	Winnipeg	W 4-3	38-35-10	86
4/14	@ Buffalo	W 3-2	39-35-10	88

# Cleveland, Ohio

## Halifax, Nova Scotia

\* Denotes overtime game

# 1992-93

	W	L	T	PTS
Home	20	15	6	46
Away	21	19	1	43
Neutral	2	0	0	4
1st Half	21	17	4	46
2nd Half	22	17	3	47
October	4	8	0	8
November	7	5	2	16
December	9	3	1	19
January	5	5	3	13
February	7	3	0	14
March	7	6	1	15
April	4	4	0	8

**Head Coach**  
Terry Murray



**MIKE RIDLEY**

Player	GP	G	A	PTS	PIM	+/-	PP	SH	GW
Peter Bondra	83	37	48	85	70	8	10	0	7
Mike Ridley	84	26	56	82	44	5	6	2	3
Kevin Hatcher	83	34	45	79	114	-7	13	1	6
Dale Hunter	84	20	59	79	198	3	10	0	2
Michal Pivonka	69	21	53	74	66	14	6	1	5
Dimitri Khristich	64	31	35	66	28	29	9	1	1
Al Iafate	81	25	41	66	169	15	11	1	4
Pat Elynuik	80	22	35	57	66	3	8	0	1
Sylvain Cote	77	21	29	50	34	28	8	2	3
Kelly Miller	84	18	27	45	32	-2	3	0	3
Calle Johansson	77	7	38	45	56	3	6	0	0
Bob Carpenter	68	11	17	28	65	-16	2	0	0
*Keith Jones	71	12	14	26	124	18	0	0	3
Todd Krygier	77	11	12	23	60	-13	0	2	0
Paul Cavallini	82	6	12	18	56	6	1	0	0
Washington	71	5	8	13	46	3	0	0	0
Paul MacDermid	72	9	8	17	80	-13	1	0	3
Alan May	83	6	10	16	268	1	0	0	1
*Steve Konowalchuk	36	4	7	11	16	4	1	0	1
Shawn Anderson	60	2	6	8	18	-2	1	0	0
*Reggie Savage	16	2	3	5	12	-4	2	0	0
Jim Hrivnak	27	0	3	3	0	E	0	0	0
Kevin Miller	10	0	3	3	35	-4	0	0	0
Jeff Greenlaw	16	1	1	2	18	-3	0	0	0
*Jason Woolley	26	0	2	2	10	3	0	0	0
Don Beaupre	58	0	1	1	20	E	0	0	0
*Brad Schlegel	7	0	1	1	6	1	0	0	0
*Bob Babcock	1	0	0	0	2	E	0	0	0
*Byron Dafoe	1	0	0	0	0	E	0	0	0
*Olie Kolzig	1	0	0	0	0	E	0	0	0
Randy Burridge	4	0	0	0	0	1	0	0	0
Mark Hunter	7	0	0	0	14	1	0	0	0
Rod Langway	21	0	0	0	20	-13	0	0	0
Rick Tabaracci	25	0	0	0	14	E	0	0	0
Washington	6	0	0	0	4	E	0	0	0

Goaltender	GP	MIN	GA	SO	EN	GAA	W-L-T
Don Beaupre	58	3,282	181	1	7	3.31	27-23-5
Jim Hrivnak	27	1,421	83	0	2	3.50	13-9-2
Rick Tabaracci	25	1,302	80	2	0	3.69	8-12-0
Washington	6	343	10	2	1	1.75	3-2-0
*Olie Kolzig	1	20	2	0	0	6.00	0-0-0
*Byron Dafoe	1	1	0	0	0	0.00	0-0-0

\* Indicates rookie

# 43-34-7, 93 points

Date	Opponent	Result	Record	Pts
10/6	@ Toronto	W 6-5	1-0-0	2
10/9	NY Rangers	L 2-4	1-1-0	2
10/10	Philadelphia	L 2-4	1-2-0	2
10/12	@ New Jersey	L 2-4	1-3-0	2
10/16	Ottawa	W 5-1	2-3-0	4
10/17	Buffalo	W 6-4	3-3-0	6
10/21	@ NY Rangers	L 1-2	3-4-0	6
10/23	NY Islanders	L 2-5	3-5-0	6
10/26	@ Winnipeg	L 2-6	3-6-0	6
10/28	@ Vancouver	L 3-4	3-7-0	6
10/30	@ Calgary	W 3-1	4-7-0	8
10/31	@ Edmonton	L 2-4	4-8-0	8
11/3 #	Chicago	W 4-1	5-8-0	10
11/6	Tampa Bay	T 2-2*	5-8-1	11
11/7	@ Hartford	W 6-2	6-8-1	13
11/11	@ NY Rangers	W 7-4	7-8-1	15
11/13	@ New Jersey	L 0-3	7-9-1	15
11/14	New Jersey	L 3-4*	7-10-1	15
11/18	Minnesota	L 4-5	7-11-1	15
11/20	Detroit	L 5-7	7-12-1	15
11/22	@ Quebec	W 6-4	8-12-1	17
11/23	@ Montreal	T 1-1*	8-12-2	18
11/25	Boston	W 6-2	9-12-2	20
11/27	Pittsburgh	W 6-4	10-12-2	22
11/28	@ Pittsburgh	L 3-5	10-13-2	22
11/30	@ Detroit	W 4-1	11-13-2	24
12/4	NY Rangers	W 8-4	12-13-2	26
12/5	@ NY Islanders	W 5-3	13-13-2	28
12/7	@ Ottawa	W 6-5	14-13-2	30
12/9	@ New Jersey	W 6-2	15-13-2	32
12/11	Winnipeg	W 8-6	16-13-2	34
12/12	@ Philadelphia	W 5-2	17-13-2	36
12/16	@ Hartford	L 3-6	17-14-2	36
12/18	Hartford	W 4-3	18-14-2	38
12/19	@ Boston	L 3-4	18-15-2	38
12/21	@ Ottawa	W 4-3	19-15-2	40
12/23	@ Buffalo	L 1-4	19-16-2	40
12/26	Philadelphia	T 5-5*	19-16-3	41
12/29	NY Rangers	W 4-3*	20-16-3	43
1/1	New Jersey	W 9-2	21-16-3	45
1/2	Chicago	T 2-2*	21-16-4	46
1/7	@ Philadelphia	L 2-8	21-17-4	46
1/9	Edmonton	W 4-3	22-17-4	48
1/13	@ NY Rangers	L 4-5	22-18-4	48
1/14	@ NY Islanders	W 3-0	23-18-4	50
1/17	@ Tampa Bay	W 5-3	24-18-4	52
1/21	@ Chicago	L 2-6	24-19-4	52
1/23	Ottawa	W 6-4	25-19-4	54
1/26	@ Pittsburgh	L 3-6	25-20-4	54
1/27	@ Buffalo	L 3-4	25-21-4	54
1/29	Quebec	T 3-3*	25-21-5	55
1/31	Pittsburgh	T 2-2*	25-21-6	56
2/2	Calgary	L 4-6	25-22-6	56
2/9	@ Minnesota	W 3-2	26-22-6	58
2/11	@ St. Louis	W 10-6	27-22-6	60
2/13	@ Los Angeles	W 10-3	28-22-6	62
2/16	@ San Jose	W 4-3	29-22-6	64
2/20	Los Angeles	W 7-3	30-22-6	66
2/21	St. Louis	W 5-2	31-22-6	68
2/23	@ NY Islanders	W 4-2	32-22-6	70
2/27	@ Boston	L 4-5*	32-23-6	70
2/28	Pittsburgh	L 2-4	32-24-6	70
3/2	Vancouver	T 3-3*	32-24-7	71
3/5	Philadelphia	L 0-3	32-25-7	71
3/7	NY Islanders	L 2-3	32-26-7	71
3/9	Toronto	W 3-1	33-26-7	73
3/11	@ Philadelphia	L 4-6	33-27-7	73
3/16 #	@ Detroit	W 4-2	34-27-7	75
3/18	@ Pittsburgh	L 5-7	34-28-7	75
3/19	Hartford	W 5-2	35-28-7	77
3/21	San Jose	W 5-3	36-28-7	79
3/23	Quebec	W 5-1	37-28-7	81
3/25 -	@ NY Islanders	W 5-2	38-28-7	83
3/27	New Jersey	L 2-5	38-29-7	83
3/28	Pittsburgh	L 1-4	38-30-7	83
3/30	Buffalo	W 4-1	39-30-7	85
4/2	Montreal	W 4-0	40-30-7	87
4/4	NY Rangers	L 0-4	40-31-7	87
4/6	NY Islanders	L 2-3	40-32-7	87
4/8	@ Philadelphia	L 3-4	40-33-7	87
4/10	New Jersey	L 3-5	40-34-7	87
4/12	@ Montreal	W 3-2*	41-34-7	89
4/14	@ NY Rangers	W 2-0	42-34-7	91
4/16 -	NY Rangers	W 4-2	43-34-7	93

# Indianapolis # Milwaukee, Wis.

\* Postponed from March 14 due to snow

- Postponed from March 13 due to snow

\* Denotes overtime game



# 1991-92

	W	L	T	PTS
Home	25	12	3	53
Away	20	15	5	45
1st Half	26	13	1	53
2nd Half	19	14	7	45
October	9	3	0	18
November	9	5	0	18
December	7	5	1	15
January	4	4	3	11
February	8	4	2	18
March	7	5	1	15
April	1	1	1	3

**Head Coach**  
Terry Murray



**DALE HUNTER**

Player	GP	G	A	PTS	PIM	+/-	PP	SH	GW
Michal Pivonka	80	23	57	80	47	10	7	4	2
Dale Hunter	80	28	50	78	205	-2	13	0	4
Dino Ciccarelli	78	38	38	76	78	-10	13	0	7
Dimitri Khristich	80	36	37	73	35	24	14	1	7
Mike Ridley	80	29	40	69	38	3	5	5	3
Randy Burridge	66	23	44	67	50	-4	9	0	3
Peter Bondra	71	28	28	56	42	16	4	0	3
Calle Johansson	80	14	42	56	49	2	5	2	2
Kevin Hatcher	79	17	37	54	105	18	8	1	2
Kelly Miller	78	14	38	52	49	20	0	1	3
Al Iafrate	78	17	34	51	180	1	6	0	1
Sylvain Cote	78	11	29	40	31	7	6	0	2
John Druce	67	19	18	37	39	14	1	0	3
Todd Krygier	67	13	17	30	107	-1	1	0	1
Paul MacDermid	74	12	16	28	194	-6	2	0	2
Washington	15	2	5	7	43	2	0	0	0
Alan May	75	6	9	15	221	-7	0	0	1
Rod Langway	64	0	13	13	22	11	0	0	0
Mike Lalor	64	5	7	12	64	14	0	0	1
Dave Tippett	30	2	10	12	16	2	0	0	0
Nick Kypreos	65	4	6	10	206	-3	0	0	0
Tim Bergland	22	1	4	5	2	-3	0	0	0
Jeff Greenlaw	5	0	1	1	34	-1	0	0	0
*Brad Schlegel	15	0	1	1	0	-4	0	0	0
Mike Liut	21	0	1	1	2	E	0	0	0
*Jason Woolley	1	0	0	0	0	1	0	0	0
*Steve Konowalchuk	1	0	0	0	0	E	0	0	0
Shawn Chambers	2	0	0	0	2	-3	0	0	0
Jim Hrivnak	12	0	0	0	0	E	0	0	0
Ken Sabourin	19	0	0	0	48	-5	0	0	0
Don Beaupre	54	0	0	0	30	E	0	0	0

Goaltender	GP	MIN	GA	SO	EN	GAA	W-L-T
Don Beaupre	54	3,108	166	1	2	3.20	29-17-6
Mike Liut	21	1,123	70	1	1	3.74	10-7-2
Jim Hrivnak	12	605	35	0	1	3.47	6-3-0

\* Indicates rookie

# 45-27-8, 98 points

Date	Opponent	Result	Record	Pts
10/4	Philadelphia	W 5-2	1-0-0	2
10/5	Buffalo	W 3-1	2-0-0	4
10/9	@ Toronto	W 5-4	3-0-0	6
10/11	NY Rangers	W 5-1	4-0-0	8
10/12	Chicago	L 2-7	4-1-0	8
10/14	@ NY Rangers	W 5-3	5-1-0	10
10/18	New Jersey	W 6-5	6-1-0	12
10/19	@ New Jersey	W 5-1	7-1-0	14
10/23	@ Edmonton	W 6-5	8-1-0	16
10/24	@ Vancouver	L 1-3	8-2-0	16
10/27	@ Winnipeg	L 5-6	8-3-0	16
10/29	@ Pittsburgh	W 8-0	9-3-0	18
11/1	Toronto	W 4-0	10-3-0	20
11/2	@ NY Islanders	W 7-4	11-3-0	22
11/8	Detroit	L 4-5	11-4-0	22
11/10	@ Quebec	W 10-3	12-4-0	24
11/11	@ Montreal	W 4-2	13-4-0	26
11/13	@ NY Rangers	W 5-3	14-4-0	28
11/15	Pittsburgh	W 6-2	15-4-0	30
11/20	@ New Jersey	L 5-6*	15-5-0	30
11/22	Boston	W 6-3	16-5-0	32
11/23	@ Hartford	W 3-2	17-5-0	34
11/25	@ Detroit	L 4-5	17-6-0	34
11/27	Montreal	W 3-1	18-6-0	36
11/29	NY Islanders	L 2-3	18-7-0	36
11/30	@ NY Islanders	L 1-8	18-8-0	36
12/5	@ Philadelphia	W 6-3	19-8-0	38
12/7	@ Minnesota	W 4-2	20-8-0	40
12/8	@ Winnipeg	L 3-4	20-9-0	40
12/10	Calgary	W 4-1	21-9-0	42
12/13	NY Rangers	L 3-5	21-10-0	42
12/14	@ Pittsburgh	W 7-2	22-10-0	44
12/17	Quebec	W 3-1	23-10-0	46
12/18	@ Buffalo	T 2-2*	23-10-1	47
12/20	Toronto	W 4-3	24-10-1	49
12/22	@ Philadelphia	L 3-4*	24-11-1	49
12/26	NY Rangers	L 6-8	24-12-1	49
12/28	Pittsburgh	L 2-6	24-13-1	49
12/29	@ New Jersey	W 4-3	25-13-1	51
1/1	NY Islanders	W 8-5	26-13-1	53
1/3	Vancouver	T 3-3*	26-13-2	54
1/4	@ Hartford	T 2-2*	26-13-3	55
1/7	Minnesota	L 3-5	26-14-3	55
1/10	Los Angeles	W 7-4	27-14-3	57
1/12	@ Chicago	L 2-4	27-15-3	57
1/14	@ St. Louis	W 6-1	28-15-3	59
1/16	@ Los Angeles	T 2-2*	28-15-4	60
1/24	New Jersey	L 2-5	28-16-4	60
1/26	Pittsburgh	W 6-4	29-16-4	62
1/28	@ Philadelphia	L 2-3	29-17-4	62
2/1	Calgary	W 5-2	30-17-4	64
2/4	@ Buffalo	L 3-7	30-18-4	64
2/5	@ Detroit	L 1-4	30-19-4	64
2/7	NY Rangers	W 6-2	31-19-4	66
2/9	San Jose	W 6-2	32-19-4	68
2/11	@ Quebec	W 4-3	33-19-4	70
2/13	@ Calgary	T 4-4*	33-19-5	71
2/15	@ Los Angeles	L 3-6	33-20-5	71
2/18	@ San Jose	W 4-2	34-20-5	73
2/22	Philadelphia	W 7-5	35-20-5	75
2/23	@ NY Islanders	W 4-1	36-20-5	77
2/25	Pittsburgh	W 5-3	37-20-5	79
2/27	@ St. Louis	L 3-7	37-21-5	79
2/29	@ Boston	T 5-5*	37-21-6	80
3/1	Boston	L 1-4	37-22-6	80
3/3	Minnesota	L 1-3	37-23-6	80
3/6	Winnipeg	T 3-3*	37-23-7	81
3/7	New Jersey	W 3-2*	38-23-7	83
3/9	@ NY Rangers	W 5-2	39-23-7	85
3/14	@ Philadelphia	L 1-3	39-24-7	85
3/15	NY Islanders	W 5-2	40-24-7	87
3/17	St. Louis	W 6-4	41-24-7	89
3/20	Philadelphia	L 6-7	41-25-7	89
3/22	Edmonton	W 6-2	42-25-7	91
3/24	Hartford	L 2-8	42-26-7	91
3/27	Montreal	W 4-3	43-26-7	93
3/29	Vancouver	W 7-4	44-26-7	95
4/12	@ New Jersey	W 4-3*	45-26-7	97
4/13	NY Islanders	T 1-1*	45-26-8	98
4/15	@ Pittsburgh	L 1-4	45-27-8	98

\* Denotes overtime game

# 1990-91

	W	L	T	PTS
Home	21	14	5	47
Away	16	22	2	34
1st Half	18	21	1	37
2nd Half	19	15	6	44
October	7	7	0	14
November	7	7	0	14
December	4	8	1	9
January	6	5	2	14
February	4	5	2	10
March	9	4	2	20

**Head Coach**  
Terry Murray



**KEVIN HATCHER**

Player	GP	G	A	PTS	PIM	+/-	PP	SH	GW
Kevin Hatcher	79	24	50	74	69	-10	9	2	3
Mike Ridley	79	23	48	71	26	9	6	5	4
Michal Pivonka	79	20	50	70	34	3	6	0	4
John Druce	80	22	36	58	46	4	7	1	4
Calle Johansson	80	11	41	52	23	-2	2	1	2
Kelly Miller	80	24	26	50	29	10	4	2	3
Dale Hunter	76	16	30	46	234	-22	9	0	2
Dino Ciccarelli	54	21	18	39	66	-17	2	0	2
Al Iafrate	72	9	23	32	237	-16	2	0	1
Washington	30	6	8	14	124	-1	0	1	1
Stephen Leach	68	11	19	30	99	-9	4	0	1
*Peter Bondra	54	12	16	28	47	-10	4	0	1
*Dimitri Khristich	40	13	14	27	21	-1	1	0	0
*Mikhail Tatarinov	65	8	15	23	82	-4	3	1	1
Bob Rouse	47	5	15	20	65	-7	1	0	0
Nick Kypreos	79	9	9	18	196	-4	0	0	3
Dave Tippett	61	6	9	15	24	-13	0	0	2
Tim Bergland	47	5	9	14	21	-1	0	0	0
Peter Zezel	20	7	5	12	10	-13	6	0	0
Alan May	67	4	6	10	264	-10	0	0	0
*Ken Sabourin	44	2	7	9	117	15	0	0	0
Washington	28	1	4	5	81	6	0	0	0
Rod Langway	56	1	7	8	24	12	0	0	0
Bob Joyce	17	3	3	6	8	3	0	0	1
Mike Lalor	68	1	5	6	61	-23	0	0	0
Chris Felix	8	0	4	4	0	E	0	0	0
Rob Murray	17	0	3	3	19	E	0	0	0
*Jeff Greenlaw	10	2	0	2	10	1	0	0	1
Alfie Turcotte	6	1	1	2	0	-1	0	0	1
*John Purves	7	1	0	1	0	-3	0	0	1
Joel Quenneville	9	1	0	1	0	-8	0	0	0
*Mark Ferner	7	0	1	1	4	-2	0	0	0
*Bob Babcock	1	0	0	0	0	E	0	0	0
*Ken Lovsin	1	0	0	0	0	-2	0	0	0
*Kent Paynter	1	0	0	0	15	E	0	0	0
*Reggie Savage	1	0	0	0	0	-1	0	0	0
*Steve Seftel	4	0	0	0	2	-2	0	0	0
*Steve Maltais	7	0	0	0	2	-1	0	0	0
*Jim Hrivnak	9	0	0	0	0	E	0	0	0
John Kordic	10	0	0	0	110	1	0	0	0
Washington	7	0	0	0	101	1	0	0	0
Mike Liut	35	0	0	0	0	E	0	0	0
Don Beaupre	45	0	0	0	18	E	0	0	0

Goaltender	GP	MIN	GA	SO	EN	GAA	W-L-T
Don Beaupre	45	2,572	113	5	3	2.64	20-18-3
Mike Liut	35	1,834	114	0	2	3.73	13-16-3
Jim Hrivnak	9	432	26	0	0	3.61	4-2-1

\* Indicates rookie

# 37-36-7, 81 points

Date	Opponent	Result	Record	Pts
10/5	Pittsburgh	L 4-7	0-1-0	0
10/6	Detroit	W 6-4	1-1-0	2
10/10	@ NY Rangers	L 2-4	1-2-0	2
10/12	Winnipeg	W 3-1	2-2-0	4
10/13	NY Rangers	L 2-5	2-3-0	4
10/15	@ Montreal	L 1-3	2-4-0	4
10/17	@ New Jersey	L 2-3	2-5-0	4
10/19	NY Islanders	W 4-3	3-5-0	6
10/20	New Jersey	W 4-0	4-5-0	8
10/23	@ Philadelphia	W 6-2	5-5-0	10
10/25	@ Chicago	L 2-3*	5-6-0	10
10/27	@ Calgary	L 4-9	5-7-0	10
10/28	@ Edmonton	W 1-0	6-7-0	12
10/30	@ Vancouver	W 2-1	7-7-0	14
11/2	Los Angeles	W 4-3	8-7-0	16
11/3	@ NY Islanders	W 5-2	9-7-0	18
11/6	@ Quebec	W 4-1	10-7-0	20
11/10	Buffalo	L 2-4	10-8-0	20
11/11	Boston	L 3-5	10-9-0	20
11/14	@ Toronto	L 3-5	10-10-0	20
11/16	Chicago	L 3-4	10-11-0	20
11/17	@ Hartford	L 2-4	10-12-0	20
11/19	@ Detroit	W 3-2*	11-12-0	22
11/21	Toronto	W 5-3	12-12-0	24
11/23	Pittsburgh	W 7-3	13-12-0	26
11/24	@ Pittsburgh	L 2-3*	13-13-0	26
11/28	@ NY Rangers	W 6-3	14-13-0	28
11/30	Montreal	L 3-4	14-14-0	28
12/1	@ NY Islanders	W 3-1	15-14-0	30
12/5	@ Pittsburgh	W 3-1	16-14-0	32
12/7	New Jersey	W 5-2	17-14-0	34
12/8	@ New Jersey	L 2-4	17-15-0	34
12/11	Philadelphia	W 4-1	18-15-0	36
12/15	Hartford	L 2-3	18-16-0	36
12/17	@ NY Rangers	L 3-5	18-17-0	36
12/19	@ Chicago	L 2-3	18-18-0	36
12/20	@ St. Louis	T 3-3*	18-18-1	37
12/22	Toronto	L 2-5	18-19-1	37
12/26	Pittsburgh	L 3-7	18-20-1	37
12/28	NY Rangers	L 3-5	18-21-1	37
12/29	@ Quebec	L 3-4	18-22-1	37
1/1	New Jersey	W 4-3	19-22-1	39
1/4	Philadelphia	T 3-3*	19-22-2	40
1/5	@ Boston	W 5-3	20-22-2	42
1/11	Calgary	W 4-2	21-22-2	44
1/12	@ Montreal	L 1-4	21-23-2	44
1/15	@ St. Louis	L 3-7	21-24-2	44
1/17	@ Minnesota	L 2-5	21-25-2	44
1/22	@ Detroit	W 2-1*	22-25-2	46
1/24	@ Philadelphia	L 1-6	22-26-2	46
1/25	Minnesota	T 2-2*	22-26-3	47
1/27	NY Islanders	W 5-4*	23-26-3	49
1/29	@ Pittsburgh	L 2-3*	23-27-3	49
1/31	@ NY Islanders	W 4-3*	24-27-3	51
2/2	Winnipeg	L 2-4	24-28-3	51
2/5	Vancouver	W 5-3	25-28-3	53
2/8	Edmonton	W 6-3	26-28-3	55
2/10	Philadelphia	W 5-2	27-28-3	57
2/15	@ Calgary	L 2-8	27-29-3	57
2/16	@ Vancouver	L 2-4	27-30-3	57
2/18	@ Los Angeles	L 2-5	27-31-3	57
2/22	NY Rangers	W 3-2	28-31-3	59
2/24	Pittsburgh	T 5-5*	28-31-4	60
2/25	@ New Jersey	L 1-5	28-32-4	60
2/27	@ NY Rangers	T 4-4*	28-32-5	61
3/2	NY Islanders	W 3-2	29-32-5	63
3/5	Los Angeles	T 3-3*	29-32-6	64
3/8	@ Winnipeg	W 2-1	30-32-6	66
3/10	@ Edmonton	W 5-3	31-32-6	68
3/12	Hartford	L 2-3	31-33-6	68
3/14	Quebec	W 5-3	32-33-6	70
3/16	Philadelphia	W 6-0	33-33-6	72
3/19	St. Louis	L 1-2	33-34-6	72
3/21	@ NY Islanders	W 6-2	34-34-6	74
3/22	Minnesota	W 3-1	35-34-6	76
3/24	Boston	T 3-3*	35-34-7	77
3/26	Buffalo	L 2-4	35-35-7	77
3/28	@ Philadelphia	W 3-0	36-35-7	79
3/30	New Jersey	W 4-0	37-35-7	81
3/31	@ Buffalo	L 2-5	37-36-7	81

\* Denotes overtime game



# 1989-90

	W	L	T	PTS
Home	19	18	3	41
Away	17	20	3	37
1st Half	18	18	4	40
2nd Half	18	20	2	38
October	3	7	3	9
November	6	4	1	13
December	9	5	0	18
January	5	10	0	10
February	5	7	0	10
March	7	5	2	16
April	1	0	0	2

## Head Coach

Bryan Murray 18-24-4

Terry Murray (Jan. 15) 18-14-2



**DINO CICCARELLI**

Player	GP	G	A	PTS	PIM	+/-	PP	SH	GW
Dino Ciccarelli	80	41	38	79	122	-5	10	0	6
Geoff Courtnall	80	35	39	74	104	27	9	0	2
Mike Ridley	74	30	43	73	27	E	8	3	3
Michal Pivonka	77	25	39	64	54	-7	10	3	0
Dale Hunter	80	23	39	62	233	17	9	1	6
Kevin Hatcher	80	13	41	54	102	4	4	0	2
Kelly Miller	80	18	22	40	49	-2	3	2	2
Scott Stevens	56	11	29	40	154	1	7	0	0
Calle Johansson	70	8	31	39	25	7	4	0	2
Stephen Leach	70	18	14	32	104	10	0	0	2
John Tucker	46	10	21	31	12	8	2	0	1
Washington	38	9	19	28	10	11	1	0	1
Bob Rouse	70	4	16	20	123	-2	0	0	2
*Alan May	77	7	10	17	339	-1	1	0	2
Bob Joyce	47	6	10	16	26	-6	1	0	1
Washington	24	5	8	13	4	2	1	0	1
Yvon Corriveau	50	9	6	15	50	-1	1	0	1
Bill Houlder	41	1	11	12	28	8	0	0	0
John Druce	45	8	3	11	52	-3	1	0	1
Dave Christian	28	3	8	11	4	-12	0	0	1
*Nick Kypreos	31	5	4	9	82	2	0	0	2
*Rob Murray	41	2	7	9	58	-10	0	0	0
Doug Wickenheiser	27	1	8	9	20	1	0	0	0
Rod Langway	58	0	8	8	39	7	0	0	0
*Tim Bergland	32	2	5	7	31	2	0	0	0
Neil Sheehy	59	1	5	6	291	8	0	0	0
Scot Kleinendorst	15	1	3	4	16	4	0	0	0
*Kent Paynter	13	1	2	3	18	-7	0	0	0
*Mike Richard	3	0	2	2	2	E	0	0	0
Alfie Turcotte	4	0	2	2	0	E	0	0	0
*Robin Bawa	5	1	0	1	6	-3	0	0	0
*Chris Felix	6	1	0	1	2	-6	1	0	0
*Brian Tutt	7	1	0	1	2	-4	0	0	0
*Jim Hrivnak	11	0	1	1	0	E	0	0	0
Don Beaupre	48	0	1	1	24	E	0	0	0
*Tyler Larter	1	0	0	0	0	-1	0	0	0
Alain Cote	2	0	0	0	7	-2	0	0	0
*Mark Ferner	2	0	0	0	0	-1	0	0	0
*Olie Kolzig	2	0	0	0	0	E	0	0	0
*Jim Mathieson	2	0	0	0	4	E	0	0	0
*Dennis Smith	4	0	0	0	0	E	0	0	0
*Steve Maltais	8	0	0	0	2	-2	0	0	0
Bob Mason	16	0	0	0	4	E	0	0	0
Mike Liut	37	0	0	0	0	E	0	0	0
Washington	8	0	0	0	0	E	0	0	0

## Goaltender

Player	GP	MIN	GA	SO	EN	GAA	W-L-T
Don Beaupre	48	2,793	150	2	3	3.22	23-18-5
Mike Liut	37	2,161	91	4	6	2.53	19-16-1
Washington	8	478	17	1	3	2.13	4-4-0
Bob Mason	16	822	48	0	4	3.50	4-9-1
*Jim Hrivnak	11	609	36	0	2	3.55	5-5-0
*Olie Kolzig	2	120	12	0	0	6.00	0-2-0

\* Indicates rookie

# 36-38-6, 78 points

Date	Opponent	Result	Record	Pts
10/6	Philadelphia	W 5-3	1-0-0	2
10/7	Chicago	L 2-3	1-1-0	2
10/11	@ Hartford	L 1-4	1-2-0	2
10/13	NY Rangers	W 7-4	2-2-0	4
10/14	Calgary	T 4-4*	2-2-1	5
10/16	@ Montreal	W 4-3*	3-2-1	7
10/20	NY Islanders	L 3-5	3-3-1	7
10/21	@ Toronto	L 4-8	3-4-1	7
10/23	@ Calgary	T 3-3*	3-4-2	8
10/25	@ Winnipeg	L 4-6	3-5-2	8
10/28	@ St. Louis	L 0-1	3-6-2	8
10/29	@ Chicago	L 0-1	3-7-2	8
10/31	St. Louis	T 1-1*	3-7-3	9
11/3	Toronto	W 2-1	4-7-3	11
11/5	@ Quebec	W 3-0	5-7-3	13
11/7	@ NY Islanders	W 5-3	6-7-3	15
11/10	Boston	L 3-5	6-8-3	15
11/11	Edmonton	L 3-5	6-9-3	15
11/14	@ Vancouver	T 4-4*	6-9-4	16
11/18	@ Los Angeles	L 3-5	6-10-4	16
11/22	NY Islanders	W 5-3	7-10-4	18
11/24	Pittsburgh	L 4-7	7-11-4	18
11/25	@ Pittsburgh	W 4-1	8-11-4	20
11/29	@ Detroit	W 5-3	9-11-4	22
12/1	Philadelphia	L 2-3	9-12-4	22
12/2	@ New Jersey	W 5-3	10-12-4	24
12/5	@ Philadelphia	W 4-3	11-12-4	26
12/6	@ Pittsburgh	L 3-5	11-13-4	26
12/9	@ Boston	W 7-3	12-13-4	28
12/10	@ Buffalo	L 3-4	12-14-4	28
12/15	NY Islanders	L 3-5	12-15-4	28
12/16	@ Hartford	W 5-2	13-15-4	30
12/19	@ Philadelphia	W 2-1	14-15-4	32
12/21	@ Pittsburgh	L 2-5	14-16-4	32
12/23	NY Rangers	W 3-2	15-16-4	34
12/26	Pittsburgh	W 6-3	16-16-4	36
12/27	@ New Jersey	W 3-1	17-16-4	38
12/29	Detroit	W 2-1	18-16-4	40
1/1	Los Angeles	L 4-7	18-17-4	40
1/3	@ NY Rangers	L 1-2	18-18-4	40
1/5	Vancouver	L 2-5	18-19-4	40
1/6	@ Boston	L 3-5	18-20-4	40
1/8	@ Toronto	L 6-8	18-21-4	40
1/10	@ Winnipeg	L 1-6	18-22-4	40
1/12	Pittsburgh	L 4-6	18-23-4	40
1/13	@ NY Islanders	L 2-4	18-24-4	40
1/16	New Jersey	W 9-6	19-24-4	42
1/19	@ Buffalo	W 6-3	20-24-4	44
1/23	Winnipeg	L 3-4	20-25-4	44
1/24	@ New Jersey	L 2-3	20-26-4	44
1/26	Montreal	W 6-3	21-26-4	46
1/28	Philadelphia	W 7-2	22-26-4	48
1/31	@ Minnesota	W 4-3*	23-26-4	50
2/2	@ NY Islanders	L 3-5	23-27-4	50
2/4	Edmonton	L 4-5*	23-28-4	50
2/6	Quebec	W 12-2	24-28-4	52
2/8	@ Pittsburgh	L 5-7	24-29-4	52
2/9	New Jersey	L 3-5	24-30-4	52
2/11	Minnesota	W 5-3	25-30-4	54
2/14	@ Edmonton	W 4-3	26-30-4	56
2/19	@ Los Angeles	L 2-3	26-31-4	56
2/23	NY Rangers	L 3-6	26-32-4	56
2/25	Detroit	W 9-4	27-32-4	58
2/27	Chicago	W 4-0	28-32-4	60
2/28	@ NY Rangers	L 2-3	28-33-4	60
3/2	Hartford	L 3-4	28-34-4	60
3/4	New Jersey	W 4-3	29-34-4	62
3/6	Buffalo	T 1-1*	29-34-5	63
3/9	Quebec	W 4-3	30-34-5	65
3/10	@ Philadelphia	W 4-3	31-34-5	67
3/13	St. Louis	L 1-4	31-35-5	67
3/17	Vancouver	L 1-3	31-36-5	67
3/18	@ Minnesota	W 4-3	32-36-5	69
3/20	NY Islanders	W 3-0	33-36-5	71
3/23	Montreal	L 2-4	33-37-5	71
3/25	Calgary	W 4-1	34-37-5	73
3/27	@ New Jersey	L 1-4	34-38-5	73
3/29	@ Philadelphia	T 2-2*	34-38-6	74
3/31	NY Rangers	W 2-1	35-38-6	76
4/1	@ NY Rangers	W 3-2	36-38-6	78


\* Denotes overtime game

# 1988-89

# 41-29-10, 92 points

	W	L	T	PTS
Home	25	12	3	53
Away	16	17	7	39
1st Half	20	15	5	45
2nd Half	21	14	5	47
October	3	7	1	7
November	9	4	1	19
December	7	4	3	17
January	6	3	5	17
February	5	7	0	10
March	10	3	0	20
April	1	1	0	2

**Head Coach**  
Bryan Murray



**ROD LANGWAY**

Player	GP	G	A	PTS	PIM	+/-	PP	SH	GW
Mike Ridley	80	41	48	89	49	17	16	0	9
Geoff Courtnall	79	42	38	80	112	11	16	0	6
Dino Ciccarelli	76	44	30	74	76	-6	16	0	8
Washington	11	12	3	15	12	10	3	0	3
Bengt Gustafsson	72	18	51	69	18	13	5	4	6
Scott Stevens	80	7	61	68	225	1	6	0	3
Dave Christian	80	34	31	65	12	2	16	1	1
Dale Hunter	80	20	37	57	219	-3	9	0	3
Mike Gartner	56	26	29	55	71	8	6	0	1
Kelly Miller	78	19	21	40	45	13	2	1	3
Kevin Hatcher	62	13	27	40	101	19	3	0	2
Larry Murphy	65	7	29	36	70	-5	3	0	0
Stephen Leach	74	11	19	30	94	-4	4	0	0
Michal Pivonka	52	8	19	27	30	9	1	0	1
Calle Johansson	59	3	18	21	37	-6	1	0	1
Washington	12	1	7	8	4	1	1	0	0
Rod Langway	76	2	19	21	65	12	0	0	0
Bob Rouse	79	4	15	19	160	-3	0	0	1
Washington	13	0	2	2	36	2	0	0	0
Bobby Gould	75	5	13	18	65	-2	0	1	0
Lou Franceschetti	63	7	10	17	123	-4	0	0	0
*John Druce	48	8	7	15	62	7	0	0	1
Grant Ledyard	61	3	11	14	43	1	1	0	1
Mike Millar	18	6	3	9	4	-4	3	0	1
Doug Wickenheiser	17	3	5	8	4	1	1	0	0
Washington	16	2	5	7	4	E	1	0	0
*Chris Felix	21	0	8	8	8	7	0	0	0
Neil Sheehy	72	3	4	7	179	-1	0	0	0
Peter Sundstrom	35	4	2	6	14	-5	0	0	0
Yvon Corriveau	33	3	2	5	62	E	0	0	0
Bill Houlder	8	0	3	3	4	7	0	0	0
Jim Thomson	14	2	0	2	53	-3	0	0	0
Scott Kleinendorst	27	0	2	2	46	-11	0	0	0
Washington	3	0	1	1	10	E	0	0	0
Kent Carlson	2	1	0	1	0	2	0	0	0
Pete Peeters	33	0	1	1	8	E	0	0	0
*Shawn Cronin	1	0	0	0	0	E	0	0	0
Don Beaupre	12	0	0	0	6	E	0	0	0
Washington	11	0	0	0	6	E	0	0	0
Clint Malarchuk	42	0	0	0	16	E	0	0	0

Goaltender	GP	MIN	GA	SO	EN	GAA	W-L-T
Clint Malarchuk	42	2,428	141	1	1	3.48	16-18-7
Pete Peeters	33	1,854	88	4	0	2.85	20-7-3
Don Beaupre	12	637	31	1	0	2.92	5-5-0
Washington	11	578	28	1	1	2.91	5-4-0

\* Indicates rookie

Date	Opponent	Result	Record	Pts
10/7	Pittsburgh	L 4-6	0-1-0	0
10/8	Buffalo	W 6-2	1-1-0	2
10/11	@ Pittsburgh	L 7-8	1-2-0	2
10/14	Toronto	L 1-3	1-3-0	2
10/15	New Jersey	W 8-5	2-3-0	4
10/19	@ NY Rangers	L 1-5	2-4-0	4
10/21	NY Rangers	L 1-4	2-5-0	4
10/23	@ Winnipeg	L 2-3	2-6-0	4
10/25	@ Vancouver	W 4-3*	3-6-0	6
10/28	@ Calgary	T 2-2*	3-6-1	7
10/29	@ Edmonton	L 3-4*	3-7-1	7
11/1	@ Detroit	T 3-3*	3-7-2	8
11/4	NY Islanders	W 4-2	4-7-2	10
11/5	@ NY Islanders	L 3-4*	4-8-2	10
11/10	Quebec	W 4-1	5-8-2	12
11/12	New Jersey	L 3-6	5-9-2	12
11/15	Minnesota	W 4-2	6-9-2	14
11/18	Hartford	W 3-2	7-9-2	16
11/19	@ New Jersey	W 3-2	8-9-2	18
11/22	@ NY Islanders	W 4-2	9-9-2	20
11/23	NY Islanders	W 7-6	10-9-2	22
11/25	Pittsburgh	L 3-5	10-10-2	22
11/27	@ Detroit	W 4-3	11-10-2	24
11/29	St. Louis	W 4-3	12-10-2	26
11/30	@ Pittsburgh	L 4-6	12-11-2	26
12/3	Boston	T 1-1*	12-11-3	27
12/6	Philadelphia	W 4-3	13-11-3	29
12/7	@ New Jersey	L 1-5	13-12-3	29
12/10	@ Montreal	T 0-0*	13-12-4	30
12/11	@ Buffalo	W 6-4	14-12-4	32
12/13	@ Quebec	W 4-1	15-12-4	34
12/15	@ Philadelphia	L 1-4	15-13-4	34
12/17	Winnipeg	W 6-3	16-13-4	36
12/19	@ NY Rangers	L 1-3	16-14-4	36
12/21	@ Chicago	W 4-3	17-14-4	38
12/23	NY Rangers	T 2-2*	17-14-5	39
12/27	Philadelphia	W 4-3	18-14-5	41
12/30	Buffalo	W 5-3	19-14-5	43
12/31	@ NY Islanders	L 4-6	19-15-5	43
1/2	Pittsburgh	W 8-0	20-15-5	45
1/4	@ NY Rangers	T 3-3*	20-15-6	46
1/6	Toronto	W 3-0	21-15-6	48
1/7	Chicago	W 6-3	22-15-6	50
1/10	@ Quebec	T 4-4*	22-15-7	51
1/11	@ Toronto	W 3-2	23-15-7	53
1/13	Edmonton	W 5-3	24-15-7	55
1/15	Boston	L 3-4	24-16-7	55
1/20	New Jersey	L 5-6*	24-17-7	55
1/22	Detroit	L 3-4	24-18-7	55
1/24	Los Angeles	T 4-4*	24-18-8	56
1/26	@ Philadelphia	W 1-0	25-18-8	58
1/28	@ St. Louis	T 4-4*	25-18-9	59
1/30	@ Minnesota	T 4-4*	25-18-10	60
2/1	@ NY Rangers	W 4-3*	26-18-10	62
2/3	Hartford	W 1-0	27-18-10	64
2/5	Philadelphia	L 1-3	27-19-10	64
2/10	Los Angeles	L 6-7*	27-20-10	64
2/11	Calgary	L 1-2	27-21-10	64
2/14	@ St. Louis	W 5-3	28-21-10	66
2/15	@ Chicago	L 4-7	28-22-10	66
2/17	@ Edmonton	W 8-2	29-22-10	68
2/19	@ Vancouver	L 2-3	29-23-10	68
2/20	@ Calgary	L 2-6	29-24-10	68
2/22	@ Los Angeles	W 7-2	30-24-10	70
2/28	Minnesota	L 3-4	30-25-10	70
3/3	Pittsburgh	W 4-2	31-25-10	72
3/5	Vancouver	W 3-0	32-25-10	74
3/8	@ Montreal	L 2-3	32-26-10	74
3/9	@ Boston	W 7-2	33-26-10	76
3/11	NY Rangers	W 4-2	34-26-10	78
3/14	Winnipeg	W 6-3	35-26-10	80
3/17	Montreal	W 4-1	36-26-10	82
3/18	@ Hartford	W 8-2	37-26-10	84
3/22	@ Pittsburgh	W 5-4	38-26-10	86
3/24	Philadelphia	W 6-1	39-26-10	88
3/26	NY Islanders	W 3-2	40-26-10	90
3/28	@ NY Islanders	L 4-5	40-27-10	90
3/30	@ Philadelphia	L 4-5	40-28-10	90
4/1	New Jersey	W 6-4	41-28-10	92
4/2	@ New Jersey	L 4-7	41-29-10	92

\* Denotes overtime game





# 1987-88

	W	L	T	PTS
Home	22	14	4	48
Away	16	19	5	37
1st Half	18	17	5	41
2nd Half	20	16	4	44
October	6	4	1	13
November	4	7	1	9
December	6	6	3	15
January	8	5	1	17
February	7	4	0	12
March	7	6	2	16
April	0	1	1	1

**Head Coach**  
Bryan Murray



**SCOTT STEVENS**

Player	GP	G	A	PTS	PIM	+/-	PP	SH	GW
Mike Gartner	80	48	33	81	73	20	19	0	7
Scott Stevens	80	12	60	72	184	14	5	1	2
Larry Murphy	79	8	53	61	72	2	7	0	1
Mike Ridley	70	28	31	59	22	1	12	0	3
Dale Hunter	79	22	37	59	240	7	11	0	1
Dave Christian	80	37	21	58	26	-14	14	0	5
Bengt Gustafsson	78	18	36	54	29	2	7	5	3
Kevin Hatcher	71	14	27	41	137	1	5	0	3
Michal Pivonka	71	11	23	34	28	1	3	0	0
Kelly Miller	80	9	23	32	35	9	0	1	3
Garry Galley	58	7	23	30	44	11	3	0	0
Greg Adams	78	15	12	27	153	-3	3	0	0
Bobby Gould	72	12	14	26	56	-1	0	0	2
Peter Sundstrom	76	8	17	25	34	-2	0	1	1
*Yvon Corrivieu	44	10	9	19	84	17	0	0	1
Rod Langway	63	3	13	16	28	1	0	0	1
Grant Ledyard	45	5	10	15	66	-11	2	0	1
Washington	21	4	3	7	14	-4	1	0	1
Lou Franceschetti	59	4	8	12	113	2	1	0	1
Greg Smith	54	1	6	7	67	5	0	0	0
*Bill Houlder	30	1	2	3	10	-2	0	0	0
Stephen Leach	8	1	1	2	17	2	0	0	1
Clint Malarchuk	54	0	2	2	10	E	0	0	0
Ed Kastelic	35	1	0	1	78	-3	0	0	0
Dave Jensen	5	0	1	1	4	E	0	0	0
Pete Peters	35	0	1	1	10	E	0	0	0
*Yves Beaudoin	1	0	0	0	0	-1	0	0	0
Mike Richard	4	0	0	0	0	-1	0	0	0

Goaltender	GP	MIN	GA	SO	EN	GAA	W-L-T
Clint Malarchuk	54	2,926	154	4	2	3.16	24-20-4
Pete Peeters	35	1,896	88	2	3	2.78	14-12-5
*Alain Raymond	1	40	2	0	0	3.00	0-1-0

\* Indicates rookie

# 38-33-9, 85 points

Date	Opponent	Result	Record	Pts
10/8	@ Boston	L 3-4	0-1-0	0
10/10	Chicago	W 6-4	1-1-0	2
10/11	@ Buffalo	L 5-6	1-2-0	2
10/16	Hartford	W 6-2	2-2-0	4
10/17	NY Rangers	W 4-3	3-2-0	6
10/19	@ NY Rangers	W 4-2	4-2-0	8
10/22	@ Philadelphia	W 4-1	5-2-0	10
10/24	Montreal	L 2-3	5-3-0	10
10/27	@ Vancouver	W 3-2	6-3-0	12
10/30	@ Winnipeg	L 2-3*	6-4-0	12
10/31	@ Minnesota	T 3-3*	6-4-1	13
11/3	Vancouver	W 3-2	7-4-1	15
11/6	Quebec	L 1-4	7-5-1	15
11/7	@ New Jersey	L 1-4	7-6-1	15
11/10	@ NY Islanders	L 3-4*	7-7-1	15
11/11	@ Pittsburgh	L 2-3	7-8-1	15
11/14	Minnesota	W 4-1	8-8-1	17
11/17	Detroit	L 0-1	8-9-1	17
11/20	@ Buffalo	L 3-5	8-10-1	17
11/21	@ Hartford	W 4-3	9-10-1	19
11/25	Boston	W 4-1	10-10-1	21
11/27	Pittsburgh	L 2-4	10-11-1	21
11/28	@ Pittsburgh	T 5-5*	10-11-2	22
12/1	Edmonton	W 4-2	11-11-2	24
12/4	NY Islanders	L 4-6	11-12-2	24
12/6	Los Angeles	W 10-3	12-12-2	26
12/8	Calgary	L 4-5	12-13-2	26
12/9	@ Hartford	L 4-5	12-14-2	26
12/12	Chicago	W 2-1	13-14-2	28
12/15	@ Toronto	L 3-5	13-15-2	28
12/16	@ Detroit	L 1-6	13-16-2	28
12/18	Toronto	W 4-2	14-16-2	30
12/20	St. Louis	T 1-1*	14-16-3	31
12/22	@ Quebec	W 2-1	15-16-3	33
12/23	@ Montreal	T 2-2*	15-16-4	34
12/26	Philadelphia	L 2-3	15-17-4	34
12/28	@ Toronto	T 4-4*	15-17-5	35
12/30	@ New Jersey	W 4-3	16-17-5	37
1/1	Pittsburgh	W 5-3	17-17-5	39
1/2	Edmonton	W 2-0	18-17-5	41
1/5	@ Philadelphia	W 3-1	19-17-5	43
1/8	NY Rangers	W 8-4	20-17-5	45
1/10	@ Calgary	L 2-8	20-18-5	45
1/11	@ Edmonton	L 2-3	20-19-5	45
1/13	@ Los Angeles	W 8-3	21-19-5	47
1/16	@ St. Louis	L 1-3	21-20-5	47
1/17	@ Chicago	L 4-5	21-21-5	47
1/19	New Jersey	W 6-4	22-21-5	49
1/23	Buffalo	T 3-3*	22-21-6	50
1/26	Winnipeg	L 2-3	22-22-6	50
1/29	Montreal	W 4-3	23-22-6	52
1/31	Philadelphia	W 1-0*	24-22-6	54
2/2	@ Pittsburgh	L 2-3*	24-23-6	54
2/5	NY Islanders	L 2-4	24-24-6	54
2/6	NY Rangers	L 0-3	24-25-6	54
2/11	@ NY Rangers	W 5-3	25-25-6	56
2/12	NY Islanders	W 6-2	26-25-6	58
2/14	Calgary	W 5-4*	27-25-6	60
2/17	@ New Jersey	W 4-3	28-25-6	62
2/19	@ Winnipeg	W 6-0	29-25-6	64
2/20	@ Minnesota	W 3-0	30-25-6	66
2/24	@ Los Angeles	L 3-4	30-26-6	66
2/27	@ NY Islanders	W 3-0	31-26-6	68
3/1	New Jersey	W 5-3	32-26-6	70
3/2	@ New Jersey	W 6-1	33-26-6	72
3/4	Quebec	W 6-2	34-26-6	74
3/6	Vancouver	W 7-2	35-26-6	76
3/10	@ Philadelphia	L 2-5	35-27-6	76
3/12	NY Rangers	L 2-4	35-28-6	76
3/13	@ Boston	W 3-0	36-28-6	78
3/16	@ NY Rangers	W 8-4	37-28-6	80
3/18	NY Islanders	T 3-3*	37-28-7	81
3/20	New Jersey	L 2-4	37-29-7	81
3/22	St. Louis	L 3-5	37-30-7	81
3/23	@ Pittsburgh	L 1-7	37-31-7	81
3/25	Philadelphia	W 5-3	38-31-7	83
3/29	Detroit	T 2-2*	38-31-8	84
3/31	@ NY Islanders	L 3-7	38-32-8	84
4/2	Pittsburgh	L 6-7*	38-33-8	84
4/3	@ Philadelphia	T 2-2*	38-33-9	85

\* Denotes overtime game

# 1986-87

# 38-32-10, 86 points

	W	L	T	PTS
Home	22	15	3	47
Away	16	17	7	39
1st Half	14	20	6	34
2nd Half	24	12	4	52
October	5	5	1	11
November	2	8	4	8
December	5	6	1	11
January	9	5	2	20
February	6	4	0	12
March	8	4	2	18
April	3	0	0	6

**Head Coach**  
Bryan Murray



**LARRY MURPHY**

Player	GP	G	A	PTS	PIM	+/-	PP	SH	GW
Larry Murphy	80	23	58	81	39	25	8	0	4
Mike Gartner	78	41	32	73	61	1	5	6	10
Mike Ridley	78	31	39	70	40	-11	10	0	4
Washington	40	15	19	34	20	-1	6	0	3
Scott Stevens	77	10	51	61	285	13	2	0	0
Craig Laughlin	80	22	30	52	67	-3	11	0	5
Gaetan Duchesne	74	17	35	52	53	18	0	1	4
Dave Christian	76	23	27	50	8	-5	5	0	2
Bobby Gould	78	23	27	50	74	18	1	1	2
Greg Adams	66	14	30	44	184	9	2	0	0
*Michal Pivonka	73	18	25	43	41	-19	4	0	2
Kelly Miller	77	16	26	42	48	5	5	1	1
Washington	39	10	12	22	26	10	3	1	0
Alan Haworth	50	25	16	41	43	3	9	0	2
Garry Galley	48	6	21	27	67	-6	3	0	1
Washington	18	1	10	11	10	3	1	0	0
Rod Langway	78	2	25	27	53	11	0	0	1
Kevin Hatcher	78	8	16	24	146	-29	1	0	2
Lou Franceschetti	75	12	9	21	127	-9	0	0	1
Dave Jensen	46	8	8	16	12	-10	2	0	0
Bob Carpenter	22	5	7	12	21	-7	4	0	0
John Blum	66	2	8	10	133	1	0	0	0
Greg Smith	45	0	9	9	31	-6	0	0	0
John Barrett	55	2	2	4	43	-16	0	0	0
Pete Peeters	37	0	4	4	16	E	0	0	0
Gary Sampson	25	1	2	3	4	-9	0	0	0
*Jeff Greenlaw	22	0	3	3	44	2	0	0	0
*Yvon Corriveau	17	1	1	2	24	-4	0	0	0
*Ed Kastelic	23	1	1	2	83	-3	1	0	0
*Paul Cavallini	6	0	2	2	8	-4	0	0	0
Stephen Leach	15	1	0	1	6	-4	0	0	0
*Yves Beaudoin	6	0	0	0	5	-4	0	0	0
Grant Martin	9	0	0	0	4	-1	0	0	0
*Jim Thomson	10	0	0	0	35	-2	0	0	0
Bob Crawford	15	0	0	0	2	-1	0	0	0
Washington	12	0	0	0	0	E	0	0	0

Goaltender	GP	MIN	GA	SO	EN	GAA	W-L-T
*Bob Mason	45	2,536	137	0	3	3.24	20-18-5
Pete Peeters	37	2,002	107	0	3	3.21	17-11-4
Al Jensen	6	328	27	0	1	4.94	1-3-1

\* Indicates rookie

Date	Opponent	Result	Record	Pts
10/9	@ Pittsburgh	L 4-5	0-1-0	0
10/11	Philadelphia	L 1-6	0-2-0	0
10/13	@ NY Rangers	W 7-6	1-2-0	2
10/16	@ NY Islanders	L 4-7	1-3-0	2
10/18	Buffalo	L 2-4	1-4-0	2
10/20	@ Montreal	W 5-4	2-4-0	4
10/21	@ Quebec	T 4-4*	2-4-1	5
10/24	Minnesota	W 8-2	3-4-1	7
10/25	New Jersey	W 2-1	4-4-1	9
10/28	@ Vancouver	W 5-2	5-4-1	11
10/29	Edmonton	L 3-6	5-5-1	11
11/1	@ Calgary	L 1-4	5-6-1	11
11/4	@ NY Islanders	L 1-7	5-7-1	11
11/5	Vancouver	W 3-2	6-7-1	13
11/8	Chicago	W 3-2	7-7-1	15
11/11	@ Minnesota	T 2-2*	7-7-2	16
11/12	@ Chicago	T 2-2*	7-7-3	17
11/14	Quebec	L 1-4	7-8-3	17
11/16	@ Philadelphia	L 2-6	7-9-3	17
11/18	Los Angeles	L 5-6	7-10-3	17
11/21	@ Detroit	T 3-3*	7-10-4	18
11/22	Pittsburgh	L 4-5	7-11-4	18
11/26	Boston	T 2-2*	7-11-5	19
11/28	Philadelphia	L 2-4	7-12-5	19
11/29	@ Quebec	L 3-4	7-13-5	19
12/1	@ Montreal	W 2-1	8-13-5	21
12/3	@ Winnipeg	T 3-3*	8-13-6	22
12/6	Montreal	W 3-1	9-13-6	24
12/9	New Jersey	W 4-2	10-13-6	26
12/10	@ Toronto	L 2-8	10-14-6	26
12/14	NY Rangers	L 1-3	10-15-6	26
12/17	@ NY Rangers	L 1-6	10-16-6	26
12/19	@ New Jersey	L 4-6	10-17-6	26
12/20	St. Louis	W 5-3	11-17-6	28
12/26	NY Islanders	W 2-1	12-17-6	30
12/28	@ Chicago	L 5-7	12-18-6	30
12/30	Hartford	L 1-3	12-19-6	30
1/1	Pittsburgh	W 4-3	13-19-6	32
1/3	Philadelphia	L 1-4	13-20-6	32
1/5	@ St. Louis	W 6-4	14-20-6	34
1/7	@ Pittsburgh	L 2-5	14-21-6	34
1/9	Pittsburgh	W 3-2	15-21-6	36
1/11	@ Philadelphia	T 2-2*	15-21-7	37
1/13	Winnipeg	L 2-3	15-22-7	37
1/15	@ NY Islanders	W 3-2	16-22-7	39
1/17	@ Hartford	W 6-1	17-22-7	41
1/18	@ New Jersey	W 6-1	18-22-7	43
1/20	New Jersey	W 6-3	19-22-7	45
1/23	@ Buffalo	W 3-2	20-22-7	47
1/24	Buffalo	L 3-6	20-23-7	47
1/27	@ Pittsburgh	L 5-7	20-24-7	47
1/28	@ Detroit	W 2-1	21-24-7	49
1/30	NY Islanders	T 3-3*	21-24-8	50
2/1	Winnipeg	W 6-4	22-24-8	52
2/4	@ NY Rangers	L 2-3	22-25-8	52
2/6	Hartford	L 2-5	22-26-8	52
2/7	NY Rangers	L 4-5	22-27-8	52
2/15	@ Edmonton	W 5-3	23-27-8	54
2/18	@ Los Angeles	L 4-7	23-28-8	54
2/20	@ Vancouver	W 6-3	24-28-8	56
2/22	@ Calgary	W 5-2	25-28-8	58
2/24	Detroit	W 8-2	26-28-8	60
2/27	Edmonton	W 5-2	27-28-8	62
3/1	NY Rangers	W 7-3	28-28-8	64
3/3	New Jersey	W 3-2	29-28-8	66
3/5	@ Philadelphia	L 2-4	29-29-8	66
3/7	@ Boston	L 2-3	29-30-8	66
3/10	Calgary	L 3-6	29-31-8	66
3/13	Toronto	W 10-2	30-31-8	68
3/14	@ St. Louis	T 3-3*	30-31-9	69
3/17	Los Angeles	L 4-5	30-32-9	69
3/20	Pittsburgh	W 4-3	31-32-9	71
3/22	Boston	W 4-3	32-32-9	73
3/24	@ NY Islanders	W 3-1	33-32-9	75
3/27	NY Islanders	T 2-2*	33-32-10	76
3/29	Minnesota	W 4-2	34-32-10	78
3/31	Toronto	W 4-2	35-32-10	80
4/1	@ NY Rangers	W 5-1	36-32-10	82
4/4	Philadelphia	W 3-2*	37-32-10	84
4/5	@ New Jersey	W 6-5*	38-32-10	86

\* Denotes overtime game



# 1985-86

# 50-23-7, 107 points

	W	L	T	PTS
Home	30	8	2	62
Away	20	15	5	45
1st Half	25	11	4	54
2nd Half	25	12	3	53
October	4	4	2	10
November	10	3	1	21
December	7	3	1	15
January	8	6	0	16
February	8	3	1	17
March	11	3	1	23
April	2	1	1	5

**Head Coach**  
Bryan Murray



**CRAIG LAUGHLIN**

Player	GP	G	A	PTS	PIM	+/-	PP	SH	GW
Dave Christian	80	41	42	83	15	3	18	2	4
Mike Gartner	74	35	40	75	63	-5	11	2	4
Craig Laughlin	75	30	45	75	43	24	10	0	4
Bengt Gustafsson	70	23	52	75	26	9	8	4	6
Alan Haworth	71	34	39	73	72	36	7	0	5
Larry Murphy	78	21	44	65	50	2	8	1	2
Bob Carpenter	80	27	29	56	105	-12	7	0	3
Greg Adams	78	18	38	56	152	24	3	0	2
Scott Stevens	73	15	38	53	165	E	3	0	2
Gaetan Duchesne	80	11	28	39	39	10	0	1	3
Bobby Gould	79	19	19	38	26	7	0	3	5
Jorgen Pettersson	70	13	21	34	12	-16	4	0	3
Washington	47	8	16	24	10	-4	2	0	3
Greg Smith	76	5	22	27	94	-11	0	0	0
Washington	14	0	3	3	10	3	0	0	0
Peter Andersson	61	6	16	22	36	-8	3	0	3
Lou Franceschetti	76	7	14	21	131	-4	0	0	2
*Kevin Hatcher	79	9	10	19	119	6	1	0	1
Rod Langway	71	1	17	18	61	27	1	0	0
John Barrett	79	2	15	17	137	-26	0	0	0
Washington	14	0	3	3	12	3	0	0	0
Darren Veitch	62	3	9	12	27	21	0	0	0
Gary Sampson	19	1	4	5	2	-3	0	0	1
Mark Taylor	30	2	1	3	4	-4	0	0	0
Doug Jarvis	25	1	2	3	16	-5	0	0	0
Dwight Schofield	50	1	2	3	127	5	0	0	0
*Stephen Leach	11	1	1	2	2	E	0	0	0
*David Jensen	5	1	0	1	0	1	0	0	0
Daryl Evans	6	0	1	1	0	-1	0	0	0
Grant Martin	11	0	1	1	6	-5	0	0	0
Al Jensen	44	0	1	1	4	E	0	0	0
Bob Mason	1	0	0	0	0	E	0	0	0
*Yvon Corriveau	2	0	0	0	0	-1	0	0	0
*Yves Beaudoin	4	0	0	0	0	-4	0	0	0
Pat Riggan	7	0	0	0	2	E	0	0	0
*Ed Kastelic	15	0	0	0	73	E	0	0	0
Pete Peeters	42	0	2	2	12	E	0	0	0
Washington	34	0	0	0	8	E	0	0	0

Goaltender	GP	MIN	GA	SO	EN	GAA	W-L-T
Pete Peeters	42	2,506	144	1	3	3.45	22-15-4
Washington	34	2,021	113	1	3	3.35	19-11-3
Al Jensen	44	2,437	129	2	3	3.18	28-9-3
Pat Riggan	7	369	23	0	1	3.74	2-3-1
Bob Mason	1	16	0	0	0	0.00	1-0-0

\* Indicates rookie

Date	Opponent	Result	Record	Pts
10/10	@ NY Rangers	L 2-4	0-1-0	0
10/12	@ New Jersey	L 1-4	0-2-0	0
10/13	Philadelphia	L 2-4	0-3-0	0
10/16	@ Toronto	W 6-5*	1-3-0	2
10/18	@ Buffalo	W 4-1	2-3-0	4
10/19	Buffalo	T 2-2*	2-3-1	5
10/23	@ Calgary	L 2-4	2-4-1	5
10/25	@ Winnipeg	T 7-7*	2-4-2	6
10/27	@ Chicago	W 4-2	3-4-2	8
10/29	St. Louis	W 6-3	4-4-2	10
11/1	NY Islanders	W 5-3	5-4-2	12
11/2	@ NY Islanders	L 3-5	5-5-2	12
11/5	Chicago	W 8-4	6-5-2	14
11/6	@ Pittsburgh	W 4-1	7-5-2	16
11/9	Calgary	L 3-5	7-6-2	16
11/12	Edmonton	W 5-2	8-6-2	18
11/15	Vancouver	W 5-3	9-6-2	20
11/16	@ Boston	T 2-2*	9-6-3	21
11/19	Pittsburgh	W 4-3	10-6-3	23
11/20	@ Pittsburgh	W 3-1	11-6-3	25
11/23	Quebec	W 3-0	12-6-3	27
11/27	Montreal	W 5-3	13-6-3	29
11/29	NY Rangers	L 2-5	13-7-3	29
11/30	New Jersey	W 6-2	14-7-3	31
12/5	St. Louis	W 3-2	15-7-3	33
12/7	Vancouver	W 2-1	16-7-3	35
12/10	Toronto	W 3-2	17-7-3	37
12/14	@ Los Angeles	W 5-4	18-7-3	39
12/17	@ Vancouver	T 4-4*	18-7-4	40
12/18	@ Edmonton	W 5-2	19-7-4	42
12/20	@ Winnipeg	L 4-7	19-8-4	42
12/22	@ Quebec	W 7-5	20-8-4	44
12/26	Quebec	W 4-3	21-8-4	46
12/28	Chicago	L 4-7	21-9-4	46
12/29	@ NY Rangers	L 5-6	21-10-4	46
1/1	NY Rangers	W 3-0	22-10-4	48
1/3	@ New Jersey	W 3-2	23-10-4	50
1/4	New Jersey	W 9-3	24-10-4	52
1/7	Detroit	W 4-3	25-10-4	54
1/9	@ Philadelphia	L 0-4	25-11-4	54
1/11	@ Minnesota	L 3-5	25-12-4	54
1/14	Calgary	L 3-4	25-13-4	54
1/17	@ New Jersey	W 4-3	26-13-4	56
1/18	Philadelphia	W 5-2	27-13-4	58
1/21	Minnesota	W 7-5	28-13-4	60
1/24	NY Islanders	L 5-7	28-14-4	60
1/25	@ Minnesota	W 6-3	29-14-4	62
1/28	@ Detroit	L 0-7	29-15-4	62
1/29	@ Toronto	L 2-5	29-16-4	62
2/1	New Jersey	W 5-4	30-16-4	64
2/2	@ Hartford	W 5-4	31-16-4	66
2/7	Montreal	W 3-2	32-16-4	68
2/8	Edmonton	W 5-4*	33-16-4	70
2/12	@ Pittsburgh	L 1-8	33-17-4	70
2/15	@ Los Angeles	W 4-1	34-17-4	72
2/18	@ NY Islanders	W 5-4	35-17-4	74
2/19	@ Montreal	T 4-4*	35-17-5	75
2/22	@ Philadelphia	L 1-3	35-18-5	75
2/23	@ Buffalo	L 1-4	35-19-5	75
2/25	Detroit	W 4-3*	36-19-5	77
2/27	@ Boston	W 2-1	37-19-5	79
3/1	NY Rangers	W 4-0	38-19-5	81
3/2	@ NY Rangers	W 4-2	39-19-5	83
3/4	New Jersey	W 4-2	40-19-5	85
3/8	@ NY Islanders	W 6-2	41-19-5	87
3/9	NY Islanders	W 3-1	42-19-5	89
3/11	Pittsburgh	W 5-3	43-19-5	91
3/13	@ Philadelphia	L 0-2	43-20-5	91
3/15	@ St. Louis	W 5-4	44-20-5	93
3/17	@ Pittsburgh	W 5-3	45-20-5	95
3/18	Los Angeles	L 2-5	45-21-5	95
3/21	Winnipeg	W 5-3	46-21-5	97
3/23	Philadelphia	W 6-5	47-21-5	99
3/25	Boston	W 6-3	48-21-5	101
3/28	NY Islanders	L 3-4	48-22-5	101
3/29	@ Hartford	T 6-6*	48-22-6	102
4/1	Pittsburgh	W 5-3	49-22-6	104
4/3	Hartford	W 4-2	50-22-6	106
4/5	NY Rangers	T 4-4*	50-22-7	107
4/6	@ Philadelphia	L 3-5	50-23-7	107

\* Denotes overtime game

# 1984-85

# 46-25-9, 101 points

	W	L	T	PTS
Home	27	11	2	56
Away	19	14	7	45
1st Half	22	11	7	51
2nd Half	24	14	2	50
October	4	3	2	10
November	5	5	3	13
December	12	2	2	26
January	10	3	0	20
February	7	3	2	16
March	6	8	0	12
April	2	1	0	3

**Head Coach**  
Bryan Murray



**DAVE CHRISTIAN**

Player	GP	G	A	PTS	PIM	+/-	PP	SH	GW
Mike Gartner	80	50	52	102	71	17	17	0	11
Bob Carpenter	80	53	42	95	87	20	12	0	7
Dave Christian	80	26	43	69	14	20	5	0	2
Scott Stevens	80	21	44	65	221	19	16	0	5
Larry Murphy	79	13	42	55	51	21	3	0	0
Craig Laughlin	78	16	34	50	38	12	5	0	3
Alan Haworth	76	23	26	49	48	19	4	0	2
Bengt Gustafsson	51	14	29	43	8	13	6	1	3
Gaetan Duchesne	67	15	23	38	32	16	0	1	1
Mike McEwen	56	11	7	38	42	22	4	0	3
Doug Jarvis	80	9	28	37	32	19	1	1	1
Bobby Gould	78	14	19	33	69	10	0	1	3
Bryan Erickson	57	15	13	28	23	11	1	0	1
Rod Langway	79	4	22	26	54	35	0	0	1
*Gary Sampson	46	10	15	25	13	20	0	1	0
Darren Veitch	75	3	18	21	37	31	2	0	0
Mark Taylor	56	8	11	19	21	-8	0	1	1
Washington	9	1	1	2	2	-1	0	0	0
Greg Adams	51	6	12	18	72	8	0	0	1
Lou Franceschetti	22	4	7	11	45	1	0	0	1
Peter Andersson	57	0	10	10	21	5	0	0	0
*Dean Evason	15	3	4	7	2	9	0	0	1
Paul Gardner	12	2	4	6	6	-1	2	0	0
Glen Currie	44	1	5	6	19	2	0	0	0
Timo Blomqvist	53	1	4	5	51	11	0	0	0
Jim McGeough	11	3	0	3	12	E	0	0	0
*Andre Hidi	6	2	1	3	9	2	1	0	0
Dave Shand	13	1	1	2	34	1	0	0	0
*Kevin Hatcher	2	1	0	1	0	1	0	1	0
Bob Mason	12	0	1	1	0	E	0	0	0
Pat Riggan	57	0	1	1	2	E	0	0	0
Mikko Leinonen	3	0	1	1	2	1	0	0	0
Al Jensen	14	0	0	0	6	E	0	0	0

Goaltender	GP	MIN	GA	SO	EN	GAA	W-L-T
Pat Riggan	57	3,388	168	2	6	2.98	28-20-7
Al Jensen	14	803	34	1	1	2.54	10-3-1
*Bob Mason	12	661	31	1	0	2.81	8-2-1

\* Indicates rookie

Date	Opponent	Result	Record	Pts
10/11	@ Philadelphia	T 2-2*	0-0-1	1
10/13	Philadelphia	L 2-4	0-1-1	1
10/14	@ Chicago	W 5-3	1-1-1	3
10/16	Los Angeles	W 5-3	2-1-1	5
10/20	NY Rangers	L 5-6	2-2-1	5
10/24	@ Edmonton	T 3-3*	2-2-2	6
10/25	@ Calgary	L 3-5	2-3-2	6
10/28	@ Vancouver	W 5-2	3-3-2	8
10/30	Calgary	W 4-3*	4-3-2	10
11/3	New Jersey	W 6-4	5-3-2	12
11/7	@ NY Rangers	L 3-4	5-4-2	12
11/9	Edmonton	L 5-8	5-5-2	12
11/10	@ New Jersey	T 2-2*	5-5-3	13
11/13	Minnesota	T 3-3*	5-5-4	14
11/16	@ Buffalo	L 2-3	5-6-4	14
11/17	Buffalo	W 3-2	6-6-4	16
11/20	@ NY Islanders	L 3-5	6-7-4	16
11/21	@ Pittsburgh	T 3-3*	6-7-5	17
11/23	NY Islanders	L 1-5	6-8-5	17
11/25	Chicago	W 5-0	7-8-5	19
11/27	@ Quebec	W 9-2	8-8-5	21
11/28	@ NY Rangers	W 2-1	9-8-5	23
12/1	@ Boston	W 5-4*	10-8-5	25
12/2	Pittsburgh	W 9-1	11-8-5	27
12/4	New Jersey	W 4-1	12-8-5	29
12/7	Winnipeg	L 5-7	12-9-5	29
12/9	Detroit	W 4-0	13-9-5	31
12/11	@ St. Louis	T 3-3*	13-9-6	32
12/12	@ Minnesota	W 3-2	14-9-6	34
12/15	NY Rangers	W 4-2	15-9-6	36
12/16	@ NY Rangers	W 6-3	16-9-6	38
12/18	@ Quebec	W 4-1	17-9-6	40
12/20	@ Montreal	T 2-2*	17-9-7	41
12/22	St. Louis	W 7-5	18-9-7	43
12/23	@ Philadelphia	L 4-7	18-10-7	43
12/26	Philadelphia	W 6-0	19-10-7	45
12/27	@ NY Islanders	W 5-4*	20-10-7	47
12/29	Hartford	W 3-2	21-10-7	49
1/1	Boston	W 5-1	22-10-7	51
1/4	Quebec	L 3-5	22-11-7	51
1/8	@ Detroit	W 4-2	23-11-7	53
1/9	@ St. Louis	W 4-2	24-11-7	55
1/12	@ New Jersey	L 3-5	24-12-7	55
1/14	Minnesota	W 6-3	25-12-7	57
1/16	@ Pittsburgh	W 5-4	26-12-7	59
1/17	Pittsburgh	W 6-2	27-12-7	61
1/19	NY Rangers	W 7-1	28-12-7	63
1/23	@ Chicago	W 3-2	29-12-7	65
1/26	@ NY Islanders	W 5-1	30-12-7	67
1/27	NY Islanders	W 5-2	31-12-7	69
1/29	@ Detroit	L 3-4	31-13-7	69
2/1	Toronto	T 3-3*	31-13-8	70
2/3	Winnipeg	W 6-2	32-13-8	72
2/5	@ Toronto	W 4-1	33-13-8	74
2/8	Los Angeles	W 6-1	34-13-8	76
2/9	Philadelphia	L 4-5	34-14-8	76
2/13	@ Winnipeg	L 3-5	34-15-8	76
2/14	@ Calgary	W 4-3	35-15-8	78
2/16	@ Los Angeles	L 2-5	35-16-8	78
2/21	@ Vancouver	W 6-2	36-16-8	80
2/23	@ Edmonton	T 3-3*	36-16-9	81
2/26	Vancouver	W 3-2	37-16-9	83
2/28	@ NY Rangers	W 5-4	38-16-9	85
3/2	Buffalo	L 0-4	38-17-9	85
3/5	New Jersey	W 4-1	39-17-9	87
3/7	@ Philadelphia	L 6-9	39-18-9	87
3/8	Philadelphia	L 2-4	39-19-9	87
3/10	Boston	L 2-3	39-20-9	87
3/14	Toronto	W 4-0	40-20-9	89
3/16	@ NY Islanders	L 4-6	40-21-9	89
3/19	New Jersey	W 4-1	41-21-9	91
3/21	@ Montreal	L 2-3	41-22-9	91
3/22	Montreal	W 3-1	42-22-9	93
3/24	Pittsburgh	W 7-3	43-22-9	95
3/27	Hartford	L 1-3	43-23-9	95
3/28	@ New Jersey	L 2-3	43-24-9	95
3/30	NY Islanders	W 4-3	44-24-9	97
4/4	@ Hartford	L 0-2	44-25-9	97
4/6	@ Pittsburgh	W 7-4	45-25-9	99
4/7	Pittsburgh	W 7-3	46-25-9	101

\* Denotes overtime game



# 1983-84

# 48-27-5, 101 points

	W	L	T	PTS
Home	26	11	3	55
Away	22	16	2	46
1st Half	18	19	3	39
2nd Half	30	8	2	62
October	5	7	0	10
November	6	6	1	13
December	7	6	1	15
January	9	2	2	20
February	9	4	0	18
March	11	2	1	23
April	1	0	0	2

**Head Coach**  
Bryan Murray



**DOUG JARVIS**

Player	GP	G	A	PTS	PIM	+/-	PP	SH	GW
Mike Gartner	80	40	45	85	90	22	8	0	7
Dave Christian	80	29	52	81	28	26	9	0	6
Bengt Gustafsson	69	32	43	75	16	29	8	0	5
Bob Carpenter	80	28	40	68	51	E	8	0	5
Alan Haworth	75	24	31	55	52	14	7	0	5
Craig Laughlin	80	20	32	52	69	4	7	0	3
Larry Murphy	78	13	36	49	50	8	2	0	2
Washington	72	13	33	46	50	12	2	0	2
Scott Stevens	78	13	32	45	201	26	7	0	2
Doug Jarvis	80	13	29	42	12	7	0	2	0
Bobby Gould	78	21	19	40	74	-2	4	0	4
Gaetan Duchesne	79	17	19	36	29	15	3	2	1
Glen Currie	80	12	24	36	20	9	0	2	2
Rod Langway	80	9	24	33	61	14	1	2	2
*Bryan Erickson	45	12	17	29	16	10	4	0	2
Darren Veitch	46	6	18	24	17	E	4	0	0
Timo Blomqvist	65	1	19	20	84	17	0	0	0
Dave Shand	72	4	15	19	124	23	0	0	0
Chris Valentine	22	6	5	11	21	-8	2	0	1
*Peter Andersson	42	3	7	10	20	12	2	0	0
Greg Adams	57	2	6	8	133	1	0	0	0
Gary McAdam	24	1	5	6	12	E	0	0	1
Greg Theberge	13	1	2	3	4	-4	1	0	0
*Gary Sampson	15	1	1	2	6	1	0	0	0
Paul MacKinnon	12	0	1	1	4	-7	0	0	0
Brian Engblom	6	0	1	1	8	-4	0	0	0
Ken Houston	4	0	0	0	4	-2	0	0	0
Al Jensen	43	0	0	0	22	E	0	0	0
Pat Riggan	41	0	0	0	4	E	0	0	0
*Dean Evason	2	0	0	0	2	E	0	0	0
Lou Franceschetti	2	0	0	0	0	-2	0	0	0
*Andre Hidi	1	0	0	0	0	E	0	0	0

Goaltender	GP	MIN	GA	SO	EN	GAA	W-L-T
Al Jensen	43	2,414	117	4	3	2.91	25-13-3
Pat Riggan	41	2,299	102	4	1	2.66	21-14-2
Bob Mason	2	120	3	0	0	1.50	2-0-0
Dave Parro	1	1	0	0	0	0.00	0-0-0

\* Indicates rookie

Date	Opponent	Result	Record	Pts
10/6	@ Philadelphia	L 1-4	0-1-0	0
10/8	NY Islanders	L 7-8*	0-2-0	0
10/9	@ Buffalo	L 2-5	0-3-0	0
10/13	@ NY Rangers	L 3-4	0-4-0	0
10/14	Pittsburgh	L 0-4	0-5-0	0
10/16	Quebec	L 2-4	0-6-0	0
10/19	@ Hartford	L 0-3	0-7-0	0
10/22	Philadelphia	W 4-1	1-7-0	2
10/25	@ Pittsburgh	W 1-0	2-7-0	4
10/26	@ New Jersey	W 2-0	3-7-0	6
10/29	@ Minnesota	W 6-1	4-7-0	8
10/30	@ Winnipeg	W 7-3	5-7-0	10
11/2	@ Edmonton	L 3-11	5-8-0	10
11/4	Vancouver	W 5-4*	6-8-0	12
11/6	Detroit	W 3-2	7-8-0	14
11/9	Edmonton	L 4-7	7-9-0	14
11/12	NY Rangers	W 7-4	8-9-0	16
11/13	@ Boston	L 2-4	8-10-0	16
11/16	@ NY Rangers	L 1-4	8-11-0	16
11/18	NY Islanders	W 7-1	9-11-0	18
11/19	@ NY Islanders	L 2-6	9-12-0	18
11/23	Chicago	T 2-2*	9-12-1	19
11/25	NY Rangers	W 3-1	10-12-1	21
11/26	@ Montreal	W 5-2	11-12-1	23
11/29	@ Quebec	L 3-6	11-13-1	23
12/1	New Jersey	W 8-4	12-13-1	25
12/2	@ New Jersey	T 2-2*	12-13-2	26
12/4	Boston	L 1-4	12-14-2	26
12/7	@ NY Rangers	L 5-7	12-15-2	26
12/8	Calgary	W 4-3	13-15-2	28
12/10	Montreal	W 2-0	14-15-2	30
12/15	@ Philadelphia	L 4-9	14-16-2	30
12/17	@ Toronto	W 3-1	15-16-2	32
12/18	Los Angeles	W 5-0	16-16-2	34
12/22	@ NY Islanders	L 1-6	16-17-2	34
12/23	NY Islanders	W 7-3	17-17-2	36
12/26	Philadelphia	L 4-5	17-18-2	36
12/28	Detroit	L 2-3*	17-19-2	36
12/31	@ New Jersey	W 3-2	18-19-2	38
1/2	NY Rangers	T 2-2*	18-19-3	39
1/5	St. Louis	W 5-1	19-19-3	41
1/7	Buffalo	L 2-4	19-20-3	41
1/8	@ Philadelphia	W 7-1	20-20-3	43
1/11	@ Los Angeles	W 4-2	21-20-3	45
1/13	@ Vancouver	W 6-4	22-20-3	47
1/15	@ Calgary	L 2-3	22-21-3	47
1/17	Winnipeg	W 8-3	23-21-3	49
1/20	Chicago	W 5-3	24-21-3	51
1/21	@ Pittsburgh	W 3-2	25-21-3	53
1/25	@ Buffalo	T 2-2*	25-21-4	54
1/27	Toronto	W 6-1	26-21-4	56
1/28	@ Toronto	W 8-0	27-21-4	58
2/2	@ New Jersey	W 2-0	28-21-4	60
2/3	Montreal	W 4-1	29-21-4	62
2/5	Edmonton	W 9-2	30-21-4	64
2/8	Calgary	W 6-1	31-21-4	66
2/11	Philadelphia	W 6-3	32-21-4	68
2/13	@ Minnesota	W 4-0	33-21-4	70
2/16	@ Los Angeles	W 4-2	34-21-4	72
2/18	@ St. Louis	W 4-2	35-21-4	74
2/19	@ Winnipeg	L 3-4*	35-22-4	74
2/22	@ Chicago	L 2-4	35-23-4	74
2/25	@ Detroit	L 1-4	35-24-4	74
2/26	@ Hartford	W 4-3	36-24-4	76
2/28	Vancouver	L 2-3	36-25-4	76
3/1	Pittsburgh	W 9-1	37-25-4	78
3/3	NY Rangers	W 5-1	38-25-4	80
3/5	@ Pittsburgh	W 5-2	39-25-4	82
3/7	Hartford	W 4-2	40-25-4	84
3/9	Quebec	W 5-3	41-25-4	86
3/11	@ Boston	W 2-1	42-25-4	88
3/14	New Jersey	T 3-3*	42-25-5	89
3/17	@ NY Islanders	W 2-1	43-25-5	91
3/18	St. Louis	L 3-5	43-26-5	91
3/21	Minnesota	W 5-1	44-26-5	93
3/24	Pittsburgh	W 6-0	45-26-5	95
3/25	@ Pittsburgh	W 4-3	46-26-5	97
3/28	New Jersey	W 6-2	47-26-5	99
3/31	NY Islanders	L 1-3	47-27-5	99
4/1	@ Philadelphia	W 4-1	48-27-5	101

\* Denotes overtime game

# 1982-83

# 39-25-16, 94 points

	W	L	T	PTS
Home	22	12	6	50
Away	17	13	10	44
1st Half	19	11	10	48
2nd Half	20	14	6	46
October	3	6	1	7
November	5	3	5	15
December	9	1	4	22
January	7	6	2	16
February	6	4	2	14
March	8	4	2	18
April	1	1	0	2

**Head Coach**  
Bryan Murray



**MIKE GARTNER**

Player	GP	G	A	PTS	PIM	+/-	PP	SH	GW
Dennis Maruk	80	31	50	81	71	-21	12	0	2
Mike Gartner	73	38	38	76	54	-2	10	1	3
Bob Carpenter	80	32	37	69	64	E	14	0	4
Bengt Gustafsson	67	22	42	64	16	9	2	0	4
Alan Haworth	74	23	27	50	34	-5	5	0	2
*Milan Novy	73	18	30	48	16	1	3	0	3
Craig Laughlin	75	17	27	44	41	-7	5	0	3
Bobby Gould	80	22	18	40	43	16	0	0	6
Ken Houston	71	25	14	39	93	-8	9	0	0
Glen Currie	68	11	28	39	20	18	0	0	2
Gaetan Duchesne	77	18	19	37	52	15	0	1	6
Greg Theberge	70	8	28	36	20	-3	7	0	1
Rod Langway	80	3	29	32	75	0	1	0	0
Doug Jarvis	80	8	22	30	10	-12	0	1	0
Brian Engblom	73	5	22	27	59	-4	4	0	0
*Scott Stevens	77	9	16	25	195	14	0	0	0
Timo Blomqvist	61	1	17	18	67	15	1	0	1
Chris Valentine	23	7	10	17	14	-2	1	0	1
Ted Bulley	39	4	9	13	47	-3	0	0	1
Darren Veitch	10	0	8	8	0	-1	0	0	0
Randy Holt	70	0	8	8	275	-7	0	0	0
Paul MacKinnon	19	2	2	4	8	1	1	0	0
Torrie Robertson	5	2	0	2	4	-2	0	0	0
Lee Norwood	8	0	1	1	14	-3	0	0	0
Doug Hicks	6	0	0	0	7	-3	0	0	0
Al Jensen	40	0	0	0	6	E	0	0	0
Pat Riggan	38	0	0	0	4	E	0	0	0
*Eric Calder	1	0	0	0	0	E	0	0	0

Goaltender	GP	MIN	GA	SO	EN	GAA	W-L-T
Al Jensen	40	2,358	135	1#	1	3.43	22-12-6
Pat Riggan	38	2,161	121	0#	4	3.36	16-9-9
Dave Parro	6	261	19	0	1	4.37	1-3-1
Robbie Moore	1	20	1	0	1	3.00	0-1-0

# Shared team shutout on 4/3

\* Indicates rookie

Date	Opponent	Result	Record	Pts
10/6	@ NY Rangers	W 5-4	1-0-0	2
10/9	Philadelphia	L 2-3	1-1-0	2
10/10	@ Philadelphia	L 4-6	1-2-0	2
10/13	@ Toronto	W 5-3	2-2-0	4
10/16	Buffalo	L 2-9	2-3-0	4
10/20	Montreal	T 3-3	2-3-1	5
10/21	@ NY Islanders	L 3-6	2-4-1	5
10/23	Minnesota	L 1-3	2-5-1	5
10/27	@ Pittsburgh	L 5-7	2-6-1	5
10/30	@ St. Louis	W 6-5	3-6-1	7
11/3	@ Chicago	T 3-3	3-6-2	8
11/5	St. Louis	L 3-4	3-7-2	8
11/7	Hartford	W 6-2	4-7-2	10
11/8	@ New Jersey	T 2-2	4-7-3	11
11/10	New Jersey	W 3-0	5-7-3	13
11/13	NY Islanders	W 3-1	6-7-3	15
11/16	Calgary	W 5-3	7-7-3	17
11/19	@ Winnipeg	T 3-3	7-7-4	18
11/21	@ Vancouver	L 3-5	7-8-4	18
11/23	@ Calgary	L 3-6	7-9-4	18
11/24	@ Edmonton	T 3-3	7-9-5	19
11/26	Toronto	W 5-3	8-9-5	21
11/28	NY Islanders	T 3-3	8-9-6	22
12/2	Pittsburgh	W 5-4	9-9-6	24
12/4	Chicago	W 4-2	10-9-6	26
12/7	Winnipeg	T 3-3	10-9-7	27
12/9	@ New Jersey	W 6-4	11-9-7	29
12/10	NY Rangers	T 4-4	11-9-8	30
12/12	Boston	W 4-3	12-9-8	32
12/14	Los Angeles	W 7-2	13-9-8	34
12/16	@ Minnesota	T 4-4	13-9-9	35
12/18	@ Pittsburgh	W 3-1	14-9-9	37
12/19	@ Philadelphia	W 3-1	15-9-9	39
12/23	@ NY Islanders	W 5-1	16-9-9	41
12/26	Philadelphia	L 3-6	16-10-9	41
12/28	Pittsburgh	W 6-3	17-10-9	43
12/30	@ Hartford	T 4-4	17-10-10	44
1/1	NY Rangers	L 2-7	17-11-10	44
1/2	@ Quebec	W 7-4	18-11-10	46
1/5	@ Detroit	W 5-2	19-11-10	48
1/6	Toronto	L 1-3	19-12-10	48
1/8	@ St. Louis	T 3-3	19-12-11	49
1/11	Los Angeles	L 7-9	19-13-11	49
1/14	@ Buffalo	L 2-3	19-14-11	49
1/15	Buffalo	L 2-4	19-15-11	49
1/18	Philadelphia	W 4-1	20-15-11	51
1/19	@ Chicago	W 6-4	21-15-11	53
1/21	Quebec	L 4-5	21-16-11	53
1/23	New Jersey	W 3-1	22-16-11	55
1/26	@ Pittsburgh	W 6-2	23-16-11	57
1/28	Pittsburgh	W 7-2	24-16-11	59
1/29	@ Montreal	T 3-3	24-16-12	60
2/1	Detroit	W 5-2	25-16-12	62
2/3	Minnesota	W 3-1	26-16-12	64
2/5	New Jersey	W 5-4	27-16-12	66
2/6	@ Quebec	T 4-4	27-16-13	67
2/10	@ NY Islanders	L 3-8	27-17-13	67
2/13	Winnipeg	W 6-1	28-17-13	69
2/16	@ NY Rangers	L 4-5	28-18-13	69
2/18	@ Vancouver	W 2-1	29-18-13	71
2/19	@ Los Angeles	T 3-3	29-18-14	72
2/23	@ Edmonton	L 3-6	29-19-14	72
2/24	@ Calgary	W 4-2	30-19-14	74
2/26	@ Montreal	L 1-4	30-20-14	74
3/2	Edmonton	L 3-5	30-21-14	74
3/3	@ NY Rangers	W 4-3	31-21-14	76
3/5	Philadelphia	W 4-3	32-21-14	78
3/8	@ New Jersey	W 5-4	33-21-14	80
3/12	@ NY Islanders	L 2-6	33-22-14	80
3/13	Boston	W 6-4	34-22-14	82
3/16	Hartford	W 5-4	35-22-14	84
3/17	@ Boston	W 2-1	36-22-14	86
3/20	@ Philadelphia	W 3-2	37-22-14	88
3/23	Vancouver	T 1-1	37-22-15	89
3/24	New Jersey	W 5-3	38-22-15	91
3/26	Pittsburgh	T 4-4	38-22-16	92
3/27	@ NY Rangers	L 4-5	38-23-16	92
3/30	NY Islanders	L 1-7	38-24-16	92
4/1	@ Detroit	L 7-8	38-25-16	92
4/3	NY Rangers	W 3-0	39-25-16	94

- Postponed from February 11 due to weather



# 1981-82

# 26-41-13, 65 points

	W	L	T	PTS
Home	16	16	8	40
Away	10	25	5	25
1st Half	12	25	3	27
2nd Half	14	16	10	38
October	1	11	0	2
November	5	4	2	12
December	4	9	1	9
January	4	5	5	13
February	6	6	1	13
March	4	6	4	12
April	2	0	0	4

## Head Coach

Gary Green 1-12-0  
 Roger Crozier (Nov. 5) 0-1-0  
 Bryan Murray (Nov. 11) 25-28-13



**BOB CARPENTER**

Player	GP	G	A	PTS	PIM	+/-	PP	SH	GW
Dennis Maruk	80	60	76	136	128	-4	20	2	1
Ryan Walter	78	38	49	87	142	-3	19	1	3
Mike Gartner	80	35	45	80	121	-11	5	2	5
*Bob Carpenter	80	32	35	67	69	-23	7	1	3
*Chris Valentine	60	30	37	67	92	-15	18	0	5
Bengt Gustafsson	70	26	34	60	40	-20	3	0	2
Darren Veitch	67	9	44	53	54	-17	5	0	1
Greg Theberge	57	5	32	37	49	-8	2	0	0
Bobby Gould	76	21	13	34	73	-5	1	0	2
Washington	60	18	13	31	69	-3	1	0	1
Rick Green	65	3	25	28	93	-12	1	0	0
Terry Murray	74	3	22	25	60	-14	0	0	0
Doug Hicks	51	3	21	24	66	-1	1	0	0
Washington	12	0	1	1	11	-7	0	0	0
*Gaetan Duchesne	74	9	14	23	46	-6	0	0	1
*Torrie Robertson	54	8	13	21	204	-1	3	0	0
Lee Norwood	28	7	10	17	127	8	3	0	1
Washington	26	7	10	17	125	7	3	0	1
Tim Tookey	28	8	8	16	3	-9	5	0	0
Glen Currie	43	7	7	14	14	-2	0	1	0
Wes Jarvis	26	1	12	13	18	5	0	0	0
*Lou Franceschetti	30	2	10	12	23	-4	0	0	1
*Timo Blomqvist	44	1	11	12	62	-17	0	0	0
Paul MacKinnon	39	2	9	11	35	-10	0	0	0
Randy Holt	61	2	6	8	259	-11	0	0	0
Washington	53	2	6	8	250	-7	0	0	0
Jim McTaggart	19	2	4	6	20	-2	0	1	1
Tony Cassolato	12	1	4	5	4	1	0	0	0
Bob Kelly	16	0	4	4	12	-12	0	0	0
*Todd Bidner	12	2	1	3	7	E	0	0	1
Jean Pronovost	10	1	2	3	4	-7	0	0	0
Alan Hangsleben	17	1	1	2	19	-3	0	0	0
Tom Rowe	6	1	1	2	18	E	0	0	0
Howard Walker	16	0	2	2	26	-9	0	0	0
*Al Jensen	26	0	2	2	6	E	0	0	0
*Mike Siltala	3	1	0	1	2	-1	0	0	0
Mike Palmateer	11	0	1	1	6	E	0	0	0
Dave Parro	52	0	1	1	4	E	0	0	0
Pierre Bouchard	1	0	0	0	10	-2	0	0	0
*Tony Camazzola	3	0	0	0	4	1	0	0	0
*Jay Johnston	6	0	0	0	4	-2	0	0	0
*Harvie Poczca	2	0	0	0	2	-2	0	0	0
*Eric Calder	1	0	0	0	0	E	0	0	0
Errol Rausse	2	0	0	0	0	-2	0	0	0
*Jim McGeough	4	0	0	0	0	-2	0	0	0
Goaltender	GP	MIN	GA	SO	EN	GAA	W-L-T		
Al Jensen	26	1,274	81	0	0	3.81	8-8-4		
Dave Parro	52	2,942	206	1	4	4.20	16-26-7		
Mike Palmateer	11	584	47	0	0	4.83	2-7-2		

\* Indicates rookie


Date	Opponent	Result	Record	Pts
10/7	@ Buffalo	L 3-5	0-1-0	0
10/10	Detroit	W 6-3	1-1-0	2
10/11	@ Boston	L 3-6	1-2-0	2
10/14	Philadelphia	L 4-5	1-3-0	2
10/15	@ Philadelphia	L 2-5	1-4-0	2
10/17	Buffalo	L 2-4	1-5-0	2
10/21	Quebec	L 3-6	1-6-0	2
10/23	NY Islanders	L 2-4	1-7-0	2
10/24	@ NY Islanders	L 4-6	1-8-0	2
10/28	@ Vancouver	L 0-3	1-9-0	2
10/29	@ Los Angeles	L 3-4	1-10-0	2
10/31	@ Colorado	L 4-6	1-11-0	2
11/4	Minnesota	L 1-6	1-12-0	2
11/7	NY Rangers	L 1-3	1-13-0	2
11/11	Pittsburgh	L 2-3	1-14-0	2
11/13	Detroit	T 3-3	1-14-1	3
11/14	@ Hartford	W 4-0	2-14-1	5
11/18	Colorado	W 7-1	3-14-1	7
11/21	Philadelphia	W 10-4	4-14-1	9
11/22	@ Philadelphia	W 3-2	5-14-1	11
11/25	@ Minnesota	T 4-4	5-14-2	12
11/27	Montreal	W 5-2	6-14-2	14
11/28	@ Hartford	L 2-6	6-15-2	14
12/2	Calgary	W 9-3	7-15-2	16
12/4	Winnipeg	W 7-3	8-15-2	18
12/5	@ Toronto	L 4-9	8-16-2	18
12/9	@ Chicago	L 3-7	8-17-2	18
12/11	Toronto	W 11-2	9-17-2	20
12/12	@ Pittsburgh	L 4-7	9-18-2	20
12/14	@ Montreal	L 3-6	9-19-2	20
12/17	@ NY Islanders	L 1-4	9-20-2	20
12/19	Chicago	L 4-6	9-21-2	20
12/20	@ NY Rangers	W 3-2	10-21-2	22
12/23	Boston	L 4-7	10-22-2	22
12/26	NY Rangers	T 4-4	10-22-3	23
12/27	@ Buffalo	L 2-3	10-23-3	23
12/30	@ Pittsburgh	L 2-6	10-24-3	23
1/2	Vancouver	W 5-2	11-24-3	25
1/3	@ NY Rangers	W 4-3	12-24-3	27
1/5	@ Quebec	L 0-3	12-25-3	27
1/7	Los Angeles	T 3-3	12-25-4	28
1/9	@ St. Louis	L 4-7	12-26-4	28
1/13	Edmonton	T 6-6	12-26-5	29
1/16	@ Detroit	T 5-5	12-26-6	30
1/17	NY Islanders	T 2-2	12-26-7	31
1/20	@ Winnipeg	L 0-3	12-27-7	31
1/23	@ Boston	L 1-3	12-28-7	31
1/24	@ NY Rangers	T 4-4	12-28-8	32
1/27	NY Rangers	L 4-5	12-29-8	32
1/30	Chicago	W 5-2	13-29-8	34
1/31	Pittsburgh	W 8-3	14-29-8	36
2/2	@ NY Islanders	L 6-7	14-30-8	36
2/4	NY Islanders	L 2-5	14-31-8	36
2/6	@ Pittsburgh	W 6-4	15-31-8	38
2/7	Quebec	T 5-5	15-31-9	39
2/11	@ Calgary	W 5-3	16-31-9	41
2/12	@ Edmonton	L 3-5	16-32-9	41
2/14	@ Colorado	L 3-5	16-33-9	41
2/17	@ Los Angeles	W 5-2	17-33-9	43
2/20	@ Minnesota	L 3-7	17-34-9	43
2/21	@ Winnipeg	W 6-3	18-34-9	45
2/25	St. Louis	W 9-1	19-34-9	47
2/27	Hartford	W 7-1	20-34-9	49
2/28	Edmonton	L 1-4	20-35-9	49
3/3	St. Louis	W 8-4	21-35-9	51
3/5	Calgary	W 8-6	22-35-9	53
3/7	@ Philadelphia	L 1-7	22-36-9	53
3/10	Pittsburgh	L 2-7	22-37-9	53
3/13	Philadelphia	W 6-3	23-37-9	55
3/14	@ NY Rangers	T 5-5	23-37-10	56
3/17	Vancouver	T 6-6	23-37-11	57
3/20	NY Rangers	L 3-4	23-38-11	57
3/21	NY Islanders	L 2-3	23-39-11	57
3/23	@ NY Islanders	L 1-8	23-40-11	57
3/25	@ Philadelphia	W 4-3	24-40-11	59
3/27	Philadelphia	T 4-4	24-40-12	60
3/28	Pittsburgh	L 5-6	24-41-12	60
3/31	@ Pittsburgh	T 4-4	24-41-13	61
4/3	@ Toronto	W 6-4	25-41-13	63
4/4	Montreal	W 3-1	26-41-13	65

# 1980-81

# 26-36-18, 70 points

	W	L	T	PTS
Home	16	17	7	39
Away	10	19	11	31
1st Half	13	16	11	37
2nd Half	13	20	7	33
October	3	4	3	9
November	5	2	6	16
December	5	7	2	12
January	5	8	1	11
February	1	7	4	6
March	5	7	2	12
April	2	1	0	4

**Head Coach**  
Gary Green



**DENNIS MARUK**

Player	GP	G	A	PTS	PIM	+/-	PP	SH	GW
Dennis Maruk	80	50	47	97	87	-7	16	2	5
Mike Gartner	80	48	46	94	100	-5	13	0	3
Ryan Walter	80	24	45	69	150	-9	4	0	1
Bob Kelly	80	26	36	62	157	-13	8	0	4
Jean Pronovost	80	22	36	58	61	-9	6	1	4
Bengt Gustafsson	72	21	34	55	26	11	4	2	1
Dennis Ververgaert	79	14	27	41	40	-5	2	0	2
Rick Green	65	8	23	31	91	-15	2	0	1
*Darren Veitch	59	4	21	25	46	-12	1	0	1
Alan Hangsleben	76	5	19	24	198	-7	0	0	0
*Tim Tookey	29	10	13	23	18	-6	6	0	1
Wes Jarvis	55	9	14	23	30	-9	0	1	0
Paul Mulvey	55	7	14	21	166	-9	1	0	0
Glen Currie	40	5	13	18	16	-5	2	1	0
Guy Charron	47	5	13	18	2	-4	2	1	0
Pat Ribble	67	3	15	18	103	-13	3	0	1
Rolf Edberg	45	8	8	16	6	1	0	0	0
*Howard Walker	64	2	10	12	100	9	2	0	0
Rick Smith	51	5	6	11	42	2	2	0	2
Washington	40	5	4	9	36	7	2	0	2
Pierre Bouchard	50	3	7	10	28	-18	0	0	0
Mike Palmateer	49	0	8	8	17	E	0	0	0
*Jim McTaggart	52	1	6	7	185	-5	0	0	0
Yvon Labre	25	2	4	6	100	-2	0	0	0
Mark Lofthouse	3	1	1	2	4	E	0	0	0
Errol Rausse	5	1	1	2	0	1	0	0	0
Greg Theberge	1	1	0	1	0	-2	0	0	0
*Archie Henderson	7	1	0	1	28	-1	0	0	0
*Dwayne Lowdermilk	2	0	1	1	2	-1	0	0	0
*Dave Parro	18	0	1	1	2	E	0	0	0
*Jay Johnston	2	0	0	0	9	E	0	0	0
Tony Cassolato	2	0	0	0	0	E	0	0	0
*Torrie Robertson	3	0	0	0	0	-2	0	0	0
Paul MacKinnon	14	0	0	0	22	5	0	0	0
Wayne Stephenson	20	0	0	0	4	E	0	0	0
Rollie Boutin	2	0	0	0	0	E	0	0	0
Gary Inness	3	0	0	0	0	E	0	0	0

Goaltender	GP	MIN	GA	SO	EN	GAA	W-L-T
Mike Palmateer	49	2,679	172	2	6	3.85	18-19-9
Wayne Stephenson	20	1,010	66	1	0	3.92	4-7-5
*Dave Parro	18	811	49	1	2	3.63	4-7-2
Gary Inness	3	180	9	0	1	3.00	0-1-2
Rollie Boutin	2	120	11	0	1	5.50	0-2-0

\*Indicates rookie

Date	Opponent	Result	Record	Pts
10/10	Winnipeg	W 4-1	1-0-0	2
10/12	NY Islanders	L 1-2	1-1-0	2
10/15	Montreal	T 3-3	1-1-1	3
10/18	NY Rangers	W 8-2	2-1-1	5
10/19	@ Chicago	L 4-8	2-2-1	5
10/21	Chicago	W 2-0	3-2-1	7
10/24	St. Louis	L 2-3	3-3-1	7
10/25	@ St. Louis	T 3-3	3-3-2	8
10/29	@ Los Angeles	L 2-4	3-4-2	8
10/30	@ Colorado	T 5-5	3-4-3	9
11/1	@ Edmonton	T 2-2	3-4-4	10
11/2	@ Winnipeg	T 4-4	3-4-5	11
11/5	Los Angeles	L 3-5	3-5-5	11
11/8	Buffalo	T 3-3	3-5-6	12
11/9	@ Buffalo	T 3-3	3-5-7	13
11/12	@ Pittsburgh	W 3-1	4-5-7	15
11/15	@ Hartford	W 8-4	5-5-7	17
11/18	@ Quebec	L 2-6	5-6-7	17
11/20	Calgary	W 4-2	6-6-7	19
11/22	Boston	T 2-2	6-6-8	20
11/26	@ Detroit	T 7-7	6-6-9	21
11/28	Toronto	W 6-2	7-6-9	23
11/29	@ Toronto	W 7-3	8-6-9	25
12/3	Minnesota	T 3-3	8-6-10	26
12/6	Colorado	W 8-6	9-6-10	28
12/7	@ Boston	L 3-7	9-7-10	28
12/9	Vancouver	L 2-4	9-8-10	28
12/10	@ NY Rangers	L 2-6	9-9-10	28
12/12	Pittsburgh	L 2-6	9-10-10	28
12/14	Detroit	L 4-5	9-11-10	28
12/17	Edmonton	W 5-2	10-11-10	30
12/20	Philadelphia	L 2-5	10-12-10	30
12/21	@ Philadelphia	W 6-0	11-12-10	32
12/26	NY Rangers	W 7-3	12-12-10	34
12/27	@ Montreal	L 4-7	12-13-10	34
12/30	@ Vancouver	T 3-3	12-13-11	35
12/31	@ Winnipeg	W 5-3	13-13-11	37
1/3	@ Minnesota	L 0-3	13-14-11	37
1/4	Philadelphia	L 1-8	13-15-11	37
1/7	@ Edmonton	L 3-6	13-16-11	37
1/8	@ Calgary	L 0-6	13-17-11	37
1/10	@ Minnesota	L 2-3	13-18-11	37
1/12	@ Colorado	W 2-1	14-18-11	39
1/15	Los Angeles	W 3-0	15-18-11	41
1/17	@ NY Islanders	L 4-6	15-19-11	41
1/18	Hartford	W 3-2	16-19-11	43
1/21	Minnesota	L 1-2	16-20-11	43
1/24	Buffalo	L 4-7	16-21-11	43
1/27	Winnipeg	W 4-3	17-21-11	45
1/29	Vancouver	W 3-1	18-21-11	47
1/31	@ Pittsburgh	T 4-4	18-21-12	48
2/1	Edmonton	W 7-4	19-21-12	50
2/3	@ Vancouver	T 3-3	19-21-13	51
2/5	@ Calgary	L 2-5	19-22-13	51
2/7	@ Los Angeles	T 4-4	19-22-14	52
2/12	@ Buffalo	L 3-6	19-23-14	52
2/14	@ Montreal	L 1-6	19-24-14	52
2/18	Chicago	T 5-5	19-24-15	53
2/21	@ NY Rangers	L 4-6	19-25-15	53
2/22	Quebec	L 7-11	19-26-15	53
2/25	@ Chicago	T 2-2	19-26-16	54
2/26	Pittsburgh	L 5-7	19-27-16	54
2/28	@ St. Louis	L 4-7	19-28-16	54
3/3	Calgary	L 3-6	19-29-16	54
3/4	@ Quebec	L 4-7	19-30-16	54
3/8	Toronto	W 7-3	20-30-16	56
3/10	Colorado	W 4-3	21-30-16	58
3/11	@ Hartford	W 5-2	22-30-16	60
3/13	Boston	L 1-7	22-31-16	60
3/14	@ Toronto	L 3-5	22-32-16	60
3/18	Quebec	L 4-6	22-33-16	60
3/21	St. Louis	T 3-3	22-33-17	61
3/22	Montreal	T 2-2	22-33-18	62
3/24	@ Philadelphia	W 5-2	23-33-18	64
3/26	@ Detroit	W 2-0	24-33-18	66
3/27	Hartford	L 3-5	24-34-18	66
3/29	NY Islanders	L 4-5	24-35-18	66
4/2	@ Boston	W 3-2	25-35-18	68
4/4	@ NY Islanders	L 1-4	25-36-18	68
4/5	Detroit	W 7-2	26-36-18	70





# 1979-80

# 27-40-13, 67 points

	W	L	T	PTS
Home	20	14	6	46
Away	7	26	7	21
1st Half	11	23	6	28
2nd Half	16	17	7	39
October	3	6	1	7
November	1	10	3	5
December	5	7	1	11
January	4	5	3	11
February	6	5	2	14
March	7	6	2	16
April	1	1	1	3

### Head Coach

Dan Belisle 4-10-2

Gary Green (Nov. 14) 23-30-11



**BENGT GUSTAFSSON**

Player	GP	G	A	PTS	PIM	+/-	PP	SH	GW
Mike Gartner	77	36	32	68	66	15	4	0	3
Ryan Walter	80	24	42	66	106	-1	12	1	1
*Bengt Gustafsson	80	22	38	60	17	-17	6	1	3
Robert Picard	78	11	43	54	122	-21	5	0	1
Rolf Edberg	63	23	23	46	12	-5	4	1	7
Alan Hangsleben	74	13	22	35	114	10	2	0	2
Washington	37	10	7	17	45	1	2	0	1
Paul Mulvey	77	15	19	34	240	-8	2	0	3
Mark Lofthouse	68	15	18	33	20	-4	1	0	1
Bob Sirois	49	15	17	32	18	-5	4	1	2
Guy Charron	33	11	20	31	6	-2	5	0	1
Dennis Maruk	27	10	17	27	8	E	1	1	0
Wes Jarvis	63	11	15	26	8	-3	0	0	0
Rick Green	71	4	20	24	52	-10	0	0	1
*Antero Lehtonen	65	9	12	21	14	-4	2	0	1
Mike Kaszycki	28	7	10	17	10	-5	1	0	0
Leif Svensson	47	4	11	15	21	-10	0	0	0
Pierre Bouchard	54	5	9	14	16	-7	0	0	0
*Paul MacKinnon	63	1	11	12	22	-1	0	0	0
Pat Ribble	55	2	9	11	52	-15	0	0	0
Washington	19	1	5	6	30	2	0	0	0
*Errol Rausse	24	6	2	8	0	4	0	0	0
Peter Scamurra	23	3	5	8	6	-1	1	0	0
Greg Polis	28	1	5	6	19	-6	0	0	0
Yvon Labre	18	0	5	5	38	3	0	0	0
*Tim Coulis	19	1	2	3	27	-6	0	0	0
*Glen Currie	32	2	0	2	2	-2	0	0	0
Dennis Hextall	15	1	1	2	49	-5	0	0	0
Wayne Stephenson	56	0	2	2	20	E	0	0	0
Tony Cassolato	9	0	2	2	0	2	0	0	0
*Brent Tremblay	9	1	0	1	6	1	0	0	0
Gary Rissling	11	0	1	1	49	-6	0	0	0
*Rollie Boutin	18	0	1	1	6	E	0	0	0
*Greg Theberge	12	0	1	1	0	-3	0	0	0
Gary Inness	14	0	0	0	2	E	0	0	0
*Harvie Poczca	1	0	0	0	0	E	0	0	0

Goaltender	GP	MIN	GA	SO	EN	GAA	W-L-T
Wayne Stephenson	56	3,146	187	0	5	3.57	18-24-10
*Rollie Boutin	18	927	54	0	0	3.50	7-7-1
Gary Inness	14	727	44	0	3	3.63	2-9-2

\* Indicates rookie

Date	Opponent	Result	Record	Pts
10/11	@ Buffalo	L 3-6	0-1-0	0
10/13	Boston	L 2-5	0-2-0	0
10/14	@ NY Rangers	W 5-3	1-2-0	2
10/16	Los Angeles	W 8-6	2-2-0	4
10/19	Toronto	L 3-5	2-3-0	4
10/20	@ Pittsburgh	L 1-5	2-4-0	4
10/24	@ Los Angeles	L 3-5	2-5-0	4
10/27	@ Vancouver	L 3-5	2-6-0	4
10/28	@ Edmonton	W 6-4	3-6-0	6
10/30	Montreal	T 2-2	3-6-1	7
11/2	@ Winnipeg	T 1-1	3-6-2	8
11/3	@ Minnesota	L 1-7	3-7-2	8
11/5	@ Montreal	L 0-2	3-8-2	8
11/7	Winnipeg	W 6-3	4-8-2	10
11/10	Buffalo	L 3-5	4-9-2	10
11/13	Edmonton	L 3-5	4-10-2	10
11/15	@ Boston	L 2-3	4-11-2	10
11/16	Detroit	L 2-4	4-12-2	10
11/18	Atlanta	L 2-4	4-13-2	10
11/20	@ Colorado	T 3-3	4-13-3	11
11/21	@ Chicago	L 0-4	4-14-3	11
11/24	Buffalo	L 1-6	4-15-3	11
11/25	@ Quebec	T 2-2	4-15-4	12
11/28	Toronto	L 2-4	4-16-4	12
12/1	Quebec	W 7-2	5-16-4	14
12/2	@ Buffalo	L 0-2	5-17-4	14
12/4	Hartford	T 3-3	5-17-5	15
12/7	Pittsburgh	L 3-5	5-18-5	15
12/8	@ St. Louis	L 1-5	5-19-5	15
12/12	Minnesota	L 4-5	5-20-5	15
12/15	NY Rangers	W 5-4	6-20-5	17
12/19	@ Hartford	L 4-5	6-21-5	17
12/21	Vancouver	W 2-1	7-21-5	19
12/22	@ NY Islanders	L 1-2	7-22-5	19
12/26	@ Toronto	W 8-2	8-22-5	21
12/28	Chicago	W 6-2	9-22-5	23
12/30	@ NY Rangers	L 2-5	9-23-5	23
1/4	@ Hartford	W 6-3	10-23-5	25
1/5	@ Minnesota	T 2-2	10-23-6	26
1/11	Vancouver	W 7-4	11-23-6	28
1/12	@ NY Islanders	L 2-5	11-24-6	28
1/15	@ Philadelphia	L 4-7	11-25-6	28
1/16	Edmonton	L 2-5	11-26-6	28
1/19	Philadelphia	T 4-4	11-26-7	29
1/20	@ Quebec	L 2-3	11-27-7	29
1/22	Winnipeg	W 5-4	12-27-7	31
1/26	Quebec	T 1-1	12-27-8	32
1/27	NY Islanders	W 7-1	13-27-8	34
1/30	@ Chicago	L 2-5	13-28-8	34
2/1	@ Atlanta	L 2-4	13-29-8	34
2/2	NY Rangers	L 3-6	13-30-8	34
2/6	@ Detroit	T 2-2	13-30-9	35
2/8	@ Winnipeg	W 6-3	14-30-9	37
2/12	@ Los Angeles	W 5-2	15-30-9	39
2/15	@ Edmonton	L 2-8	15-31-9	39
2/16	@ Vancouver	W 5-3	16-31-9	41
2/19	Montreal	W 3-1	17-31-9	43
2/21	@ Atlanta	L 0-3	17-32-9	43
2/23	Chicago	W 6-2	18-32-9	45
2/24	@ Colorado	T 1-1	18-32-10	46
2/26	Los Angeles	W 5-3	19-32-10	48
2/28	@ Detroit	L 1-4	19-33-10	48
3/1	@ Montreal	L 3-6	19-34-10	48
3/2	Colorado	L 1-3	19-35-10	48
3/5	St. Louis	W 7-5	20-35-10	50
3/8	Hartford	W 9-5	21-35-10	52
3/9	NY Islanders	W 3-1	22-35-10	54
3/12	Boston	W 6-4	23-35-10	56
3/15	Detroit	W 5-2	24-35-10	58
3/16	@ Boston	T 3-3	24-35-11	59
3/18	Colorado	W 4-1	25-35-11	61
3/21	Minnesota	L 3-4	25-36-11	61
3/22	@ St. Louis	L 2-6	25-37-11	61
3/24	@ Toronto	L 1-6	25-38-11	61
3/26	St. Louis	W 4-2	26-38-11	63
3/29	Philadelphia	T 3-3	26-38-12	64
3/30	@ Pittsburgh	L 0-4	26-39-12	64
4/1	Pittsburgh	W 6-2	27-39-12	66
4/3	@ Philadelphia	L 2-4	27-40-12	66
4/5	Atlanta	T 4-4	27-40-13	67

# 1978-79

# 24-41-15, 63 points

	W	L	T	PTS
Home	15	19	6	36
Away	9	22	9	27
1st Half	10	23	7	27
2nd Half	14	18	8	36
October	1	5	2	4
November	4	9	2	10
December	3	8	3	9
January	9	5	1	19
February	1	7	2	4
March	3	6	5	11
April	3	1	0	6

**Head Coach**  
Dan Belisle



**ROBERT PICARD**

Player	GP	G	A	PTS	PIM	+/-	PP	SH	GW
Dennis Maruk	78	31	59	90	71	-15	6	2	3
Washington	76	31	59	90	71	-14	6	2	3
Guy Charron	80	28	42	70	24	-14	9	0	4
Robert Picard	77	21	44	65	85	3	8	0	2
Tom Rowe	69	31	30	61	137	-6	4	0	4
*Ryan Walter	69	28	28	56	70	-1	6	0	1
Bob Sirois	73	29	25	54	6	-6	9	0	3
*Rolf Edberg	76	14	27	41	6	11	1	0	2
Rick Green	71	8	33	41	62	-45	2	1	0
*Leif Svensson	74	2	29	31	28	-3	0	0	0
Bob Girard	79	9	15	24	36	-15	0	0	0
Mark Lofthouse	52	13	10	23	10	-11	1	0	0
Dennis Hextall	46	6	17	23	76	10	2	0	0
Washington	26	2	9	11	43	-13	0	0	0
Greg Polis	25	13	7	20	14	4	6	0	1
Washington	19	12	6	18	6	3	6	0	1
Blair Stewart	45	7	12	19	48	1	0	0	0
Gord Lane	64	3	15	18	147	-15	0	0	0
Yvon Labre	51	1	13	14	80	7	0	0	0
Michel Bergeron	30	7	6	13	7	-18	1	0	1
*Paul Mulvey	55	7	4	11	81	-18	1	0	1
Greg Carroll	24	5	6	11	12	-2	0	0	0
Peter Scamurra	30	3	5	8	12	-13	0	1	0
Jack Lynch	30	2	6	8	14	2	1	0	0
*Gary Rissling	26	3	3	6	127	-5	1	0	1
Gerry Meehan	18	2	4	6	0	-3	1	0	1
Bill Riley	24	2	2	4	64	-6	0	0	0
Ron Lalonde	18	1	3	4	4	-1	0	1	0
Eddy Godin	9	0	3	3	6	-2	0	0	0
Gary Inness	37	0	2	2	6	E	0	0	0
Chuck Arnason	13	0	2	2	4	-1	0	0	0
Craig Patrick	3	1	1	2	0	-1	0	0	0
Doug Patey	6	1	0	1	2	-2	0	0	0
Dave Forbes	2	0	1	1	2	E	0	0	0
Gord Smith	39	0	1	1	22	-7	0	0	0
Bryan Watson	20	0	1	1	36	-7	0	0	0
Jim Bedard	30	0	0	0	6	E	0	0	0
Bernie Wolfe	18	0	0	0	15	E	0	0	0
*Nelson Burton	3	0	0	0	13	-2	0	0	0
Mike Marson	4	0	0	0	0	-3	0	0	0
*Rollie Boutin	2	0	0	0	0	E	0	0	0
Rick Bragnalo	2	0	0	0	0	-1	0	0	0
*Brent Tremblay	1	0	0	0	0	E	0	0	0
Pierre Bouchard	1	0	0	0	0	1	0	0	0

Goaltender	GP	MIN	GA	SO	EN	GAA	W-L-T
Gary Inness	37	2,107	130	0	2	3.70	14-14-8
Jim Bedard	30	1,740	126	0	1	4.35	6-17-6
Bernie Wolfe	18	863	68	0	0	4.73	4-9-1
*Rollie Boutin	2	90	10	0	1	6.67	0-1-0

\* Indicates rookie

Date	Opponent	Result	Record	Pts
10/11	@ Los Angeles	W 4-2	1-0-0	2
10/13	@ Atlanta	T 3-3	1-0-1	3
10/14	Atlanta	L 3-6	1-1-1	3
10/18	Chicago	L 2-4	1-2-1	3
10/20	Los Angeles	L 4-6	1-3-1	3
10/21	@ Pittsburgh	L 1-5	1-4-1	3
10/25	@ Chicago	T 2-2	1-4-2	4
10/28	@ Los Angeles	L 1-5	1-5-2	4
11/1	Pittsburgh	W 6-4	2-5-2	6
11/2	@ Montreal	L 2-4	2-6-2	6
11/4	@ NY Islanders	L 1-4	2-7-2	6
11/5	Detroit	T 3-3	2-7-3	7
11/8	Montreal	L 0-6	2-8-3	7
11/9	@ Boston	L 2-6	2-9-3	7
11/11	Buffalo	L 0-2	2-10-3	7
11/14	Atlanta	W 8-7	3-10-3	9
11/15	@ Minnesota	W 3-2	4-10-3	11
11/17	NY Islanders	L 2-4	4-11-3	11
11/21	@ St. Louis	W 4-3	5-11-3	13
11/22	St. Louis	L 1-3	5-12-3	13
11/25	Boston	T 5-5	5-12-4	14
11/26	@ NY Rangers	L 4-9	5-13-4	14
11/29	@ Pittsburgh	L 3-5	5-14-4	14
12/1	Pittsburgh	L 4-7	5-15-4	14
12/2	@ St. Louis	L 2-5	5-16-4	14
12/4	@ Los Angeles	L 2-10	5-17-4	14
12/5	@ Colorado	W 4-1	6-17-4	16
12/9	@ Vancouver	W 7-5	7-17-4	18
12/12	Colorado	L 3-4	7-18-4	18
12/14	@ Boston	L 2-5	7-19-4	18
12/15	Minnesota	L 1-6	7-20-4	18
12/17	Toronto	W 7-6	8-20-4	20
12/19	Philadelphia	T 4-4	8-20-5	21
12/21	@ Philadelphia	L 2-5	8-21-5	21
12/23	@ Detroit	T 2-2	8-21-6	22
12/27	@ Minnesota	L 1-6	8-22-6	22
12/30	@ Toronto	T 5-5	8-22-7	23
1/3	Los Angeles	W 8-3	9-22-7	25
1/6	@ Detroit	W 4-1	10-22-7	27
1/7	@ Chicago	L 3-5	10-23-7	27
1/9	Philadelphia	L 2-5	10-24-7	27
1/11	@ Buffalo	L 2-6	10-25-7	27
1/12	Colorado	W 8-1	11-25-7	29
1/14	Vancouver	W 5-3	12-25-7	31
1/16	@ NY Islanders	L 2-6	12-26-7	31
1/19	Detroit	W 5-1	13-26-7	33
1/20	@ Pittsburgh	W 5-2	14-26-7	35
1/24	NY Rangers	W 5-1	15-26-7	37
1/27	Chicago	W 4-1	16-26-7	39
1/28	Toronto	T 2-2	16-26-8	40
1/30	@ Detroit	L 4-7	16-27-8	40
1/31	Los Angeles	W 5-3	17-27-8	42
2/3	Vancouver	L 1-5	17-28-8	42
2/4	Montreal	L 4-8	17-29-8	42
2/15	@ Colorado	W 9-3	18-29-8	44
2/17	@ Montreal	L 0-2	18-30-8	44
2/18	@ NY Rangers	T 6-6	18-30-9	45
2/20	@ Atlanta	L 3-5	18-31-9	45
2/21	Detroit	L 3-4	18-32-9	45
2/24	Buffalo	L 4-6	18-33-9	45
2/25	Montreal	L 5-8	18-34-9	45
2/28	@ Los Angeles	T 3-3	18-34-10	46
3/2	@ Vancouver	W 6-2	19-34-10	48
3/4	Minnesota	W 5-4	20-34-10	50
3/5	Montreal	T 2-2	20-34-11	51
3/10	St. Louis	W 7-5	21-34-11	53
3/11	@ Detroit	T 3-3	21-34-12	54
3/14	Detroit	L 1-4	21-35-12	54
3/17	Pittsburgh	L 2-5	21-36-12	54
3/18	@ Buffalo	T 3-3	21-36-13	55
3/20	NY Rangers	T 2-2	21-36-14	56
3/21	@ Pittsburgh	T 2-2	21-36-15	57
3/24	@ Montreal	L 1-3	21-37-15	57
3/25	@ Philadelphia	L 4-7	21-38-15	57
3/28	@ Toronto	L 2-6	21-39-15	57
3/31	Boston	L 1-4	21-40-15	57
4/1	NY Islanders	W 6-4	22-40-15	59
4/3	Los Angeles	W 6-2	23-40-15	61
4/7	@ Montreal	L 3-10	23-41-15	61
4/8	Pittsburgh	W 5-2	24-41-15	63



# 1977-78

# 17-49-14, 48 points

	W	L	T	PTS
Home	10	23	7	27
Away	7	26	7	21
1st Half	8	23	9	25
2nd Half	9	26	5	23
October	2	5	0	4
November	0	10	5	5
December	4	6	3	11
January	3	9	3	9
February	3	10	0	6
March	2	8	2	6
April	3	1	1	7

**Head Coach**  
Tom McVie



**GERRY MEEHAN**

Player	GP	G	A	PTS	PIM	+/-	PP	SH	GW
Guy Charron	80	38	35	73	12	-25	4	0	3
Bob Sirois	72	24	37	61	6	-11	5	0	1
Gerry Meehan	78	19	24	43	10	-41	7	0	2
*Robert Picard	75	10	27	37	101	-26	2	0	4
Bill Riley	57	13	12	25	125	-15	5	0	0
Bob Girard	52	9	14	23	6	-3	1	0	2
Dave Forbes	77	11	11	22	119	-34	0	0	0
*Tom Rowe	63	13	8	21	82	-18	1	0	0
Bill Collins	74	10	9	19	18	-32	0	1	1
Ace Bailey	40	7	12	19	28	-12	0	0	2
Rick Green	60	5	14	19	67	-35	4	0	1
Rick Bragnalo	44	2	13	15	22	-6	0	0	0
Bryan Watson	79	3	11	14	167	-12	0	1	0
Gord Smith	80	4	7	11	78	-20	0	0	1
Larry Bolonchuk	49	3	8	11	79	-19	0	0	0
Gord Lane	69	2	9	11	195	-19	0	0	0
Jean Lemieux	16	3	7	10	0	-12	3	0	0
Jack Lynch	29	1	8	9	4	-13	0	0	0
Mike Marson	46	4	4	8	101	1	0	0	0
Craig Patrick	44	1	7	8	4	-8	1	0	0
Yvon Labre	22	0	8	8	41	E	0	0	0
*Eddy Godin	18	3	3	6	6	-14	0	0	0
Ron Lalonde	67	1	5	6	16	-18	0	0	0
Walt McKechnie	16	4	1	5	0	-14	1	0	0
Doug Gibson	11	2	1	3	0	-3	0	0	0
*Mark Lofthouse	18	2	1	3	8	-5	0	0	0
*Jim Bedard	43	0	2	2	4	E	0	0	0
*Nelson Burton	5	1	0	1	8	-3	0	0	0
Doug Patey	2	0	1	1	0	1	0	0	0
Blair Stewart	8	0	1	1	9	-3	0	0	0
Tony White	1	0	0	0	0	-4	0	0	0
Gary Smith	17	0	0	0	6	E	0	0	0
Bernie Wolfe	25	0	0	0	0	E	0	0	0

Goaltender	GP	MIN	GA	SO	EN	GAA	W-L-T
*Jim Bedard	43	2,492	152	1	4	3.66	11-23-7
Bernie Wolfe	25	1,328	94	0	1	4.25	4-14-4
Gary Smith	17	980	68	0	2	4.16	2-12-3

\* Indicates rookie

Date	Opponent	Result	Record	Pts
10/14	Pittsburgh	W 2-1	1-0-0	2
10/15	@ Cleveland	L 2-4	1-1-0	2
10/19	Montreal	L 3-5	1-2-0	2
10/24	@ Montreal	L 1-5	1-3-0	2
10/26	@ Atlanta	W 6-2	2-3-0	4
10/28	@ Colorado	L 1-8	2-4-0	4
10/29	@ Minnesota	L 4-7	2-5-0	4
11/2	Chicago	T 2-2	2-5-1	5
11/3	@ Philadelphia	L 1-4	2-6-1	5
11/5	Philadelphia	L 1-3	2-7-1	5
11/8	Los Angeles	L 1-5	2-8-1	5
11/9	@ Detroit	T 1-1	2-8-2	6
11/11	Toronto	L 1-3	2-9-2	6
11/13	NY Islanders	L 0-6	2-10-2	6
11/15	@ St. Louis	T 2-2	2-10-3	7
11/16	@ Toronto	L 2-5	2-11-3	7
11/19	Buffalo	L 6-7	2-12-3	7
11/20	@ Buffalo	L 2-5	2-13-3	7
11/23	Atlanta	T 2-2	2-13-4	8
11/24	@ Boston	L 0-6	2-14-4	8
11/26	@ Toronto	T 4-4	2-14-5	9
11/29	@ Los Angeles	L 2-4	2-15-5	9
12/2	Cleveland	L 2-3	2-16-5	9
12/4	Pittsburgh	L 2-4	2-17-5	9
12/6	Vancouver	L 2-5	2-18-5	9
12/7	@ Cleveland	W 5-3	3-18-5	11
12/10	@ Atlanta	L 1-5	3-19-5	11
12/11	St. Louis	W 2-1	4-19-5	13
12/13	@ Vancouver	L 1-3	4-20-5	13
12/17	@ Los Angeles	W 2-1	5-20-5	15
12/21	@ NY Rangers	T 5-5	5-20-6	16
12/23	Detroit	W 3-2	6-20-6	18
12/27	Boston	L 3-6	6-21-6	18
12/28	@ Pittsburgh	T 2-2	6-21-7	19
12/30	NY Rangers	T 3-3	6-21-8	20
1/2	Pittsburgh	W 3-2	7-21-8	22
1/4	Los Angeles	W 4-0	8-21-8	24
1/7	Buffalo	T 4-4	8-21-9	25
1/8	@ Chicago	L 1-3	8-22-9	25
1/11	Detroit	L 3-6	8-23-9	25
1/13	@ Minnesota	T 2-2	8-23-10	26
1/14	NY Islanders	L 0-4	8-24-10	26
1/18	@ Chicago	L 2-5	8-25-10	26
1/19	@ Boston	L 1-4	8-26-10	26
1/21	@ Pittsburgh	W 5-2	9-26-10	28
1/22	@ Detroit	L 3-6	9-27-10	28
1/25	Colorado	T 3-3	9-27-11	29
1/27	Boston	L 2-5	9-28-11	29
1/29	Minnesota	L 0-4	9-29-11	29
1/31	@ Vancouver	L 2-4	9-30-11	29
2/1	@ Los Angeles	L 3-8	9-31-11	29
2/4	@ NY Islanders	L 1-6	9-32-11	29
2/5	@ Buffalo	L 1-4	9-33-11	29
2/10	@ Cleveland	W 4-1	10-33-11	31
2/12	@ Philadelphia	L 1-4	10-34-11	31
2/14	Vancouver	L 2-4	10-35-11	31
2/17	Montreal	L 2-8	10-36-11	31
2/19	Minnesota	W 2-1	11-36-11	33
2/21	Los Angeles	L 1-4	11-37-11	33
2/23	@ Detroit	L 1-4	11-38-11	33
2/25	@ Toronto	L 0-4	11-39-11	33
2/26	Philadelphia	L 1-6	11-40-11	33
2/28	Colorado	W 7-4	12-40-11	35
3/4	@ St. Louis	T 3-3	12-40-12	36
3/8	@ Montreal	L 3-4	12-41-12	36
3/12	@ NY Rangers	L 2-8	12-42-12	36
3/15	Toronto	L 2-5	12-43-12	36
3/18	Cleveland	W 8-3	13-43-12	38
3/19	St. Louis	L 2-3	13-44-12	38
3/22	Chicago	L 2-6	13-45-12	38
3/24	NY Rangers	L 4-11	13-46-12	38
3/25	@ Montreal	L 0-5	13-47-12	38
3/26	Detroit	L 1-4	13-48-12	38
3/28	Boston	T 4-4	13-48-13	39
3/30	@ Colorado	W 4-3	14-48-13	41
4/1	@ NY Islanders	L 2-3	14-49-13	41
4/2	Montreal	T 4-4	14-49-14	42
4/4	Buffalo	W 4-3	15-49-14	44
4/8	@ Pittsburgh	W 6-4	16-49-14	46
4/9	Atlanta	W 4-2	17-49-14	48

\* Postponed from March 3 due to snow

-- Postponed from March 24 due to schedule conflict

# 1976-77

# 24-42-14, 62 points

	W	L	T	PTS
Home	17	15	8	42
Away	7	27	6	20
1st Half	11	23	6	28
2nd Half	13	19	8	34
October	2	6	2	6
November	5	8	0	10
December	3	8	2	8
January	6	6	4	16
February	2	6	5	9
March	6	6	1	13
April	0	2	0	0

**Head Coach**  
Tom McVie



**GUY CHARRON**

Player	GP	G	A	PTS	PIM	+/-	PP	SH	GW
Guy Charron	80	36	46	82	10	-28	6	1	4
Gerry Meehan	80	28	36	64	13	-11	9	1	6
Hartland Monahan	79	23	27	50	37	-28	7	1	4
Ace Bailey	78	19	27	46	51	-21	2	0	2
Bob Sirois	45	13	22	35	2	1	1	0	1
Jack Lynch	75	5	25	30	90	-15	0	0	0
Ron Lalonde	76	12	17	29	24	-20	0	0	0
*Bill Riley	43	13	14	27	124	4	5	0	2
Bill Collins	63	12	15	27	30	-8	0	2	2
Washington	54	11	14	25	26	-7	0	2	1
Rick Bragnalo	80	11	12	23	16	-16	1	2	1
Tony White	72	12	9	21	44	-15	2	1	3
Craig Patrick	28	7	10	17	2	-10	1	0	0
*Gord Lane	80	2	15	17	207	-25	0	0	0
Bryan Watson	70	1	15	16	130	-3	0	0	0
Washington	56	1	14	15	91	-5	0	0	0
*Rick Green	45	3	12	15	16	-20	1	0	0
Yvon Labre	62	3	11	14	169	-5	0	2	0
Gord Smith	79	1	12	13	92	-27	1	0	0
Mike Lampman	22	6	5	11	4	-4	1	0	0
Jean Lemieux	15	4	4	8	2	-9	2	0	0
Harvey Bennett	18	2	6	8	34	-9	0	0	0
Blair Stewart	34	5	2	7	85	-6	0	0	0
Bob Paradise	22	0	5	5	20	-3	0	0	0
*Doug Patey	37	3	1	4	6	-15	0	0	0
*Tom Rowe	12	1	2	3	2	-6	0	0	0
Peter Scamurra	21	0	2	2	8	-6	0	0	0
Mike Marson	10	0	1	1	18	-1	0	0	0
Paul Nicholson	9	0	1	1	2	-6	0	0	0
Bernie Wolfe	37	0	1	1	2	E	0	0	0
*Alex Forsyth	1	0	0	0	0	E	0	0	0
Bill Mikkelsen	1	0	0	0	2	E	0	0	0
Roger Crozier	3	0	0	0	0	E	0	0	0
*Steve Self	3	0	0	0	0	-3	0	0	0
*Brian Kinsella	6	0	0	0	0	-2	0	0	0
Larry Bolonchuk	9	0	0	0	12	-12	0	0	0
Ron Low	54	0	0	0	4	E	0	0	0

Goaltender	GP	MIN	GA	SO	EN	GAA	W-L-T
Ron Low	54	2,918	188	0#	1	3.87	16-27-5
Bernie Wolfe	37	1,779	114	1	2	3.84	7-15-9
Roger Crozier	3	103	2	0#	0	1.17	1-0-0

# Shared team shutout on 3/18

\* Indicates rookie

Date	Opponent	Result	Record	Pts
10/5	Atlanta	W 6-5	1-0-0	2
10/7	@ Detroit	T 3-3	1-0-1	3
10/9	@ Cleveland	L 3-6	1-1-1	3
10/13	@ Vancouver	L 1-4	1-2-1	3
10/16	@ Los Angeles	L 1-7	1-3-1	3
10/19	Montreal	L 0-6	1-4-1	3
10/21	Los Angeles	T 5-5	1-4-2	4
10/24	@ Buffalo	L 1-2	1-5-2	4
10/29	@ Colorado	W 2-1	2-5-2	6
10/31	@ Chicago	L 4-5	2-6-2	6
11/3	@ Atlanta	L 0-7	2-7-2	6
11/5	Buffalo	L 2-3	2-8-2	6
11/7	Minnesota	W 4-1	3-8-2	8
11/9	Vancouver	W 4-2	4-8-2	10
11/10	@ NY Rangers	W 7-5	5-8-2	12
11/12	Chicago	L 4-5	5-9-2	12
11/14	Cleveland	L 2-3	5-10-2	12
11/18	@ Boston	L 2-3	5-11-2	12
11/19	Boston	L 1-4	5-12-2	12
11/21	Colorado	W 3-1	6-12-2	14
11/24	@ Atlanta	L 2-6	6-13-2	14
11/27	@ Minnesota	L 1-6	6-14-2	14
11/30	Pittsburgh	W 6-4	7-14-2	16
12/1	@ NY Rangers	L 1-4	7-15-2	16
12/3	Philadelphia	T 4-4	7-15-3	17
12/5	@ Boston	T 5-5	7-15-4	18
12/7	Vancouver	W 4-3	8-15-4	20
12/10	@ Cleveland	L 1-7	8-16-4	20
12/11	Cleveland	L 2-4	8-17-4	20
12/14	Los Angeles	L 2-4	8-18-4	20
12/17	Toronto	W 3-2	9-18-4	22
12/18	@ Pittsburgh	W 5-3	10-18-4	24
12/23	@ Philadelphia	L 2-5	10-19-4	24
12/26	@ Buffalo	L 2-5	10-20-4	24
12/28	NY Rangers	L 2-5	10-21-4	24
12/29	@ Colorado	L 1-3	10-22-4	24
1/1	@ Toronto	L 1-3	10-23-4	24
1/2	St. Louis	W 2-1	11-23-4	26
1/4	Detroit	T 2-2	11-23-5	27
1/6	Pittsburgh	T 3-3	11-23-6	28
1/8	@ Montreal	L 2-7	11-24-6	28
1/10	@ Detroit	W 2-0	12-24-6	30
1/11	Boston	L 2-3	12-25-6	30
1/15	@ NY Islanders	L 1-2	12-26-6	30
1/16	NY Islanders	T 2-2	12-26-7	31
1/18	Montreal	L 0-3	12-27-7	31
1/19	@ Buffalo	W 4-2	13-27-7	33
1/22	@ Montreal	L 2-5	13-28-7	33
1/23	St. Louis	W 6-3	14-28-7	35
1/27	Detroit	W 4-1	15-28-7	37
1/29	@ St. Louis	W 5-2	16-28-7	39
1/30	Philadelphia	T 5-5	16-28-8	40
2/2	@ Los Angeles	L 2-7	16-29-8	40
2/5	@ NY Islanders	T 3-3	16-29-9	41
2/6	@ Boston	L 2-5	16-30-9	41
2/9	@ Chicago	T 4-4	16-30-10	42
2/10	@ Philadelphia	L 2-9	16-31-10	42
2/12	@ Toronto	L 0-10	16-32-10	42
2/15	Minnesota	T 3-3	16-32-11	43
2/17	@ Minnesota	T 4-4	16-32-12	44
2/19	@ St. Louis	L 1-4	16-33-12	44
2/20	NY Islanders	T 2-2	16-33-13	45
2/22	Pittsburgh	W 3-1	17-33-13	47
2/25	Toronto	W 4-2	18-33-13	49
2/26	@ Pittsburgh	L 1-2	18-34-13	49
3/1	Los Angeles	L 2-3	18-35-13	49
3/3	Chicago	W 7-4	19-35-13	51
3/6	Atlanta	L 2-4	19-36-13	51
3/9	@ Vancouver	L 2-5	19-37-13	51
3/10	@ Los Angeles	L 0-6	19-38-13	51
3/13	@ Detroit	T 3-3	19-38-14	52
3/15	Cleveland	L 1-5	19-39-14	52
3/18	Colorado	W 5-0	20-39-14	54
3/20	Buffalo	L 2-6	20-40-14	54
3/25	NY Rangers	W 7-2	21-40-14	56
3/27	Toronto	W 7-4	22-40-14	58
3/29	Detroit	W 6-1	23-40-14	60
3/30	@ Pittsburgh	W 4-3	24-40-14	62
4/2	@ Montreal	L 0-11	24-41-14	62
4/3	Montreal	L 1-2	24-42-14	62



# 1975-76

	W	L	T	PTS
Home	6	26	8	20
Away	5	33	2	12
1st Half	3	32	5	11
2nd Half	8	27	5	21
October	2	9	1	5
November	1	9	1	3
December	0	11	3	3
January	2	13	0	4
February	3	6	4	10
March	2	9	1	5
April	1	2	0	2

**Head Coach**  
Milt Schmidt 3-28-5  
Tom McVie (Dec. 31) 8-31-5



**BERNIE WOLFE**

Player	GP	G	A	PTS	PIM	+/-	PP	SH	GW
Nelson Pyatt	77	26	23	49	14	-56	5	0	0
*Hartland Monahan	80	17	29	46	35	-49	2	0	2
*Tony White	80	25	17	42	56	-43	7	0	2
Jean Lemieux	66	10	23	33	12	-17	6	0	1
Washington	33	6	14	20	2	-21	5	0	1
Ace Bailey	67	13	19	32	75	-42	2	0	2
Gerry Meehan	32	16	15	31	10	-7	3	0	0
*Bob Sirois	44	10	19	29	6	-33	4	0	0
Washington	43	10	19	29	6	-33	4	0	0
*Harvey Bennett	84	15	13	28	92	-23	2	0	1
Washington	49	12	10	22	39	-27	1	0	1
Ron Lalonde	80	9	19	28	19	-26	2	1	0
Stan Gilbertson	31	13	14	27	6	-25	5	0	0
Blair Stewart	74	13	14	27	113	-53	0	0	0
Bill Clement	46	10	17	27	20	-30	2	0	0
Greg Joly	54	8	17	25	28	-46	3	1	1
Jack Lynch	79	9	13	22	78	-52	5	0	1
Yvon Labre	80	2	20	22	146	-38	0	0	0
Tommy Williams	34	8	13	21	6	-33	2	0	0
Mike Lampman	27	7	12	19	28	-6	0	0	1
*Peter Scamurra	58	2	13	15	33	-38	1	0	0
*Rick Bragnalo	19	2	10	12	8	-4	0	0	0
Bob Gryp	46	6	5	11	12	-18	0	0	0
Mike Marson	57	4	7	11	50	-19	0	0	0
Bob Paradise	57	0	8	8	46	-48	0	0	0
Washington	48	0	8	8	42	-41	0	0	0
Willie Brossart	49	0	8	8	40	-49	0	0	0
Jack Eggers	12	3	3	6	8	-2	2	0	0
Gord Smith	25	1	2	3	28	-22	1	0	0
*John Paddock	8	1	1	2	12	-5	0	0	0
Paul Nicholson	14	0	2	2	9	-4	0	0	0
*Gord Lane	3	1	0	1	12	-5	1	0	0
Larry Bolonchuk	1	0	1	1	0	-1	0	0	0
*Brian Kinsella	4	0	1	1	0	-2	0	0	0
Michel Belhumeur	7	0	1	1	0	E	0	0	0
Ron Low	43	0	0	0	2	E	0	0	0
*Bernie Wolfe	40	0	0	0	0	E	0	0	0
*Don McLean	9	0	0	0	6	-3	0	0	0
Ron Jones	2	0	0	0	0	-1	0	0	0
*Brian Stapleton	1	0	0	0	0	-2	0	0	0
<b>Goaltender</b>	<b>GP</b>	<b>MIN</b>	<b>GA</b>	<b>SO</b>	<b>EN</b>	<b>GAA</b>	<b>W-L-T</b>		
Ron Low	43	2,289	208	0	3	5.45	6-31-2		
Bernie Wolfe	40	2,134	148	0	2	4.16	5-23-7		
Michel Belhumeur	7	377	32	0	1	5.09	0-5-1		

\* Indicates rookie

# 11-59-10, 32 points

Date	Opponent	Result	Record	Pts
10/7	Pittsburgh	L 2-4	0-1-0	0
10/9	@ Philadelphia	L 4-5	0-2-0	0
10/11	@ Pittsburgh	L 5-7	0-3-0	0
10/14	@ Vancouver	L 2-7	0-4-0	0
10/15	@ Los Angeles	L 3-4	0-5-0	0
10/17	@ California	T 3-3	0-5-1	1
10/19	@ Buffalo	L 4-5	0-6-1	1
10/22	Kansas City	L 2-4	0-7-1	1
10/24	Toronto	L 3-6	0-8-1	1
10/26	@ Chicago	W 7-5	1-8-1	3
10/28	@ Los Angeles	L 0-6	1-9-1	3
10/30	@ Kansas City	W 6-2	2-9-1	5
11/1	@ NY Islanders	L 3-7	2-10-1	5
11/5	Los Angeles	L 1-3	2-11-1	5
11/9	St. Louis	L 3-5	2-12-1	5
11/12	Pittsburgh	T 6-6	2-12-2	6
11/14	Atlanta	L 1-4	2-13-2	6
11/15	@ St. Louis	L 2-9	2-14-2	6
11/18	@ Toronto	L 2-4	2-15-2	6
11/19	Vancouver	L 2-5	2-16-2	6
11/21	California	L 0-2	2-17-2	6
11/26	Los Angeles	W 7-2	3-17-2	8
11/29	@ Minnesota	L 3-5	3-18-2	8
12/3	Buffalo	T 4-4	3-18-3	9
12/4	@ Boston	L 2-3	3-19-3	9
12/6	@ Montreal	L 3-9	3-20-3	9
12/7	@ NY Rangers	L 2-5	3-21-3	9
12/9	@ Atlanta	L 1-7	3-22-3	9
12/10	Chicago	L 2-7	3-23-3	9
12/12	Detroit	L 3-5	3-24-3	9
12/14	Minnesota	T 4-4	3-24-4	10
12/17	Boston	L 2-3	3-25-4	10
12/19	Philadelphia	L 5-7	3-26-4	10
12/21	@ Buffalo	L 2-14	3-27-4	10
12/26	Minnesota	T 1-1	3-27-5	11
12/29	Montreal	L 0-6	3-28-5	11
12/31	@ Detroit	L 0-4	3-29-5	11
1/2	California	L 5-8	3-30-5	11
1/3	@ Montreal	L 0-7	3-31-5	11
1/6	Vancouver	L 3-5	3-32-5	11
1/8	@ St. Louis	L 2-4	3-33-5	11
1/9	California	L 0-5	3-34-5	11
1/11	Boston	L 4-7	3-35-5	11
1/13	Montreal	L 2-3	3-36-5	11
1/15	@ Buffalo	L 3-5	3-37-5	11
1/17	@ Minnesota	L 3-7	3-38-5	11
1/21	NY Islanders	L 2-5	3-39-5	11
1/23	NY Rangers	W 7-5	4-39-5	13
1/24	@ Pittsburgh	L 2-8	4-40-5	13
1/27	@ Los Angeles	L 0-2	4-41-5	13
1/28	@ California	W 4-2	5-41-5	15
1/30	@ Vancouver	L 2-4	5-42-5	15
2/4	@ Toronto	T 4-4	5-42-6	16
2/7	@ Kansas City	L 1-5	5-43-6	16
2/8	@ Chicago	L 2-4	5-44-6	16
2/10	Los Angeles	T 2-2	5-44-7	17
2/13	St. Louis	L 0-2	5-45-7	17
2/15	Detroit	W 8-5	6-45-7	19
2/16	Toronto	L 1-5	6-46-7	19
2/18	@ NY Rangers	L 4-11	6-47-7	19
2/21	@ Detroit	W 5-1	7-47-7	21
2/22	NY Islanders	L 0-4	7-48-7	21
2/24	Philadelphia	T 5-5	7-48-8	22
2/27	Boston	T 3-3	7-48-9	23
2/29	Chicago	W 4-1	8-48-9	25
3/6	@ NY Islanders	L 3-6	8-49-9	25
3/7	@ Boston	L 3-4	8-50-9	25
3/12	@ Atlanta	L 1-4	8-51-9	25
3/14	@ Montreal	L 1-5	8-52-9	25
3/16	NY Rangers	W 5-2	9-52-9	27
3/19	Pittsburgh	L 3-7	9-53-9	27
3/20	@ Toronto	L 3-7	9-54-9	27
3/23	Kansas City	T 5-5	9-54-10	28
3/24	@ Detroit	L 3-7	9-55-10	28
3/26	Buffalo	L 1-4	9-56-10	28
3/28	Atlanta	L 1-3	9-57-10	28
3/30	Detroit	W 5-3	10-57-10	30
4/1	@ Philadelphia	L 2-11	10-58-10	30
4/3	@ Pittsburgh	W 5-4	11-58-10	32
4/4	Montreal	L 3-4	11-59-10	32

# 1974-75

# 8-67-5, 21 points

	W	L	T	PTS
Home	7	28	5	19
Away	1	39	0	2
1st Half	3	33	4	10
2nd Half	5	34	1	11
October	1	8	1	3
November	1	10	2	4
December	1	12	1	3
January	1	11	1	3
February	2	12	0	4
March	1	12	0	2
April	1	2	0	2

### Head Coach

Jimmy Anderson 4-45-5  
 Red Sullivan (Feb. 11) 2-16-0  
 Milt Schmidt (March 22) 2-6-0



**YVON LABRE**

Player	GP	G	A	PTS	PIM	+/-	PP	SH	GW
Tommy Williams	73	22	36	58	12	-69	7	2	1
Ace Bailey	71	19	39	58	121	-33	5	0	1
Washington	22	4	13	17	8	-29	1	0	0
Denis Dupere	53	20	15	35	8	-41	8	0	0
*Mike Marson	76	16	12	28	59	-65	5	0	2
Stan Gilbertson	62	13	15	28	18	-40	3	0	1
Washington	25	11	7	18	12	-37	2	0	1
Yvon Labre	76	4	23	27	182	-54	0	0	0
Ron Lalonde	74	12	17	29	27	-38	4	1	1
Washington	50	12	14	26	27	-39	4	1	1
*Mike Bloom	69	7	19	26	84	-54	0	0	0
Dave Kryskow	52	9	15	24	83	-28	1	1	0
Jack Lynch	70	3	20	23	62	-69	0	0	0
Washington	20	1	5	6	16	-54	0	0	0
Doug Mohns	75	2	19	21	54	-52	1	0	0
Bill Lesuk	79	8	11	19	77	-34	1	2	0
*Ron Anderson	28	9	7	16	8	-20	4	0	0
Steve Atkinson	46	11	4	15	8	-26	3	2	0
Pete Laframboise	45	5	10	15	22	-37	0	0	0
Bob Gryp	27	5	8	13	21	-24	0	0	0
*Bruce Cowick	65	5	6	11	41	-42	0	0	0
Gord Smith	63	3	8	11	56	-56	2	0	0
Gord Brooks	38	1	10	11	25	-19	1	0	0
*Nelson Pyatt	25	6	4	10	23	-16	0	0	1
Washington	16	6	4	10	21	-14	0	0	1
*Jim Hryciuk	21	5	5	10	12	-12	1	0	0
Bill Mikkelsen	59	3	7	10	52	-82	3	0	0
*Paul Nicholson	39	4	5	9	7	-29	0	0	1
*Greg Joly	44	1	7	8	44	-68	1	0	0
Blair Stewart	21	1	5	6	41	-7	0	0	0
Washington	2	1	0	1	2	-2	0	0	0
Jack Egers	14	3	2	5	8	-14	1	0	1
Lew Morrison	18	0	4	4	6	-14	0	0	0
Ron Jones	19	1	1	2	16	-14	1	0	0
*Tony White	5	0	2	2	0	E	0	0	0
Michel Belhumeur	35	0	2	2	10	E	0	0	0
Willie Brossart	16	1	0	1	16	-12	0	0	0
Washington	12	1	0	1	14	-14	0	0	0
*Larry Fullan	4	1	0	1	0	-2	1	0	0
Rod Seiling	5	0	1	1	0	-4	0	0	0
Washington	1	0	0	0	0	E	0	0	0
*Murray Anderson	40	0	1	1	68	-20	0	0	0
Ron Low	48	0	0	0	4	E	0	0	0
*Andre Peloffy	9	0	0	0	0	-8	0	0	0
John Adams	8	0	0	0	2	E	0	0	0
Joe Lundrigan	3	0	0	0	2	-3	0	0	0
*Bill Riley	1	0	0	0	0	-1	0	0	0

Goaltender	GP	MIN	GA	SO	EN	GAA	W-L-T
Ron Low	48	2,587	235	1	2	5.45	8-36-2
Michel Belhumeur	35	1,813	162	0	1	5.36	0-24-3
John Adams	8	400	46	0	0	6.90	0-7-0

\* Indicates rookie

Date	Opponent	Result	Record	Pts
10/9	@ NY Rangers	L 3-6	0-1-0	0
10/12	@ Minnesota	L 0-6	0-2-0	0
10/15	Los Angeles	T 1-1	0-2-1	1
10/17	Chicago	W 4-3	1-2-1	3
10/19	@ Detroit	L 4-6	1-3-1	3
10/20	NY Islanders	L 0-5	1-4-1	3
10/22	Detroit	L 0-3	1-5-1	3
10/23	@ Chicago	L 2-3	1-6-1	3
10/27	Toronto	L 3-4	1-7-1	3
10/31	Montreal	L 0-3	1-8-1	3
11/3	Kansas City	L 4-5	1-9-1	3
11/7	@ Boston	L 4-10	1-10-1	3
11/9	@ Philadelphia	L 2-6	1-11-1	3
11/10	Montreal	L 1-11	1-12-1	3
11/12	Atlanta	T 2-2	1-12-2	4
11/13	@ Atlanta	L 3-4	1-13-2	4
11/16	@ Pittsburgh	L 1-8	1-14-2	4
11/18	Pittsburgh	L 0-6	1-15-2	4
11/19	California	W 6-4	2-15-2	6
11/20	@ Buffalo	L 3-7	2-16-2	6
11/24	Minnesota	T 4-4	2-16-3	7
11/27	@ Minnesota	L 4-6	2-17-3	7
11/30	@ Toronto	L 1-7	2-18-3	7
12/1	California	L 2-5	2-19-3	7
12/3	Buffalo	L 3-5	2-20-3	7
12/5	@ Buffalo	L 2-9	2-21-3	7
12/7	@ St. Louis	L 2-8	2-22-3	7
12/8	St. Louis	L 1-3	2-23-3	7
12/12	NY Rangers	T 6-6	2-23-4	8
12/14	@ Boston	L 1-12	2-24-4	8
12/15	Toronto	W 3-1	3-24-4	10
12/17	@ Vancouver	L 2-4	3-25-4	10
12/19	@ Los Angeles	L 1-4	3-26-4	10
12/20	@ California	L 2-5	3-27-4	10
12/22	Buffalo	L 0-4	3-28-4	10
12/26	Philadelphia	L 1-4	3-29-4	10
12/29	NY Islanders	L 0-7	3-30-4	10
1/2	@ NY Islanders	L 2-5	3-31-4	10
1/4	@ Montreal	L 0-10	3-32-4	10
1/5	@ Atlanta	L 0-3	3-33-4	10
1/7	Boston	T 3-3	3-33-5	11
1/11	@ Kansas City	L 3-5	3-34-5	11
1/12	Montreal	L 2-7	3-35-5	11
1/14	Los Angeles	L 2-6	3-36-5	11
1/16	@ Philadelphia	L 0-4	3-37-5	11
1/19	Pittsburgh	L 2-3	3-38-5	11
1/23	Vancouver	L 2-3	3-39-5	11
1/25	@ Detroit	L 2-5	3-40-5	11
1/26	Detroit	W 6-3	4-40-5	13
1/30	@ Los Angeles	L 4-6	4-41-5	13
2/1	@ Vancouver	L 2-5	4-42-5	13
2/5	@ California	L 1-5	4-43-5	13
2/8	@ NY Islanders	L 1-5	4-44-5	13
2/9	@ NY Rangers	L 3-7	4-45-5	13
2/11	NY Rangers	W 7-4	5-45-5	15
2/13	@ Kansas City	L 1-5	5-46-5	15
2/15	@ St. Louis	L 1-7	5-47-5	15
2/16	Kansas City	W 3-0	6-47-5	17
2/18	Los Angeles	L 1-6	6-48-5	17
2/21	Buffalo	L 4-9	6-49-5	17
2/22	@ Chicago	L 3-10	6-50-5	17
2/23	St. Louis	L 2-7	6-51-5	17
2/25	Chicago	L 2-6	6-52-5	17
2/26	@ Pittsburgh	L 1-3	6-53-5	17
3/1	@ Toronto	L 4-5	6-54-5	17
3/2	Vancouver	L 3-7	6-55-5	17
3/4	Boston	L 0-8	6-56-5	17
3/7	@ Montreal	L 4-8	6-57-5	17
3/9	Toronto	L 2-4	6-58-5	17
3/15	@ Pittsburgh	L 1-12	6-59-5	17
3/18	Philadelphia	L 2-7	6-60-5	17
3/20	Minnesota	L 1-5	6-61-5	17
3/22	@ Boston	L 2-8	6-62-5	17
3/23	Atlanta	L 0-5	6-63-5	17
3/26	@ Los Angeles	L 1-5	6-64-5	17
3/28	@ California	W 5-3	7-64-5	19
3/30	Detroit	L 5-8	7-65-5	19
4/2	@ Detroit	L 3-8	7-66-5	19
4/5	@ Montreal	L 2-10	7-67-5	19
4/6	Pittsburgh	W 8-4	8-67-5	21



# General Managers, Head Coaches and Captains

## GENERAL MANAGERS

**MILT SCHMIDT** — Named the Capitals' first general manager. Was replaced by Max McNab, Dec. 29, 1975.  
**MAX McNAB** — Named general manager Dec. 31, 1975. Was replaced by Roger Crozier, Nov. 5, 1981.  
**ROGER CROZIER** — Named interim general manager Nov. 5, 1981. Was replaced by David Poile, Aug. 30, 1982.  
**DAVID POILE** — Named general manager Aug. 30, 1982. Was replaced by George McPhee, June 9, 1997.  
**GEORGE MCPHEE** — Named general manager June 9, 1997.

## HEAD COACHES

### JIMMY ANDERSON

Named the Capitals' first head coach. Relieved of coaching duties Feb. 9, 1975.

YEAR	GM	W-L-T	PTS	PCT.
1974-75	54	4-45-5	13	.120

### RED SULLIVAN

Named head coach Feb. 11, 1975. Relieved of coaching duties March 22, 1975.

YEAR	GM	W-L-T	PTS	PCT.
1974-75	18	2-16-0	4	.111

### MILT SCHMIDT

Named head coach March 23, 1975. Relieved of coaching duties Dec. 29, 1975.

YEAR	GM	W-L-T	PTS	PCT.
1974-75	8	2-6-0	4	.250
1975-76	36	3-28-5	11	.153
<b>TOTALS</b>	<b>44</b>	<b>5-34-5</b>	<b>15</b>	<b>.170</b>

### TOM McVIE

Named head coach Dec. 31, 1975. Relieved of coaching duties Oct. 9, 1978.

YEAR	GM	W-L-T	PTS	PCT.
1975-76	44	8-31-5	21	.239
1976-77	80	24-42-14	62	.388
1977-78	80	17-49-14	48	.300
<b>TOTALS</b>	<b>204</b>	<b>49-122-33</b>	<b>131</b>	<b>.321</b>

### DANNY BELISLE

Named head coach Oct. 9, 1978. Relieved of coaching duties Nov. 5, 1979.

YEAR	GM	W-L-T	PTS	PCT.
1978-79	80	24-41-15	63	.394
1979-80	16	4-10-2	10	.313
<b>TOTALS</b>	<b>96</b>	<b>28-51-17</b>	<b>73</b>	<b>.380</b>

### GARY GREEN

Named head coach Nov. 14, 1979. Relieved of coaching duties Nov. 5, 1981.

YEAR	GM	W-L-T	PTS	PCT.
1979-80	64	23-30-11	57	.445
1980-81	80	26-36-18	70	.438
1981-82	13	1-12-0	2	.077
<b>TOTALS</b>	<b>157</b>	<b>50-78-29</b>	<b>129</b>	<b>.411</b>

### ROGER CROZIER

Named interim head coach Nov. 5, 1981 and was 0-1-0. Left the bench when Bryan Murray was hired Nov. 11, 1981.

### BRYAN MURRAY

Named head coach Nov. 11, 1981. Relieved of coaching duties Jan. 15, 1990.

YEAR	GM	W-L-T	PTS	PCT.
1981-82	66	25-28-13	63	.477
1982-83	80	39-25-16	94	.588
1983-84	80	48-27-5	101	.631
1984-85	80	46-25-9	101	.631
1985-86	80	50-23-7	107	.669
1986-87	80	38-32-10	86	.538
1987-88	80	38-33-9	85	.531
1988-89	80	41-29-10	92	.575
1989-90	46	18-24-4	40	.435
<b>TOTALS</b>	<b>672</b>	<b>343-246-83</b>	<b>769</b>	<b>.572</b>

## CAPTAINS

DOUG MOHNS — 1974-75  
 BILL CLEMENT & YVON LABRE — 1975-76  
 YVON LABRE — 1976-77 to 1977-78  
 GUY CHARRON — 1978-79  
 RYAN WALTER — 1979-80 to 1981-82  
 ROD LANGWAY — 1982-83 to 1991-92  
 ROD LANGWAY & KEVIN HATCHER — 1992-93  
 KEVIN HATCHER — 1993-94  
 DALE HUNTER — 1994-95 to 1998-99

ADAM OATES — 1999-00 to 2000-01  
 STEVE KONOWALCHUK & BRENDAN WITT — 2001-02  
 STEVE KONOWALCHUK — 2002-03 to 2003-04  
 JEFF HALPERN — 2005-06  
 CHRIS CLARK — 2006-07 to 2009-10  
 ALEX OVECHKIN — 2009-10 to present

### TERRY MURRAY

Named head coach Jan. 15, 1990. Relieved of coaching duties Jan. 27, 1994.

YEAR	GM	W-L-T	PTS	PCT.
1989-90	34	18-14-2	38	.559
1990-91	80	37-36-7	81	.506
1991-92	80	45-27-8	98	.613
1992-93	84	43-34-7	93	.554
1993-94	47	20-23-4	44	.468
<b>TOTALS</b>	<b>325</b>	<b>163-134-28</b>	<b>354</b>	<b>.545</b>

### JIM SCHOENFELD

Named head coach Jan. 27, 1994. Relieved of coaching duties June 3, 1997.

YEAR	GM	W-L-T	PTS	PCT.
1993-94	37	19-12-6	44	.595
1994-95	48	22-18-8	52	.542
1995-96	82	39-32-11	89	.543
1996-97	82	33-40-9	75	.457
<b>TOTALS</b>	<b>249</b>	<b>113-102-34</b>	<b>260</b>	<b>.522</b>

### RON WILSON

Named head coach June 9, 1997. Relieved of coaching duties May 10, 2002.

YEAR	GM	W-L-T-OTL	PTS	PCT.
1997-98	82	40-30-12	92	.561
1998-99	82	31-45-6	68	.415
1999-00	82	44-24-12-2	102	.622
2000-01	82	41-27-10-4	96	.585
2001-02	82	36-33-11-2	85	.514
<b>TOTALS</b>	<b>410</b>	<b>192-159-51-8</b>	<b>443</b>	<b>.540</b>

### BRUCE CASSIDY

Named head coach June 25, 2002. Relieved of coaching duties Dec. 10, 2003.

YEAR	GM	W-L-T-OTL	PTS	PCT.
2002-03	82	39-29-8-6	92	.561
2003-04	28	8-18-1-1	18	.321
<b>TOTALS</b>	<b>110</b>	<b>47-47-9-7</b>	<b>110</b>	<b>.500</b>

### GLEN HANLON

Named head coach Dec 10, 2003. Relieved of coaching duties Nov. 22, 2008.

YEAR	GM	W-L-T-OT	PTS	PCT.
2003-04	54	15-28-9-2	41	.380
2005-06	82	29-41-12	70	.427
2006-07	82	28-40-14	70	.427
2007-08	21	6-14-1	13	.310
<b>TOTALS</b>	<b>239</b>	<b>78-123-9-29</b>	<b>194</b>	<b>.406</b>

### BRUCE BOUDREAU

Named head coach Nov. 22, 2007. Relieved of coaching duties Nov. 28, 2011.

YEAR	GM	W-L-OT	PTS	PCT.
2007-08	61	37-17-7	81	.664
2008-09	82	50-24-8	108	.659
2009-10	82	54-15-13	120	.732
2010-11	82	48-23-11	107	.652
2011-12	22	12-9-1	25	.568
<b>TOTALS</b>	<b>329</b>	<b>201-88-40</b>	<b>441</b>	<b>.655</b>

### DALE HUNTER

Named head coach Nov. 28, 2011. Left coaching duties May 14, 2012.

YEAR	GM	W-L-OT	PTS	PCT.
2011-12	60	30-23-7	67	.558
<b>TOTALS</b>	<b>60</b>	<b>30-23-7</b>	<b>67</b>	<b>.558</b>

### ADAM OATES

Named head coach June 26, 2012.

# All-Time Player Register

## KEITH ACTON

F

#15

Signed as a free agent, July 27, 1993. Claimed by NY Islanders on waivers, Oct. 22, 1993.

YEAR	GP	G	A	PTS	PIM	+/-	PP	SH	GW
93-94	6	0	0	0	21	-4	0	0	0
NHL TOTAL	1023	226	358	584	1172	-24	33	11	29

## GREG ADAMS

F

#22

Acquired from Hartford for Torrie Robertson, Oct. 4, 1983. Traded to Edmonton for Geoff Courtnall, July 22, 1988.

YEAR	GP	G	A	PTS	PIM	+/-	PP	SH	GW
83-84	57	2	6	8	133	1	0	0	0
84-85	51	6	12	18	72	8	0	0	1
85-86	78	18	38	56	152	24	3	0	2
86-87	67	14	30	44	184	9	2	0	0
87-88	78	15	12	27	153	-3	3	0	0
TOTAL	331	55	98	153	694	39	8	0	3
NHL TOTAL	545	84	143	227	1173	1	11	0	5

## JASON ALLISON

F

#41

Capitals' 2nd choice (17th overall) in 1993 Entry Draft. Traded to Boston with Jim Carey and Anson Carter for Adam Oates, Bill Ranford and Rick Tocchet on March 1, 1997.

YEAR	GP	G	A	PTS	PIM	+/-	PP	SH	GW
93-94	2	0	1	1	0	1	0	0	0
94-95	12	2	1	3	6	-3	2	0	0
95-96	19	0	3	3	2	-3	0	0	0
96-97	53	5	17	22	25	-3	1	0	1
TOTAL	86	7	22	29	33	-8	3	0	1
NHL TOTAL	552	154	331	485	441	17	44	4	26

## KARL ALZNER

D

#47, 27

Capitals' 1st choice (5th overall) in 2007 Entry Draft.

YEAR	GP	G	A	PTS	PIM	+/-	PP	SH	GW
08-09	30	1	4	5	2	-1	0	0	0
09-10	21	0	5	5	8	-2	0	0	0
10-11	82	2	10	12	24	14	0	0	0
11-12	82	1	16	17	29	12	0	0	0
NHL TOTAL	215	4	35	39	63	23	0	0	0

## MURRAY ANDERSON

D

#8

Acquired in 1974 Expansion Draft (22nd pick) from Minnesota. Contract expired September 1976.

YEAR	GP	G	A	PTS	PIM	+/-	PP	SH	GW
74-75	40	0	1	1	68	-40	0	0	0
NHL TOTAL	40	0	1	1	68	-40	0	0	0

## RON ANDERSON

F

#10, 12

Acquired in 1974 Expansion Draft (17th pick) from Boston. Contract expired April 1976.

YEAR	GP	G	A	PTS	PIM	+/-	PP	SH	GW
74-75	28	9	7	16	8	-20	4	0	0
NHL TOTAL	28	9	7	16	8	-20	4	0	0

## SHAWN ANDERSON

D

#36

Acquired from Buffalo for Bill Houlder, Sept. 30, 1990. Claimed by Quebec in 1990 Waiver Draft, Oct. 1, 1990. Acquired from Winnipeg for future considerations, Oct. 10, 1991. Became a free agent, June 14, 1994.

YEAR	GP	G	A	PTS	PIM	+/-	PP	SH	GW
92-93	60	2	6	8	18	-2	1	0	0
93-94	50	0	9	9	12	-1	0	0	0
TOTAL	110	2	15	17	30	-3	1	0	0
NHL TOTAL	225	11	51	62	117	1	6	0	0

## PETER ANDERSSON

D

#19

Capitals' 8th choice (173rd overall) in the 1980 Entry Draft. Traded to Quebec for the Nordiques' 3rd-round choice in the 1986 Entry Draft (Shawn Simpson), March 10, 1986.

YEAR	GP	G	A	PTS	PIM	+/-	PP	SH	GW
83-84	42	3	7	10	20	12	2	0	0
84-85	57	0	10	10	21	5	0	0	0
85-86	61	6	16	22	36	-8	3	0	3
TOTAL	160	9	33	42	77	11	5	0	3
NHL TOTAL	172	10	41	51	81	17	6	0	3

## MEL ANGELSTAD

F

#69

Signed as a free agent, April 3, 2004. Became a free agent, Aug. 1, 2005.

YEAR	GP	G	A	PTS	PIM	+/-	PP	SH	GW
03-04	2	0	0	0	2	0	0	0	0
NHL TOTAL	2	0	0	0	2	0	0	0	0

## CHUCK ARNASON

F

#19

Acquired from Minnesota for future considerations, March 13, 1979. Returned to Minnesota, April 24, 1979.

YEAR	GP	G	A	PTS	PIM	+/-	PP	SH	GW
78-79	13	0	2	2	4	-1	0	0	0
NHL TOTAL	401	109	90	199	122	-71	23	0	11

## JASON ARNOTT

F

#44

Acquired from New Jersey for C David Steckel and a 2012 2nd-round pick, Feb. 28, 2011. Became a free agent, July 1, 2011.

YEAR	GP	G	A	PTS	PIM	+/-	PP	SH	GW
10-11	11	4	3	7	8	3	2	0	1
NHL TOTAL	1244	417	521	938	1242	81	145	2	64

## STEVE ATKINSON

F

#21

Acquired in 1974 Expansion Draft (8th pick) from Buffalo. Contract expired June 1, 1975.

YEAR	GP	G	A	PTS	PIM	+/-	PP	SH	GW
74-75	46	11	4	15	8	-26	3	2	0
NHL TOTAL	302	60	51	111	104	-52	8	3	4

## KEITH AUCOIN

F

#20, 23

Signed as a free agent, July 3, 2008. Became free agent July 1, 2012.

YEAR	GP	G	A	PTS	PIM	+/-	PP	SH	GW
08-09	12	2	4	6	4	5	1	0	0
09-10	9	1	4	5	0	-2	0	0	0
10-11	1	0	0	0	0	E	0	0	0
11-12	27	3	8	11	0	4	0	0	1
TOTAL	49	6	16	11	4	7	1	0	0
NHL TOTAL	102	11	26	37	18	7	1	0	1

## PATRIK AUGUSTA

F

#14

Signed to an NHL contract Dec. 11, 1998.

YEAR	GP	G	A	PTS	PIM	+/-	PP	SH	GW
98-99	2	0	0	0	0	E	0	0	0
NHL TOTAL	4	0	0	0	0	E	0	0	0

## BOB BABCOCK

D

#38, 29

Capitals' 11th choice (208th overall) in 1986 Entry Draft. Became a free agent, July 1, 1993.

YEAR	GP	G	A	PTS	PIM	+/-	PP	SH	GW
90-91	1	0	0	0	0	E	0	0	0
92-93	1	0	0	0	2	E	0	0	0
TOTAL	2	0	0	0	2	E	0	0	0
NHL TOTAL	2	0	0	0	2	E	0	0	0

## NICKLAS BACKSTROM

F

#19

Capitals' 1st choice (4th overall) in 2006 Entry Draft.

YEAR	GP	G	A	PTS	PIM	+/-	PP	SH	GW
07-08	82	14	55	69	24	13	3	0	4
08-09	82	22	66	88	46	16	14	0	1
09-10	82	33	68	101	50	37	11	0	4
10-11	77	18	47	65	40	24	4	1	2
11-12	42	14	30	44	-4	24	3	0	4
NHL TOTAL	365	101	266	367	184	86	35	1	15

## GARNET "ACE" BAILEY

F

#9

Acquired from St. Louis with Stan Gilbertson for Denis Dupere, Feb. 10, 1975. Became a free agent, June 1, 1978.

YEAR	GP	G	A	PTS	PIM	+/-	PP	SH	GW
74-75	22	4	13	17	8	-29	1	0	0
75-76	67	13	19	32	75	-42	2	0	2
76-77	78	19	27	46	51	-21	2	0	2
77-78	40	7	12	19	28	-12	0	0	2
TOTAL	207	43	71	114	162	-104	5	0	6
NHL TOTAL	568	107	171	278	633	-76	14	3	12

## JOHN BARRETT

D

#6

Acquired from Detroit with Greg Smith for Darren Veitch, March 10, 1986. Traded to Minnesota for future considerations, Feb. 29, 1988. Reacquired and released, June 15, 1988.

YEAR	GP	G	A	PTS	PIM	+/-	PP	SH	GW
85-86	14	0	3	3	12	3	0	0	0
86-87	55	2	2	4	43	-16	0	0	0
TOTAL	69	2	5	7	55	-13	0	0	0
NHL TOTAL	488	20	77	97	604	-130	0	0	2

## BATES BATTAGLIA

F

#13

Acquired from Colorado with Jonas Johansson for Steve Konowalchuk and a third-round selection in the 2004 Entry Draft (later traded to Carolina-Casey Borer), Oct. 22, 2003. Became a free agent, Aug. 1, 2005.

YEAR	GP	G	A	PTS	PIM	+/-	PP	SH	GW
03-04	66	4	6	10	38	-23	0	0	1
NHL TOTAL	580	80	118	198	385	-34	11	2	12

## NOLAN BAUMGARTNER

D

#38



# All-Time Player Register

## ROBIN BAWA F #25

Signed as a free agent, May 22, 1987. Became a free agent, September 1990.

YEAR	GP	G	A	PTS	PIM	+/-	PP	SH	GW
89-90	5	1	0	1	2	-3	0	0	0
NHL TOTAL	61	6	1	7	60	-31	0	0	1

## JAY BEAGLE F #83

Signed as a free agent, March 26, 2008.

YEAR	GP	G	A	PTS	PIM	+/-	PP	SH	GW
08-09	3	0	0	0	2	-3	0	0	0
09-10	7	1	1	2	2	-1	0	0	0
10-11	31	2	1	3	8	-2	0	0	2
11-12	41	4	1	5	23	-2	0	0	0
NHL TOTAL	82	7	3	10	35	-8	0	0	2

## YVES BEAUDOIN D #30, 38

Capitals' 6th choice (195th overall) in 1983 Entry Draft. Became a free agent, June 1988.

YEAR	GP	G	A	PTS	PIM	+/-	PP	SH	GW
85-86	4	0	0	0	0	-4	0	0	0
86-87	6	0	0	0	5	-4	0	0	0
87-88	1	0	0	0	0	-1	0	0	0
TOTAL	11	0	0	0	5	-9	0	0	0
NHL TOTAL	11	0	0	0	5	-9	0	0	0

## KRIS BEECH F #16, 24

Capitals' 1st choice (7th overall) in 1999 Entry Draft. Traded to Pittsburgh with Russ Lupaschuk and Michal Sivek for Jaromir Jagr and Frantisek Kucera, July 11, 2001. Acquired from Nashville with the Predators' 1st-round choice in the 2006 Entry Draft (Semyon Varlamov) for Brendan Witt, March 9, 2006. Became a free agent, July 1, 2007. Claimed off waivers from Vancouver, Jan. 23, 2008. Claimed by Pittsburgh off waivers, Jan. 26, 2008.

YEAR	GP	G	A	PTS	PIM	+/-	PP	SH	GW
00-01	4	0	0	0	2	-2	0	0	0
05-06	5	0	0	0	4	E	0	0	0
06-07	64	8	18	26	46	-11	3	0	0
TOTAL	73	8	18	26	52	-13	3	0	0
NHL TOTAL	198	25	42	67	113	-37	7	0	0

## ERIC BELANGER F #18

Acquired from Minnesota for Washington's second-round pick in the 2010 Entry Draft. Became a free agent, July 1, 2010.

YEAR	GP	G	A	PTS	PIM	+/-	PP	SH	GW
09-10	17	2	4	6	4	3	0	0	0
10-11	82	13	27	40	36	11	1	1	2
NHL TOTAL	794	138	217	355	351	-23	28	10	19

## BRIAN BELLOWS F #23

Signed as a free agent, March 24, 1998. Retired after the 1998-99 season.

YEAR	GP	G	A	PTS	PIM	+/-	PP	SH	GW
97-98	11	6	3	9	6	-3	5	0	2
98-99	76	17	19	36	26	-12	8	0	3
TOTAL	87	23	22	45	32	-15	13	0	5
NHL TOTAL	1188	485	537	1022	718	-125	198	13	58

## JAN BENDA F #28

Signed as a free agent, Oct. 1, 1997. Became a free agent, July 1, 1998.

YEAR	GP	G	A	PTS	PIM	+/-	PP	SH	GW
97-98	9	0	3	3	6	E	0	0	0
NHL TOTAL	9	0	3	3	6	E	0	0	0

## HARVEY BENNETT F #27

Acquired from Pittsburgh for Stan Gilbertson, Dec. 16, 1975. Sold to Philadelphia, Nov. 24, 1976.

YEAR	GP	G	A	PTS	PIM	+/-	PP	SH	GW
75-76	49	12	10	22	39	-27	1	0	1
76-77	18	2	6	8	34	-9	0	0	0
TOTAL	67	14	16	30	73	-36	1	0	1
NHL TOTAL	268	44	46	90	347	-92	3	0	4

## SERGEI BEREZIN F #94

Acquired from Chicago for the Capitals' 4th choice in the 2004 Entry Draft, March 11, 2003. Became a free agent, July 1, 2003.

YEAR	GP	G	A	PTS	PIM	+/-	PP	SH	GW
02-03	9	5	4	9	4	10	0	0	2
NHL TOTAL	502	160	126	286	54	29	43	1	23

## MICHEL BERGERON F #12, 16

Acquired from the NY Islanders for the Capitals' 2nd choice in the 1979 Entry Draft (Tomas Jonsson), Oct. 19, 1978. Released on Jan. 27, 1979.

YEAR	GP	G	A	PTS	PIM	+/-	PP	SH	GW
78-79	30	7	6	13	7	-18	1	0	1
NHL TOTAL	229	80	58	138	165	-37	17	0	12

## TIM BERGLAND F #11

Capitals' 1st choice (75th overall) in the 1983 Entry Draft. Claimed by Tampa Bay in 1992 Expansion Draft, June 18, 1992. Claimed on waivers from Tampa Bay, March 17, 1994. Became a free agent, June 14, 1994.

YEAR	GP	G	A	PTS	PIM	+/-	PP	SH	GW
89-90	32	2	5	7	31	2	0	0	0
90-91	47	5	9	14	21	-1	0	0	0
91-92	22	1	4	5	2	-3	0	0	0
93-94	3	0	0	0	4	-1	0	0	0
TOTAL	104	8	18	26	58	-3	0	0	0
NHL TOTAL	182	17	26	43	75	-22	0	0	0

## RICK BERRY D #4

Claimed from Pittsburgh in the waiver draft, Oct. 4, 2002. Became a free agent, July 1, 2004.

YEAR	GP	G	A	PTS	PIM	+/-	PP	SH	GW
02-03	43	2	1	3	87	-3	0	0	1
03-04	65	0	6	6	108	-5	0	0	0
TOTAL	108	2	7	9	195	-8	0	0	1
NHL TOTAL	197	2	13	15	314	-6	0	0	1

## CRAIG BERUBE F #27

Acquired from Calgary for Washington's 5th choice in the 1993 Entry Draft (Darryl LaFrance), June 26, 1993. Traded to Philadelphia for future considerations, March 23, 1999. Signed as a free agent, July 7, 2000. Traded to the NY Islanders for their 9th choice in the 2001 Entry Draft (Robert Muller), Jan. 11, 2001.

YEAR	GP	G	A	PTS	PIM	+/-	PP	SH	GW
93-94	84	7	7	14	305	-4	0	0	0
94-95	43	2	4	6	173	-5	0	0	0
95-96	50	2	10	12	151	1	1	0	1
96-97	80	4	3	7	218	-11	0	0	1
97-98	74	6	9	15	189	-3	0	0	0
98-99	66	5	4	9	166	-7	0	0	0
00-01	22	0	1	1	18	-3	0	0	0
TOTAL	419	26	38	64	1220	-32	1	0	2
NHL TOTAL	1054	61	98	159	3149	-81	3	0	8

## TODD BIDNER F #22, 23

Capitals' 5th choice (110th overall) in 1980 Entry Draft. Traded to Edmonton for Doug Hicks, March 9, 1982.

YEAR	GP	G	A	PTS	PIM	+/-	PP	SH	GW
81-82	12	2	1	3	7	E	0	0	1
NHL TOTAL	12	2	1	3	7	E	0	0	1

## MATHIEU BIRON D #34

Signed as a free agent, Aug. 10, 2005. Became a free agent July 1, 2006.

YEAR	GP	G	A	PTS	PIM	+/-	PP	SH	GW
05-06	52	4	9	13	50	-11	3	0	0
NHL TOTAL	253	12	32	44	177	-69	5	1	3

## JAMES BLACK F #28, 21

Acquired from Chicago for future considerations, Oct. 15, 1998. Became a free agent, July 1, 2001.

YEAR	GP	G	A	PTS	PIM	+/-	PP	SH	GW
98-99	75	16	14	30	14	5	1	1	3
99-00	49	8	9	17	6	-1	1	0	1
00-01	42	1	5	6	4	-3	0	0	0
TOTAL	166	25	28	53	24	1	2	1	4
NHL TOTAL	352	58	57	115	84	-8	7	2	12

## TIMO BLOMQVIST D #17

Capitals' 4th choice (89th overall) in 1980 Entry Draft. Became a free agent, July 1, 1986.

YEAR	GP	G	A	PTS	PIM	+/-	PP	SH	GW
81-82	44	1	11	12	62	-17	0	0	0
82-83	61	1	17	18	67	15	1	0	1
83-84	65	1	19	20	84	17	0	0	0
84-85	53	1	4	5	51	11	0	0	0
TOTAL	223	4	51	55	264	26	1	0	1
NHL TOTAL	243	4	53	57	293	23	1	0	1

## MIKE BLOOM F #23

Acquired in 1974 Expansion Draft (13th pick) from Boston. Traded to Detroit for Blair Stewart, March 9, 1975.

YEAR	GP	G	A	PTS	PIM	+/-	PP	SH	GW
74-75	69	7	19	26	84	-54	0	0	0
NHL TOTAL	201	30	47	77	215	-81	2	0	2

# All-Time Player Register

**JOHN BLUM** **D** **#17, 33**  
 Claimed from Boston in the waiver draft, Oct. 6, 1986. Traded to Boston for the Bruins' 7th choice in the 1988 Entry Draft (Brad Schlegel), May 27, 1987.

YEAR	GP	G	A	PTS	PIM	+/-	PP	SH	GW
86-87	66	2	8	10	133	1	0	0	0
<b>NHL TOTAL</b>	<b>250</b>	<b>7</b>	<b>34</b>	<b>41</b>	<b>610</b>	<b>8</b>	<b>0</b>	<b>0</b>	<b>1</b>

**PATRICK BOILEAU** **D** **#39, 41, 45**  
 Capitals' 3rd choice (69th overall) in the 1993 Entry Draft. Became a free agent, July 1, 2002.

YEAR	GP	G	A	PTS	PIM	+/-	PP	SH	GW
1996-97	1	0	0	0	0	0	0	0	0
1998-99	4	0	1	1	2	-4	0	0	0
2001-02	2	0	0	0	2	-2	0	0	0
<b>TOTAL</b>	<b>7</b>	<b>0</b>	<b>1</b>	<b>1</b>	<b>4</b>	<b>-6</b>	<b>0</b>	<b>0</b>	<b>0</b>
<b>NHL TOTAL</b>	<b>48</b>	<b>5</b>	<b>11</b>	<b>16</b>	<b>26</b>	<b>-13</b>	<b>3</b>	<b>0</b>	<b>1</b>

**LARRY BOLONCHUK** **D** **#24, 8, 4**  
 Acquired in 1974 Expansion Draft (21st pick) from Vancouver. Became a free agent June 1, 1978.

YEAR	GP	G	A	PTS	PIM	+/-	PP	SH	GW
75-76	1	0	1	1	0	-1	0	0	0
76-77	9	0	0	0	12	-12	0	0	0
77-78	49	3	8	11	79	-19	0	0	0
<b>TOTAL</b>	<b>59</b>	<b>3</b>	<b>9</b>	<b>12</b>	<b>91</b>	<b>-32</b>	<b>0</b>	<b>0</b>	<b>0</b>
<b>NHL TOTAL</b>	<b>74</b>	<b>3</b>	<b>9</b>	<b>13</b>	<b>97</b>	<b>-43</b>	<b>0</b>	<b>0</b>	<b>0</b>

**PETER BONDRA** **F** **#12**  
 Capitals' 9th choice (156th overall) in 1990 Entry Draft. Traded to Ottawa for Brooks Laich and Ottawa's 2nd choice in the 2005 Entry Draft (later traded to Colorado-Chris Durand), Feb. 18, 2004.

YEAR	GP	G	A	PTS	PIM	+/-	PP	SH	GW
90-91	54	12	16	28	47	-10	4	0	1
91-92	71	28	28	56	42	16	4	0	3
92-93	83	37	48	85	70	8	10	0	7
93-94	69	24	19	43	40	22	4	0	2
94-95	47	34	9	43	24	9	12	6	3
95-96	67	52	28	80	40	18	11	4	7
96-97	77	46	31	77	72	7	10	4	3
97-98	76	52	26	78	44	14	11	5	13
98-99	66	31	24	55	56	-1	6	3	5
99-00	62	21	17	38	30	5	5	3	5
00-01	82	45	36	81	60	8	22	4	8
01-02	77	39	31	70	80	-2	17	1	8
02-03	76	30	26	56	52	-3	9	2	4
03-04	54	21	14	35	22	-17	12	0	4
<b>TOTAL</b>	<b>961</b>	<b>472</b>	<b>353</b>	<b>825</b>	<b>679</b>	<b>74</b>	<b>137</b>	<b>32</b>	<b>73</b>
<b>NHL TOTAL</b>	<b>1081</b>	<b>503</b>	<b>389</b>	<b>892</b>	<b>761</b>	<b>74</b>	<b>149</b>	<b>32</b>	<b>78</b>

**PIERRE BOUCHARD** **D** **#29, 26**  
 Claimed from Montreal in the waiver draft, Oct. 9, 1978. Became a free agent, Oct. 25, 1982.

YEAR	GP	G	A	PTS	PIM	+/-	PP	SH	GW
78-79	1	0	0	0	0	1	0	0	0
79-80	54	5	9	14	16	-7	0	0	0
80-81	50	3	7	10	28	-18	0	0	0
81-82	1	0	0	0	10	-2	0	0	0
<b>TOTAL</b>	<b>106</b>	<b>8</b>	<b>16</b>	<b>24</b>	<b>54</b>	<b>-26</b>	<b>0</b>	<b>0</b>	<b>0</b>
<b>NHL TOTAL</b>	<b>595</b>	<b>24</b>	<b>82</b>	<b>106</b>	<b>433</b>	<b>110</b>	<b>0</b>	<b>1</b>	<b>2</b>

**JOSEF BOUMEDIENNE** **D** **#39, 2**  
 Acquired from Ottawa for Dean Melanson, Dec. 16, 2002. Became a free agent, July 1, 2008.

YEAR	GP	G	A	PTS	PIM	+/-	PP	SH	GW
02-03	6	1	0	1	0	-1	0	0	1
03-04	37	2	12	14	30	-10	2	0	0
<b>TOTAL</b>	<b>43</b>	<b>3</b>	<b>12</b>	<b>15</b>	<b>30</b>	<b>-11</b>	<b>2</b>	<b>0</b>	<b>1</b>
<b>NHL TOTAL</b>	<b>47</b>	<b>4</b>	<b>12</b>	<b>16</b>	<b>36</b>	<b>-13</b>	<b>2</b>	<b>0</b>	<b>1</b>

**CHRIS BOURQUE** **F** **#56**  
 Capitals' 4th choice (33rd overall) in 2004 Entry Draft. Claimed on waivers by Pittsburgh, Sept. 30, 2009. Claimed off waivers from Pittsburgh, Dec. 5, 2009. Signed with KHL, July 2010.

YEAR	GP	G	A	PTS	PIM	+/-	PP	SH	GW
07-08	4	0	0	0	2	E	0	0	0
08-09	8	1	0	1	0	E	0	0	0
09-10	1	0	0	0	0	-2	0	0	0
<b>TOTAL</b>	<b>13</b>	<b>1</b>	<b>0</b>	<b>1</b>	<b>2</b>	<b>-2</b>	<b>0</b>	<b>0</b>	<b>0</b>
<b>NHL TOTAL</b>	<b>33</b>	<b>1</b>	<b>3</b>	<b>4</b>	<b>12</b>	<b>-6</b>	<b>0</b>	<b>0</b>	<b>9</b>

**MATT BRADLEY** **F** **#10**  
 Signed as a free agent, Aug. 18, 2005. Became a free agent, July 1, 2011.

YEAR	GP	G	A	PTS	PIM	+/-	PP	SH	GW
05-06	74	7	12	19	72	-8	0	0	1
06-07	57	4	9	13	47	-5	0	0	0
07-08	77	7	11	18	74	1	1	1	2
08-09	81	5	6	11	59	-1	0	0	1
09-10	77	10	14	24	47	6	0	1	5
10-11	61	4	7	11	68	-3	0	0	0
<b>TOTAL</b>	<b>427</b>	<b>37</b>	<b>59</b>	<b>96</b>	<b>367</b>	<b>-10</b>	<b>1</b>	<b>2</b>	<b>9</b>
<b>NHL TOTAL</b>	<b>675</b>	<b>59</b>	<b>90</b>	<b>149</b>	<b>562</b>	<b>-19</b>	<b>1</b>	<b>2</b>	<b>12</b>

**RICK BRAGNALO** **F** **#18, 12, 8**  
 Signed as a free agent, March 1976. Became a free agent, June 1, 1980.

YEAR	GP	G	A	PTS	PIM	+/-	PP	SH	GW
75-76	19	2	10	12	8	-4	0	0	0
76-77	80	11	12	23	16	-16	1	2	1
77-78	44	2	13	15	22	-6	0	0	0
78-79	2	0	0	0	0	-1	0	0	0
<b>TOTAL</b>	<b>145</b>	<b>15</b>	<b>35</b>	<b>50</b>	<b>46</b>	<b>-27</b>	<b>1</b>	<b>2</b>	<b>1</b>
<b>NHL TOTAL</b>	<b>145</b>	<b>15</b>	<b>35</b>	<b>50</b>	<b>46</b>	<b>-27</b>	<b>1</b>	<b>2</b>	<b>1</b>

**DONALD BRASHEAR** **F** **#87**  
 Signed as a free agent, July 14, 2006. Became a free agent, July 1, 2009.

YEAR	GP	G	A	PTS	PIM	+/-	PP	SH	GW
06-07	77	4	9	13	156	1	0	0	0
07-08	80	5	3	8	119	-7	0	0	0
08-09	63	1	3	4	121	-6	0	0	1
<b>TOTAL</b>	<b>220</b>	<b>10</b>	<b>15</b>	<b>25</b>	<b>396</b>	<b>-12</b>	<b>0</b>	<b>0</b>	<b>1</b>
<b>NHL TOTAL</b>	<b>1025</b>	<b>85</b>	<b>120</b>	<b>205</b>	<b>2634</b>	<b>-93</b>	<b>4</b>	<b>0</b>	<b>13</b>

**GORD BROOKS** **F** **#10**  
 Acquired in 1974 Expansion Draft (14th pick) from St. Louis. Became a free agent, June 1, 1975.

YEAR	GP	G	A	PTS	PIM	+/-	PP	SH	GW
74-75	38	1	10	11	25	-19	1	0	0
<b>NHL TOTAL</b>	<b>70</b>	<b>7</b>	<b>18</b>	<b>25</b>	<b>37</b>	<b>-19</b>	<b>1</b>	<b>0</b>	<b>1</b>

**WILLIE BROSSART** **D** **#17, 5**  
 Acquired from Toronto with Tim Ecclestone for Rod Seiling, Nov. 2, 1974. Became a free agent, June 1, 1976.

YEAR	GP	G	A	PTS	PIM	+/-	PP	SH	GW
74-75	12	1	0	1	14	-14	0	0	0
75-76	49	0	8	8	40	-49	0	0	0
<b>TOTAL</b>	<b>61</b>	<b>1</b>	<b>8</b>	<b>9</b>	<b>54</b>	<b>-63</b>	<b>0</b>	<b>0</b>	<b>0</b>
<b>NHL TOTAL</b>	<b>129</b>	<b>1</b>	<b>14</b>	<b>15</b>	<b>88</b>	<b>-75</b>	<b>0</b>	<b>0</b>	<b>0</b>

**TROY BROUWER** **F** **#20**  
 Acquired from Chicago for Washington's 1st choice in the 2011 Entry Draft (Phillip Danault) on June 24, 2011.

YEAR	GP	G	A	PTS	PIM	+/-	PP	SH	GW
11-12	82	18	15	33	61	-15	3	0	5
<b>NHL TOTAL</b>	<b>320</b>	<b>67</b>	<b>69</b>	<b>139</b>	<b>222</b>	<b>-7</b>	<b>21</b>	<b>2</b>	<b>17</b>

**JEFF BROWN** **D** **#28**  
 Acquired from Toronto for Sylvain Cote, March 24, 1998. Retired after the 1997-98 season.

YEAR	GP	G	A	PTS	PIM	+/-	PP	SH	GW
97-98	9	0	6	6	6	4	0	0	0
<b>NHL TOTAL</b>	<b>747</b>	<b>154</b>	<b>430</b>	<b>584</b>	<b>498</b>	<b>-51</b>	<b>80</b>	<b>5</b>	<b>16</b>

**ANDREW BRUNETTE** **F** **#18**  
 Capitals' 6th choice (174th overall) in the 1993 Entry Draft. Claimed by Nashville in the 1998 Expansion Draft, June 26, 1998.

YEAR	GP	G	A	PTS	PIM	+/-	PP	SH	GW
95-96	11	3	3	6	0	5	0	0	1
96-97	23	4	7	11	12	-3	2	0	0
97-98	28	11	12	23	12	2	4	0	2
<b>TOTAL</b>	<b>62</b>	<b>18</b>	<b>22</b>	<b>40</b>	<b>24</b>	<b>4</b>	<b>6</b>	<b>0</b>	<b>3</b>
<b>NHL TOTAL</b>	<b>1032</b>	<b>256</b>	<b>450</b>	<b>706</b>	<b>310</b>	<b>-65</b>	<b>110</b>	<b>0</b>	<b>32</b>

**JAN BULIS** **F** **#8, 38**  
 Capitals' 3rd choice (43rd overall) in 1996 Entry Draft. Traded with Richard Zednik and Washington's 1st choice in the 2001 Entry Draft (Alexander Perezhogin) to Montreal for Trevor Linden, Dainius Zubrus and Washington's 2nd choice in the 2001 Entry Draft (traded to Tampa Bay-Andreas Holmqvist), March 13, 2001.

YEAR	GP	G	A	PTS	PIM	+/-	PP	SH	GW
97-98	48	5	11	16	18	-5	0	0	0
98-99	38	7	16	23	6	3	3	0	3
99-00	56	9	22	31	30	7	0	0	1
00-01	39	5	13	18	26	E	1	0	0
<b>TOTAL</b>	<b>181</b>	<b>26</b>	<b>62</b>	<b>88</b>	<b>80</b>	<b>5</b>	<b>4</b>	<b>0</b>	<b>4</b>
<b>NHL TOTAL</b>	<b>552</b>	<b>96</b>	<b>149</b>	<b>245</b>	<b>268</b>	<b>-3</b>	<b>13</b>	<b>3</b>	<b>18</b>



# All-Time Player Register

## TED BULLEY

F

#29

Acquired from Chicago with Dave Hutchinson for future considerations, Aug. 28, 1982. Signed as a free agent by Pittsburgh, Sept. 30, 1983.

YEAR	GP	G	A	PTS	PIM	+/-	PP	SH	GW
82-83	39	4	9	13	47	-3	0	0	1
NHL TOTAL	414	101	113	214	704	8	13	0	20

## RANDY BURRIDGE

F

#18

Acquired from Boston for Stephen Leach, June 20, 1991. Traded to Los Angeles for Warren Rychel (traded to Toronto for the Maple Leafs' 4th pick in the 1995 Entry Draft-Sebastien Charpentier), Feb. 10, 1995.

YEAR	GP	G	A	PTS	PIM	+/-	PP	SH	GW
91-92	66	23	44	67	50	-4	9	0	3
92-93	4	0	0	0	0	1	0	0	0
93-94	78	25	17	42	73	-1	8	1	5
94-95	2	0	0	0	2	E	0	0	0
TOTAL	150	48	61	109	125	-4	17	1	8
NHL TOTAL	706	199	251	450	458	65	47	9	29

## NELSON BURTON

F

#12, 27, 8

Capitals' 4th choice (57th overall) in 1977 Amateur Draft. Traded to Quebec for Dave Parro, June 15, 1979.

YEAR	GP	G	A	PTS	PIM	+/-	PP	SH	GW
77-78	5	1	0	1	8	-3	0	0	0
78-79	3	0	0	0	13	-2	0	0	0
TOTAL	8	1	0	1	21	-5	0	0	0
NHL TOTAL	8	1	0	1	21	-5	0	0	0

## ERIC CALDER

D

#26, 24

Capitals' 2nd choice (45th overall) in the 1981 Entry Draft. Retired, Aug. 20, 1984.

YEAR	GP	G	A	PTS	PIM	+/-	PP	SH	GW
81-82	1	0	0	0	0	E	0	0	0
82-83	1	0	0	0	0	E	0	0	0
TOTAL	2	0	0	0	0	E	0	0	0
NHL TOTAL	2	0	0	0	0	E	0	0	0

## TONY CAMAZZOLA

F

#2

Capitals' 9th choice (195th overall) of 1980 Entry Draft. Released from contract, June 1, 1984.

YEAR	GP	G	A	PTS	PIM	+/-	PP	SH	GW
81-82	3	0	0	0	4	E	0	0	0
NHL TOTAL	3	0	0	0	4	E	0	0	0

## JOHN CARLSON

D

#74

Capitals' 2nd choice (27th overall) of 2008 Entry Draft.

YEAR	GP	G	A	PTS	PIM	+/-	PP	SH	GW
09-10	22	1	5	6	8	11	0	0	0
10-11	82	7	30	37	44	21	1	0	3
11-12	82	9	23	32	-15	22	4	0	0
NHL TOTAL	186	17	58	75	74	17	5	0	3

## KENT CARLSON

D

#39

Acquired from Winnipeg for future considerations, Oct. 19, 1988. Released, February 1988.

YEAR	GP	G	A	PTS	PIM	+/-	PP	SH	GW
88-89	2	1	0	1	0	2	0	0	0
NHL TOTAL	113	7	11	18	148	-10	0	0	2

## BOB CARPENTER

F

#10, 11

Capitals' 1st choice (3rd overall) in the 1981 Entry Draft. Traded to NY Rangers with the Capitals' 2nd choice in 1989 Entry Draft (Jason Prosofsky) for Bob Crawford, Kelly Miller and Mike Ridley, Jan. 1, 1987. Signed as a free agent, June 30, 1992. Became a free agent, Aug. 1, 1993.

YEAR	GP	G	A	PTS	PIM	+/-	PP	SH	GW
81-82	80	32	35	67	69	-23	7	1	3
82-83	80	32	37	69	64	E	14	0	4
83-84	80	28	40	68	51	E	8	0	5
84-85	80	53	42	95	87	20	12	0	7
85-86	80	27	29	56	105	-12	7	0	3
86-87	22	5	7	12	21	-7	4	0	0
92-93	68	11	17	28	65	-16	2	0	0
TOTAL	490	188	207	395	462	-38	54	1	22
NHL TOTAL	1178	320	408	728	919	-81	82	7	40

## GREG CARROLL

F

#11

Capitals' 2nd choice (15th overall) in 1976 Amateur Draft. Signed from New England (WHA), Sept. 21, 1978. Released on waivers, Jan. 4, 1979.

YEAR	GP	G	A	PTS	PIM	+/-	PP	SH	GW
78-79	24	5	6	11	12	-2	0	0	0
NHL TOTAL	131	20	34	54	44	-13	1	1	2

## ANSON CARTER

F

#33

Acquired from Colorado for Washington's 4th choice in the 1996 Entry Draft (Ben Storey), April 4, 1996. Traded to Boston with Jim Carey and Jason Allison for Adam Oates, Rick Tocchet and Bill Ranford, March 1, 1997. Acquired from New York Rangers for Jaromir Jagr, Jan. 23, 2004. Traded to Los Angeles Kings for Jared Aulin, March 8, 2004.

YEAR	GP	G	A	PTS	PIM	+/-	PP	SH	GW
96-97	19	3	2	5	7	E	1	0	1
03-04	19	5	5	10	6	2	2	0	2
TOTAL	38	8	7	15	13	2	3	0	3
NHL TOTAL	674	202	219	421	229	-12	72	3	36

## ANDREW CASSELS

F

#25

Signed as a free agent, Aug. 9, 2005. Waived, Jan. 28, 2006.

YEAR	GP	G	A	PTS	PIM	+/-	PP	SH	GW
05-06	31	4	8	12	14	-3	2	0	0
NHL TOTAL	1015	204	528	732	410	-73	72	9	28

## TONY CASSOLATO

F

#25, 40

Signed as a free agent from Birmingham (WHA), August 1976. Became a free agent, June 1, 1983.

YEAR	GP	G	A	PTS	PIM	+/-	PP	SH	GW
79-80	9	0	2	2	0	2	0	0	0
80-81	2	0	0	0	0	E	0	0	0
81-82	12	1	4	5	4	1	0	0	0
TOTAL	23	1	6	7	4	3	0	0	0
NHL TOTAL	23	1	6	7	4	3	0	0	0

## PAUL CAVALLINI

D

#30, 28, 14

Capitals' 10th choice (205th overall) in the 1984 Entry Draft. Traded to St. Louis for Blues' 2nd choice in the 1988 Entry Draft (Wade Bartley), Dec. 11, 1987. Acquired from St. Louis for Kevin Miller, Nov. 1, 1992. Traded to Dallas for Enrico Ciccone, June 26, 1993.

YEAR	GP	G	A	PTS	PIM	+/-	PP	SH	GW
86-87	6	0	2	2	8	-4	0	0	0
87-88	24	2	3	5	66	E	0	0	1
92-93	71	5	8	13	46	3	0	0	0
TOTAL	101	7	13	20	120	-1	0	0	1
NHL TOTAL	564	56	177	233	750	116	16	2	6

## SHAWN CHAMBERS

D

#25

Acquired from Minnesota for Steve Maltais and Trent Klatt, June 9, 1991. Claimed by Tampa Bay in 1992 Expansion Draft, June 18, 1992.

YEAR	GP	G	A	PTS	PIM	+/-	PP	SH	GW
91-92	2	0	0	0	2	-3	0	0	0
NHL TOTAL	625	50	185	235	364	-5	20	5	6

## ERIC CHARRON

D

#28

Acquired from Tampa Bay for a 3rd round pick in the 1997 Entry Draft (Eero Somervuori), Nov. 17, 1995. Traded to Calgary for Calgary's 7th choice in the 1998 Entry Draft (Nathan Forster), Sept. 4, 1997.

YEAR	GP	G	A	PTS	PIM	+/-	PP	SH	GW
95-96	4	0	1	1	4	3	0	0	0
96-97	25	1	1	2	20	1	0	0	0
TOTAL	29	1	2	3	24	4	0	0	0
NHL TOTAL	130	2	7	9	127	-10	0	0	0

## GUY CHARRON

F

#15

Signed as a free agent from Colorado, Sept. 1, 1976 (Colorado accepted rights to Nelson Pyatt as compensation). Released after the 1980-81 season.

YEAR	GP	G	A	PTS	PIM	+/-	PP	SH	GW
76-77	80	36	46	82	10	-28	6	1	4
77-78	80	38	35	73	12	-25	4	0	3
78-79	80	28	42	70	24	-14	9	0	4
79-80	33	11	20	31	6	-2	5	0	1
80-81	47	5	13	18	2	-4	2	1	0
TOTAL	320	118	156	274	54	-73	26	2	12
NHL TOTAL	734	221	309	530	146	-208	47	2	23

## DENIS CHASSE

F

#26

Acquired from St. Louis in exchange for Rob Pearson, Jan. 28, 1996. Traded to Winnipeg for Stewart Malgunas, Feb. 15, 1996.

YEAR	GP	G	A	PTS	PIM	+/-	PP	SH	GW
95-96	3	0	0	0	5	-1	0	0	0
NHL TOTAL	132	11	14	25	292	2	20	0	1

## JASON CHIMERA

F

#25

Acquired from Columbus in exchange for Chris Clark and Milan Jurcina, Dec. 28, 2009.

YEAR	GP	G	A	PTS	PIM	+/-	PP	SH	GW
09-10	39	7	10	17	51	6	0	0	0
10-11	81	10	16	26	64	-10	2	0	1
11-12	82	20	19	39	78	4	1	2	5
TOTAL	202	37	45	82	193	0	3	0	6
NHL TOTAL	663	118	136	254	658	-18	9	7	23

# All-Time Player Register

## DAVE CHRISTIAN

F

#27

Acquired from Winnipeg for Washington's 1st choice in the 1983 Entry Draft (Bobby Dollas), June 8, 1983. Traded to Boston for Bob Joyce, Dec. 13, 1989.

YEAR	GP	G	A	PTS	PIM	+/-	PP	SH	GW
83-84	80	29	52	81	28	26	9	0	6
84-85	80	26	43	69	14	20	5	0	2
85-86	80	41	42	83	15	3	18	2	4
86-87	76	23	27	50	8	-5	5	0	2
87-88	80	37	21	58	26	-14	14	0	5
88-89	80	34	31	65	12	2	16	1	1
89-90	28	3	8	11	4	-12	0	0	1
TOTAL	504	193	224	417	107	20	67	3	21
NHL TOTAL	1009	340	433	773	284	-65	102	8	35

## TOM CHORSKE

F

#9

Acquired from NY Islanders with Islanders' 8th choice in the 1999 Entry Draft (Maxim Orlov) for Washington's 6th choice in 1999 Entry Draft (Bjorn Melin), Oct. 16, 1998. Traded to Calgary for future considerations, March 22, 1999.

YEAR	GP	G	A	PTS	PIM	+/-	PP	SH	GW
98-99	17	0	2	2	4	-4	0	0	0
NHL TOTAL	596	115	122	237	225	-2	6	11	14

## BRAD CHURCH

F

#25

Capitals' 1st choice (17th overall) in the 1995 Entry Draft. Traded to Edmonton, Feb. 3, 1999, in exchange for the rights to Barrie Moore.

YEAR	GP	G	A	PTS	PIM	+/-	PP	SH	GW
97-98	2	0	0	0	0	E	0	0	0
NHL TOTAL	2	0	0	0	0	E	0	0	0

## DINO CICCARELLI

F

#22

Acquired from Minnesota with Bob Rouse for Mike Gartner and Larry Murphy, March 7, 1989. Traded to Detroit for Kevin Miller, June 20, 1992.

YEAR	GP	G	A	PTS	PIM	+/-	PP	SH	GW
88-89	11	12	3	15	12	10	3	0	3
89-90	80	41	38	79	122	-5	10	0	6
90-91	54	21	18	39	66	-17	2	0	2
91-92	78	38	38	76	78	-10	13	0	7
TOTAL	223	112	97	209	278	-22	28	0	18
NHL TOTAL	1232	608	592	1200	1425	-2	232	1	73

## ENRICO CICCONE

D

#39, 19

Acquired from Dallas for Paul Cavallini, June 22, 1993. Traded to Tampa Bay with Washington's 3rd choice in the 1994 Entry Draft (later traded to Anaheim-Craig Reichert) and a conditional draft pick for Joe Reekie, March 21, 1994. Re-acquired from Tampa Bay for future considerations, Dec. 28, 1998. Became a free agent, July 1, 2000.

YEAR	GP	G	A	PTS	PIM	+/-	PP	SH	GW
93-94	46	1	1	2	174	-2	0	0	0
98-99	43	2	0	2	103	-6	0	0	0
TOTAL	89	2	1	4	277	-8	0	0	0
NHL TOTAL	374	10	18	28	1469	-11	0	0	1

## IVAN CIERNIK

F

#27

Claimed off waivers from Ottawa, Jan. 9, 2002. Became a free agent, July 1, 2004.

YEAR	GP	G	A	PTS	PIM	+/-	PP	SH	GW
01-02	6	0	1	1	2	0	0	0	0
02-03	47	8	10	18	24	6	0	0	2
03-04	7	1	1	2	0	0	0	0	0
TOTAL	60	9	12	21	26	6	0	0	2
NHL TOTAL	89	12	14	26	32	9	0	0	2

## CHRIS CLARK

F

#17

Acquired from Calgary with Calgary's 7th choice in the 2007 Entry Draft (Andrew Glass) for Washington's 7th choice in the 2006 Entry Draft (Devin DiDiomete) and Washington's 6th choice in the 2007 Entry Draft (later traded to Colorado-Jens Hellgren), Aug. 4, 2005. Traded to Columbus with Milan Jurcina for Jason Chimera, Dec. 28, 2009.

YEAR	GP	G	A	PTS	PIM	+/-	PP	SH	GW
05-06	78	20	19	39	110	9	1	3	0
06-07	74	30	24	54	66	-10	9	4	2
07-08	18	5	4	9	43	E	1	0	1
08-09	32	1	5	6	32	-3	0	0	3
09-10	38	4	11	15	27	-4	0	0	0
TOTAL	240	60	63	123	278	-8	11	7	6
NHL TOTAL	607	103	111	214	700	-48	22	8	12

## BILL CLEMENT

F

#10

Acquired from Philadelphia with Don McLean and Flyers' 1st choice in 1978 Amateur Draft (Alex Forsyth) for Capitals' 1st choice in the 1975 Entry Draft (Mel Bridgman), June 3, 1975. Traded to Atlanta for Gerry Meehan, Jean Lemieux and Flames' 1st choice in the 1976 Entry Draft (Greg Carroll), Jan. 22, 1976.

YEAR	GP	G	A	PTS	PIM	+/-	PP	SH	GW
75-76	46	10	17	27	20	-30	2	0	0
NHL TOTAL	719	148	208	356	383	-22	9	16	21

## STEVE CLIPPINGDALE

F

#26

Acquired from Los Angeles for Mike Marson, June 11, 1979. Released, October 1980.

YEAR	GP	G	A	PTS	PIM	+/-	PP	SH	GW
79-80	3	0	0	0	0	E	0	0	0
NHL TOTAL	19	1	2	3	9	3	0	0	0

## BEN CLYMER

F/D

#27

Signed as a free agent, Aug. 8, 2005. Contract bought out, June 24, 2008.

YEAR	GP	G	A	PTS	PIM	+/-	PP	SH	GW
05-06	77	16	17	33	72	-7	3	0	3
06-07	66	7	13	20	44	-17	0	0	0
TOTAL	143	23	30	53	116	-24	3	0	3
NHL TOTAL	438	52	77	129	367	-64	13	0	6

## BILL COLLINS

F

#26

Purchased from Philadelphia, Dec. 4, 1976. Became a free agent, June 1, 1978.

YEAR	GP	G	A	PTS	PIM	+/-	PP	SH	GW
76-77	54	11	14	25	26	-7	0	2	1
77-78	74	10	9	19	18	-32	0	1	1
TOTAL	128	21	23	44	44	-39	0	3	2
NHL TOTAL	768	157	154	311	415	-121	10	17	18

## SEAN COLLINS

D

#62

Signed as a free agent, March 17, 2007. Became a free agent, July 1, 2012.

YEAR	GP	G	A	PTS	PIM	+/-	PP	SH	GW
08-09	15	1	1	2	12	1	0	0	0
10-11	4	1	0	1	0	2	0	0	1
11-12	2	0	0	0	0	-1	0	0	0
NHL TOTAL	21	2	1	3	12	2	0	0	1

## MATT COOKE

F

#24

Acquired from Vancouver for Matt Pettinger, Feb. 26, 2008. Became a free agent, July 1, 2008.

YEAR	GP	G	A	PTS	PIM	+/-	PP	SH	GW
07-08	17	3	4	7	27	5	0	1	0
NHL TOTAL	887	145	194	339	1032	55	7	14	21

## CHRIS CORRINET

F

#48

Capitals' 4th-round choice (107th overall) in the 1998 NHL Entry Draft.

YEAR	GP	G	A	PTS	PIM	+/-	PP	SH	GW
01-02	8	0	1	1	6	-4	0	0	0
NHL TOTAL	8	0	1	1	6	-4	0	0	0

## YVON CORRIVEAU

F

#26

Capitals' 1st choice (19th overall) in the 1985 Entry Draft. Traded to Hartford for Mike Liut, March 5, 1990. Acquired from Hartford with Mark Hunter for Nick Kypreos, July 30, 1992. Claimed by San Jose in 1992 Waiver Draft.

YEAR	GP	G	A	PTS	PIM	+/-	PP	SH	GW
85-86	2	0	0	0	0	-1	0	0	0
86-87	17	1	1	2	24	-4	0	0	0
87-88	44	10	9	19	84	17	0	0	1
88-89	33	3	2	5	62	E	0	0	0
89-90	50	9	6	15	50	-1	1	0	1
TOTAL	146	23	18	41	220	11	1	0	2
NHL TOTAL	280	48	40	88	310	-9	6	0	3

## JOE CORVO

D

#77

Acquired from Carolina for Brian Pothier, Oskar Osala and a second-round choice in the 2011 Entry Draft, March 3, 2010.

YEAR	GP	G	A	PTS	PIM	+/-	PP	SH	GW
09-10	18	2	4	6	2	-4	1	0	0
TOTAL	18	2	4	6	2	-4	1	0	0
NHL TOTAL	643	83	200	283	217	35	37	2	19

## ALAIN COTE

D

#39

Acquired from Boston to complete Bob Gould trade, Oct. 2, 1989. Traded to Montreal for Marc Deschamps, June 22, 1990.

YEAR	GP	G	A	PTS	PIM	+/-	PP	SH	GW
89-90	2	0	0	0	7	-2	0	0	0
NHL TOTAL	119	2	18	20	124	4	0	0	0

# All-Time Player Register

## SYLVAIN COTE

**D**

**#3**

Acquired from Hartford Sept. 8, 1991, for Washington's 2nd choice in 1992 NHL Entry Draft (Andrei Nikolishin). Signed as a free agent July 7, 2000. Retired after the 2002-03 season.

YEAR	GP	G	A	PTS	PIM	+/-	PP	SH	GW
91-92	78	11	29	40	31	7	6	0	2
92-93	77	21	29	50	34	28	8	2	3
93-94	84	16	35	51	66	30	3	2	2
94-95	47	5	14	19	53	2	1	0	2
95-96	81	5	33	38	40	5	3	0	2
96-97	57	6	18	24	28	11	2	0	0
97-98	59	1	15	16	36	-5	0	0	0
00-01	68	7	11	18	18	-3	1	1	1
01-02	70	3	11	14	26	-15	1	0	2
02-03	1	0	0	0	4	0	0	0	0
TOTAL	622	75	195	270	336	60	25	5	14
NHL TOTAL	1171	122	313	435	545	39	35	6	20

## TIM COULIS

**F**

**#20, 17**

Capitals' 2nd choice (18th overall) in 1978 Amateur Draft. Traded June 11, 1980, to Toronto with Robert Picard and Washington's 2nd choice in 1980 Entry Draft (Bob McGill) for Mike Palmateer and Toronto's 3rd choice in 1980 Entry Draft (Torrie Robertson).

YEAR	GP	G	A	PTS	PIM	+/-	PP	SH	GW
79-80	19	1	2	3	27	-6	0	0	0
NHL TOTAL	47	2	2	4	138	-13	0	0	0

## GEOFF COURTNALL

**F**

**#14**

Acquired from Edmonton for Greg Adams, July 22, 1988. Traded to St. Louis for Peter Zedel and Mike Lalor, July 13, 1990.

YEAR	GP	G	A	PTS	PIM	+/-	PP	SH	GW
88-89	79	42	38	80	112	11	16	0	6
89-90	80	35	39	74	104	27	9	0	2
TOTAL	159	77	77	154	216	38	25	0	8
NHL TOTAL	1048	367	432	799	1465	121	107	2	55

## BRUCE COWICK

**F**

**#27**

Acquired in 1974 Expansion Draft (9th pick) from Philadelphia. Claimed by St. Louis on waivers, May 28, 1975.

YEAR	GP	G	A	PTS	PIM	+/-	PP	SH	GW
74-75	65	5	6	11	41	-42	0	0	0
NHL TOTAL	70	5	6	11	43	-41	0	0	0

## BOB CRAWFORD

**F**

**#25**

Acquired from New York Rangers with Kelly Miller and Mike Ridley for Bob Carpenter and Washington's 2nd choice in the 1990 Entry Draft (Jason Prosofsky), Jan. 1, 1987. Released, Feb. 28, 1987.

YEAR	GP	G	A	PTS	PIM	+/-	PP	SH	GW
86-87	12	0	0	0	0	E	0	0	0
NHL TOTAL	246	71	71	142	72	-34	12	0	5

## SHAWN CRONIN

**D**

**#22**

Signed as a free agent, June 6, 1988. Signed as a free agent with Philadelphia, June 12, 1989.

YEAR	GP	G	A	PTS	PIM	+/-	PP	SH	GW
88-89	1	0	0	0	0	E	0	0	0
NHL TOTAL	292	3	18	21	877	-35	0	0	0

## BRIAN CURRAN

**D**

**#38**

Contract acquired from Portland (AHL), Oct. 22, 1993.

YEAR	GP	G	A	PTS	PIM	+/-	PP	SH	GW
93-94	26	1	0	1	61	-2	0	0	0
NHL TOTAL	381	7	33	40	1461	-14	0	0	0

## GLEN CURRIE

**F**

**#19, 28, 12**

Capitals' 5th choice (38th overall) in 1978 Amateur Draft. Traded to Los Angeles for Daryl Evans, Sept. 9, 1985.

YEAR	GP	G	A	PTS	PIM	+/-	PP	SH	GW
79-80	32	2	0	2	2	-2	0	0	0
80-81	40	5	13	18	16	-5	2	1	0
81-82	43	7	7	14	14	-2	0	1	0
82-83	68	11	28	39	20	18	0	0	2
83-84	80	12	24	36	20	9	0	2	2
84-85	44	1	5	6	19	2	0	0	0
TOTAL	307	38	77	115	91	20	2	4	4
NHL TOTAL	326	39	79	118	100	18	3	4	4

## JAKUB CUTTA

**D**

**#36**

Capitals' 3rd choice (61st overall) in the 2000 Entry Draft.

YEAR	GP	G	A	PTS	PIM	+/-	PP	SH	GW
00-01	3	0	0	0	0	-1	0	0	0
01-02	2	0	0	0	0	-3	0	0	0
03-04	3	0	0	0	0	-1	0	0	0
NHL TOTAL	8	0	0	0	0	-5	0	0	0

## ULF DAHLEN

**F**

**#10**

Signed as a free agent, July 21, 1999. Became a free agent, July 1, 2002.

YEAR	GP	G	A	PTS	PIM	+/-	PP	SH	GW
99-00	75	15	23	38	8	11	5	0	4
00-01	73	15	33	48	6	11	6	0	2
01-02	69	23	29	52	8	-5	7	0	4
TOTAL	217	53	84	138	22	17	18	0	10
NHL TOTAL	966	301	354	655	230	-20	120	2	49

## JASON DOIG

**D**

**#54, 3**

Signed as a free agent, Sept. 13, 2003. Became a free agent, July 1, 2004.

YEAR	GP	G	A	PTS	PIM	+/-	PP	SH	GW
02-03	55	3	5	8	108	-3	0	0	1
03-04	65	2	9	11	105	-12	0	0	0
TOTAL	120	5	14	19	213	-15	0	0	1
NHL TOTAL	158	6	18	24	285	-21	0	0	1

## DOUG DOULL

**F**

**#51**

Acquired from Phoenix for Dwayne Zinger, Feb. 3, 2006. Became a free agent, July 1, 2006.

YEAR	GP	G	A	PTS	PIM	+/-	PP	SH	GW
05-06	2	0	0	0	19	-1	0	0	0
NHL TOTAL	37	0	1	1	151	1	0	0	0

## JOHN DRUCE

**F**

**#19**

Capitals' 2nd choice (40th overall) in the 1985 Entry Draft. Traded to Winnipeg for Pat Elynuik, Oct. 1, 1992.

YEAR	GP	G	A	PTS	PIM	+/-	PP	SH	GW
88-89	48	8	7	15	62	7	0	0	1
89-90	45	8	3	11	52	-3	1	0	1
90-91	80	22	36	58	46	4	7	1	4
91-92	67	19	18	37	39	14	1	0	3
TOTAL	240	57	64	121	199	22	9	1	9
NHL TOTAL	531	113	126	239	347	6	14	2	10

## GAETAN DUCHESNE

**F**

**#14**

Capitals' 8th choice (152nd overall) in the 1981 Entry Draft. Traded June 13, 1987, to Quebec with Alan Haworth and Washington's 1st choice (Joe Sakic) in the 1987 Entry Draft for Clint Malarchuk and Dale Hunter.

YEAR	GP	G	A	PTS	PIM	+/-	PP	SH	GW
81-82	74	9	14	23	46	-6	0	0	1
82-83	77	18	19	37	52	15	0	1	6
83-84	79	17	19	36	29	15	3	2	1
84-85	67	15	23	38	32	16	0	1	1
85-86	80	11	28	39	39	10	0	1	3
86-87	74	17	35	52	53	18	0	1	4
TOTAL	451	87	138	225	251	68	3	6	16
NHL TOTAL	1028	179	254	433	102	617	9	14	28

## DENIS DUPERE

**F**

**#15**

Acquired in 1974 Expansion Draft (10th pick) from Toronto. Traded to St. Louis for Ace Bailey and Stan Gilbertson, Feb. 10, 1975.

YEAR	GP	G	A	PTS	PIM	+/-	PP	SH	GW
74-75	53	20	15	35	8	-41	8	0	0
NHL TOTAL	421	80	99	179	66	-30	22	5	6

## MIKE EAGLES

**F**

**#36**

Acquired from Winnipeg with Igor Ulanov for Washington's 3rd (later traded to Dallas-Sergei Gusev) and 5th (Brian Elder) choices in the 1995 Entry Draft, April 17, 1995. Became a free agent, July 1, 2000.

YEAR	GP	G	A	PTS	PIM	+/-	PP	SH	GW
94-95	13	1	3	4	8	2	0	0	0
95-96	70	4	7	11	75	-1	0	0	0
96-97	70	1	7	8	42	-4	0	0	0
97-98	36	1	3	4	16	-2	0	0	0
98-99	52	4	2	6	50	-5	0	0	0
99-00	25	2	0	2	15	-7	0	0	1
TOTAL	266	13	22	35	206	-17	0	0	1
NHL TOTAL	853	74	122	196	928	-121	3	6	7

## CODY EAKIN

**F**

**#50**

Capitals' 3rd choice (85th overall) in the 2009 Entry Draft on June 26, 2009. Traded to Dallas with Capitals' 54th choice (Mike Winther) in the 2012 Entry Draft for Mike Ribeiro, June 23, 2012.

YEAR	GP	G	A	PTS
11-12	30	4	4	8
NHL TOTAL	30	4	4	8

# All-Time Player Register

## ROLF EDBERG

F

#10

Signed as a free agent June 10, 1978. Released after 1980-81 season.

YEAR	GP	G	A	PTS	PIM	+/-	PP	SH	GW
78-79	76	14	27	41	6	11	1	0	2
79-80	63	23	23	46	12	-5	4	1	7
80-81	45	8	8	16	6	1	0	0	0
TOTAL	184	45	58	103	24	7	5	1	9
NHL TOTAL	184	45	58	103	24	7	5	1	9

## JACK EGGERS

F

#11

Acquired in 1974 Expansion Draft (24th pick) from New York Rangers. Contract expired April 1976.

YEAR	GP	G	A	PTS	PIM	+/-	PP	SH	GW
74-75	14	3	2	5	8	-14	1	0	1
75-76	12	3	3	6	8	-2	2	0	0
TOTAL	26	6	5	11	16	-16	3	0	1
NHL TOTAL	284	64	69	133	154	2	18	0	10

## MIIKA ELOMO

F

#23

Capitals' 2nd choice (23rd overall) in the 1995 Entry Draft. Traded to Calgary for 2nd choice in the 2000 Entry Draft (Matt Pettinger), June 27, 2000.

YEAR	GP	G	A	PTS	PIM	+/-	PP	SH	GW
99-00	2	0	1	1	2	1	0	0	0
NHL TOTAL	2	0	1	1	2	1	0	0	0

## PAT ELYNUIK

F

#19

Acquired from Winnipeg for John Druce, Oct. 1, 1992. Traded to Tampa Bay for a conditional draft pick (traded back to Tampa Bay for Joe Reekie), Oct. 16, 1993.

YEAR	GP	G	A	PTS	PIM	+/-	PP	SH	GW
92-93	80	22	35	57	66	3	8	0	1
93-94	4	1	1	2	0	-3	1	0	0
TOTAL	84	23	36	59	66	E	9	0	1
NHL TOTAL	506	154	188	342	459	-33	56	1	16

## STEVE EMINGER

D

#44, 8

Capitals' 1st choice (12th overall) in 2002 Entry Draft. Traded to Philadelphia with Washington's 3rd choice (Jacob Desserres) in the 2008 Entry Draft for Philadelphia's 1st choice (John Carlson) in the 2008 Entry Draft, June 20, 2008.

YEAR	GP	G	A	PTS	PIM	+/-	PP	SH	GW
02-03	17	0	2	2	24	-3	0	0	0
03-04	41	0	4	4	45	-11	0	0	0
05-06	66	5	13	18	81	-12	1	0	0
06-07	68	1	16	17	63	-14	0	0	0
07-08	20	0	2	2	8	-4	0	0	0
TOTAL	212	6	37	43	221	-44	1	0	0
NHL TOTAL	453	19	77	96	351	-51	3	0	3

## BRIAN ENGBLOM

D

#9

Acquired from Montreal with Doug Jarvis, Rod Langway and Craig Laughlin for Rick Green and Ryan Walter, Sept. 10, 1982. Traded to Los Angeles with Ken Houston for Larry Murphy, Oct. 18, 1983.

YEAR	GP	G	A	PTS	PIM	+/-	PP	SH	GW
82-83	73	5	22	27	59	-4	4	0	0
83-84	6	0	1	1	8	-4	0	0	0
TOTAL	79	5	23	28	67	-8	4	0	0
NHL TOTAL	659	29	177	206	599	157	11	0	0

## BRYAN ERICKSON

F

#24

Signed as a free agent from Minnesota (WCHA), April 5, 1983. Traded to Los Angeles for Bruce Shoebottom, Oct. 31, 1985.

YEAR	GP	G	A	PTS	PIM	+/-	PP	SH	GW
83-84	45	12	17	29	16	10	4	0	2
84-85	57	15	13	28	23	11	1	0	1
TOTAL	102	27	30	57	39	21	5	0	3
NHL TOTAL	351	80	125	205	141	3	21	2	13

## JOHN ERSKINE

D

#4

Signed as a free agent, Sept. 14, 2006.

YEAR	GP	G	A	PTS	PIM	+/-	PP	SH	GW
06-07	29	1	6	7	69	-13	0	0	0
07-08	51	2	7	9	96	1	0	0	1
08-09	52	0	4	4	63	1	0	0	0
09-10	50	1	5	6	66	16	0	0	0
10-11	73	4	7	11	94	1	0	0	1
11-12	28	0	2	2	51	3	0	0	0
TOTAL	283	8	31	37	439	9	0	0	2
NHL TOTAL	424	11	33	44	775	-22	0	0	2

## DARYL EVANS

F

#21, 24

Acquired from Los Angeles for Glen Currie, Sept. 9, 1985. Became a free agent, July 3, 1986.

YEAR	GP	G	A	PTS	PIM	+/-	PP	SH	GW
85-86	6	0	1	1	0	-1	0	0	0
NHL TOTAL	113	22	30	52	25	-16	2	1	0

## DEAN EVASON

F

#29, 28

Capitals' 3rd choice (89th overall) in the 1982 Entry Draft. Traded to Hartford with Peter Sidorkiewicz for David Jensen, March 12, 1985.

YEAR	GP	G	A	PTS	PIM	+/-	PP	SH	GW
83-84	2	0	0	0	2	E	0	0	0
84-85	15	3	4	7	2	9	0	0	1
TOTAL	17	3	4	7	4	9	0	0	1
NHL TOTAL	803	139	233	372	1002	-86	30	8	15

## BRIAN FAHEY

D

#44

Signed as a free agent, July 7, 2010.

YEAR	GP	G	A	PTS	PIM	+/-	PP	SH	GW
10-11	7	0	1	1	2	-1	0	0	0
NHL TOTAL	7	0	1	1	2	-1	0	0	0

## MIKE FARRELL

F

#47, 41

Capitals' 9th choice (220th overall) in the 1998 NHL Entry Draft. Traded to Nashville for Alexander Riazantsev, July 14, 2003.

YEAR	GP	G	A	PTS	PIM	+/-	PP	SH	GW
01-02	8	0	0	0	0	-1	0	0	0
02-03	4	0	0	0	2	1	0	0	0
TOTAL	12	0	0	0	2	E	0	0	0
NHL TOTAL	13	0	0	0	2	E	0	0	0

## RICO FATA

F

#20, 22

Claimed off waivers from Atlanta, March 9, 2005. Waived, Oct. 31, 2006.

YEAR	GP	G	A	PTS	PIM	+/-	PP	SH	GW
05-06	21	3	3	6	8	3	1	0	0
06-07	10	1	1	2	2	3	0	0	0
TOTAL	31	4	4	8	10	6	1	0	0
NHL TOTAL	230	27	36	63	104	-60	7	2	1

## SERGEI FEDOROV

F/D

#91

Acquired from Columbus for Theo Ruth, Feb. 26, 2008. Became a free agent, July 1, 2009.

YEAR	GP	G	A	PTS	PIM	+/-	PP	SH	GW
07-08	18	2	11	13	8	-2	1	0	1
08-09	52	11	22	33	50	4	2	0	2
TOTAL	70	13	33	46	58	2	3	0	3
NHL TOTAL	1248	483	696	1179	839	261	144	36	93

## ERIC FEHR

F

#50, 14, 16

Capitals' 1st choice (18th overall) in the 2003 Entry Draft. Traded to Winnipeg in exchange for Dannick Paquette and a fourth-round pick in the 2012 NHL Entry Draft on July 8, 2011.

YEAR	GP	G	A	PTS	PIM	+/-	PP	SH	GW
05-06	11	0	0	0	2	E	0	0	0
06-07	14	2	1	3	8	3	0	0	1
07-08	23	1	5	6	6	4	0	0	0
08-09	61	12	13	25	22	8	1	0	2
09-10	69	21	18	39	24	18	3	0	3
10-11	52	10	10	20	16	E	3	0	1
TOTAL	230	46	47	93	78	33	7	0	7
NHL TOTAL	265	48	48	96	90	27	7	0	8

## CHRIS FELIX

D

#6, 28

Signed as a free agent, March 1, 1987. Signed to play in Austria, May 1991.

YEAR	GP	G	A	PTS	PIM	+/-	PP	SH	GW
88-89	21	0	8	8	8	7	0	0	0
89-90	6	1	0	1	2	-6	1	0	0
90-91	8	0	4	4	0	E	0	0	0
TOTAL	35	1	12	13	10	1	1	0	0
NHL TOTAL	35	1	12	13	10	1	1	0	0

## MARK FERNER

D

#40, 29, 36

Acquired from Buffalo for Scott McCrory, June 1, 1989. Traded to Toronto for the Maple Leaf's 12th-round pick in the 1992 Entry Draft, Feb. 27, 1992.

YEAR	GP	G	A	PTS	PIM	+/-	PP	SH	GW
89-90	2	0	0	0	0	-1	0	0	0
90-91	7	0	1	1	4	-2	0	0	0
TOTAL	9	0	1	1	4	-3	0	0	0
NHL TOTAL	91	3	10	13	51	-23	0	0	0

## CHRIS FERRARO

F

#27

Acquired from New Jersey for future considerations Aug. 22, 2001. Became a free agent July 1, 2003.

YEAR	GP	G	A	PTS	PIM	+/-	PP	SH	GW
01-02	1	0	1	1	0	0	0	0	0
NHL TOTAL	74	7	9	16	57	-2	1	0</	

# All-Time Player Register

## PETER FERRARO

F

#28

Signed as a free agent, Aug. 1, 2001. Became a free agent July 1, 2003.

YEAR	GP	G	A	PTS	PIM	+/-	PP	SH	GW
01-02	4	0	1	1	0	-1	0	0	0
NHL TOTAL	92	9	15	24	58	-1	1	0	1

## TOMAS FLEISCHMANN

F

#43, 14

Acquired from Detroit with Detroit's 1st choice in the 2004 Entry Draft (Mike Green) and their 4th choice in the 2006 Entry Draft (Luke Lynes) for Robert Lang, Feb. 27, 2004. Traded Nov. 30, 2010, to Colorado for Scott Hannan.

YEAR	GP	G	A	PTS	PIM	+/-	PP	SH	GW
05-06	14	0	2	2	0	-7	0	0	0
06-07	29	4	4	8	8	-6	1	0	1
07-08	75	10	20	30	18	-7	1	0	1
08-09	73	19	18	37	20	-3	7	0	4
09-10	69	23	28	51	28	9	7	0	4
10-11	23	4	6	10	10	3	0	0	1
TOTAL	283	60	78	138	84	-11	16	0	11
NHL TOTAL	387	95	125	220	118	-19	25	0	16

## COLIN FORBES

F

#36

Signed as a free agent, Jan. 8, 2002. Became a free agent, July 1, 2004. Acquired from Carolina for Stephen Peat, Dec. 28, 2005. Became a free agent July 1, 2006.

YEAR	GP	G	A	PTS	PIM	+/-	PP	SH	GW
01-02	38	5	3	8	15	-2	0	1	1
02-03	5	0	0	0	0	-2	0	0	0
03-04	2	0	0	0	0	E	0	0	0
05-06	9	0	0	0	2	-2	0	0	0
TOTAL	54	5	3	8	17	-6	0	1	1
NHL TOTAL	311	33	28	61	213	-20	2	2	7

## DAVE FORBES

F

#21, 8

Claimed from Boston in the waiver draft, Sept. 11, 1977. Released and signed by Cincinnati (WHA), Oct. 25, 1978.

YEAR	GP	G	A	PTS	PIM	+/-	PP	SH	GW
77-78	77	11	11	22	119	-34	0	0	0
78-79	2	0	1	1	2	E	0	0	0
TOTAL	79	11	12	23	121	-34	0	0	0
NHL TOTAL	363	64	64	128	341	25	0	6	5

## ALEX FORSYTH

F

#24

Capitals' 1st choice (18th overall) in the 1975 Amateur Draft. Became free agent, June 1, 1978.

YEAR	GP	G	A	PTS	PIM	+/-	PP	SH	GW
76-77	1	0	0	0	0	E	0	0	0
NHL TOTAL	1	0	0	0	0	E	0	0	0

## JEAN-FRANCOIS FORTIN

D

#58, 36

Capitals' 2nd choice (90th overall) in 2001 Entry Draft. Became a free agent, July 1, 2006.

YEAR	GP	G	A	PTS	PIM	+/-	PP	SH	GW
01-02	36	1	3	4	20	-1	0	0	0
02-03	33	0	1	1	22	-3	0	0	0
03-04	2	0	0	0	0	E	0	0	0
NHL TOTAL	71	1	4	5	42	-4	0	0	0

## LOU FRANCESCHETTI

F

#18, 32, 25

Capitals' 8th choice (71st overall) in the 1978 Amateur Draft. Traded June 10, 1989, to Toronto for Toronto's 5th choice (Mark Quimet) in 1990 Entry Draft.

YEAR	GP	G	A	PTS	PIM	+/-	PP	SH	GW
81-82	30	2	10	12	23	-4	0	0	1
83-84	2	0	0	0	0	-2	0	0	0
84-85	22	4	7	11	45	1	0	0	1
85-86	76	7	14	21	131	-4	0	0	2
86-87	75	12	9	21	127	-9	0	0	1
87-88	59	4	8	12	113	2	1	0	1
88-89	63	7	10	17	123	-4	0	0	0
TOTAL	327	36	58	94	562	-20	1	0	6
NHL TOTAL	459	59	81	140	747	-32	1	2	11

## JEFF FRIESEN

F

#12, 41

Acquired from New Jersey for Washington's 3rd choice in the 2006 Entry Draft (Kirill Tulupov), Sept. 26, 2005. Traded to Anaheim for Anaheim's 2nd choice in the 2006 Entry Draft (Keith Seabrook), March 9, 2006.

YEAR	GP	G	A	PTS	PIM	+/-	PP	SH	GW
05-06	33	3	4	7	24	-11	0	0	0
NHL TOTAL	893	218	298	516	488	-8	54	15	34

## LARRY FULLAN

F

#24

Acquired in the 1974 Expansion Draft (23rd pick) from Montreal. Contract expired April 1976.

YEAR	GP	G	A	PTS	PIM	+/-	PP	SH	GW
74-75	4	1	0	1	0	-2	1	0	0
NHL TOTAL	4	1	0	1	0	-2	1	0	0

## OWEN FUSSEY

F

#63

Capitals' 2nd choice (90th overall) in the 2001 Entry Draft. Became a free agent July 1, 2006.

YEAR	GP	G	A	PTS	PIM	+/-	PP	SH	GW
03-04	4	0	1	1	0	-1	0	0	0
NHL TOTAL	4	0	1	1	0	-1	0	0	0

## GARRY GALLEY

D

#2, 12

Acquired from Los Angeles for Al Jensen, Feb. 14, 1987. Became a free agent, July 1, 1988.

YEAR	GP	G	A	PTS	PIM	+/-	PP	SH	GW
86-87	18	1	10	11	10	3	1	0	0
87-88	58	7	23	30	44	11	3	0	0
TOTAL	76	8	33	41	54	14	4	0	0
NHL TOTAL	1149	125	475	600	1218	2	50	6	12

## PAUL GARDNER

F

#30

Signed as free agent from Pittsburgh, July 17, 1984. Retired following 1984-85 season.

YEAR	GP	G	A	PTS	PIM	+/-	PP	SH	GW
84-85	12	2	4	6	6	-1	2	0	0
NHL TOTAL	447	201	201	402	207	-121	105	0	9

## MIKE GARTNER

F

#11

Capitals' 1st choice (4th overall) in 1979 Entry Draft. Traded to Minnesota with Larry Murphy for Dino Ciccarelli and Bob Rouse, March 7, 1989.

YEAR	GP	G	A	PTS	PIM	+/-	PP	SH	GW
79-80	77	36	32	68	66	15	4	0	3
80-81	80	48	46	94	100	-5	13	0	3
81-82	80	35	45	80	121	-11	5	2	5
82-83	73	38	38	76	54	-2	10	1	3
83-84	80	40	45	85	90	22	8	0	7
84-85	80	50	52	102	71	17	17	0	11
85-86	74	35	40	75	63	-5	11	2	4
86-87	78	41	32	73	61	1	5	6	10
87-88	80	48	33	81	73	20	19	0	7
88-89	56	26	29	55	71	8	6	0	1
TOTAL	758	397	392	789	770	60	98	11	54
NHL TOTAL	1432	708	627	1335	1159	67	217	23	90

## MARTIN GENDRON

F

#34

Capitals' 4th choice (71st overall) in the 1992 Entry Draft. As a free agent, had rights traded along with Washington's 6th choice in 1998 Entry Draft (Jonathan Pelletier) to Chicago for Chicago's 5th choice in the 1998 Entry Draft (Erik Wendell), Oct. 10, 1997.

YEAR	GP	G	A	PTS	PIM	+/-	PP	SH	GW
94-95	8	2	1	3	2	3	0	0	0
95-96	20	2	1	3	8	-5	0	0	0
TOTAL	28	4	2	6	10	-2	0	0	0
NHL TOTAL	30	4	2	6	10	-3	0	0	0

## DOUG GIBSON

F

#29

Purchased on waivers from Boston, May 31, 1977. Released after 1979-80 season.

YEAR	GP	G	A	PTS	PIM	+/-	PP	SH	GW
77-78	11	2	1	3	0	-3	0	0	0
NHL TOTAL	63	9	19	28	0	4	1	0	1

## STAN GILBERTSON

F

#15

Acquired from St. Louis with Ace Bailey for Denis Dupere, Feb. 10, 1975. Traded to Pittsburgh for Harvey Bennett, Dec. 16, 1975.

YEAR	GP	G	A	PTS	PIM	+/-	PP	SH	GW
74-75	25	11	7	18	12	-37	2	0	1
75-76	31	13	14	27	6	-25	5	0	0
TOTAL	56	24	21	45	18	-62	7	0	1
NHL TOTAL	428	85	89	174	148	-168	21	0	6

## BOB GIRARD

F

#10, 26

Acquired from Cleveland with Cleveland's 2nd choice in the 1978 Entry Draft (Paul MacKinnon) for Walt McKechnie, Dec. 8, 1977. Became a free agent, June 1, 1980.

YEAR	GP	G	A	PTS	PIM	+/-	PP	SH	GW
77-78	52	9	14	23	6	-3	1	0	2
78-79	79	9	15	24	36	-15	0	0	0
79-80	1	0	0	0	0	E	0	0	0
TOTAL	132	18	29	47	42	-18	1	0	2
NHL TOTAL	305	45	69	114	140	-53	5	1	4

# All-Time Player Register

## ALEXANDRE GIROUX

F

#39, 33

Signed as a free agent, July 14, 2006. Became a free agent, July 1, 2007. Acquired from Atlanta for Joe Motzko, Feb. 26, 2008. Became a free agent, July 1, 2010.

YEAR	GP	G	A	PTS	PIM	+/-	PP	SH	GW
06-07	9	2	2	4	2	-4	0	0	0
08-09	12	1	1	2	10	4	0	0	1
09-10	9	1	2	3	4	3	0	0	0
TOTAL	30	4	5	9	16	3	0	0	1
NHL TOTAL	48	6	6	12	26	-2	0	0	1

## EDDY GODIN

F

#18

Capitals' 3rd choice (39th overall) in 1977 Amateur Draft. Became a free agent, June 1, 1982.

YEAR	GP	G	A	PTS	PIM	+/-	PP	SH	GW
77-78	18	3	3	6	6	-14	0	0	0
78-79	9	0	3	3	6	-2	0	0	0
TOTAL	27	3	6	9	12	-16	0	0	0
NHL TOTAL	27	3	6	9	12	-16	0	0	0

## SERGEI GONCHAR

D

#55

Capitals' 1st choice (14th overall) in the 1992 Entry Draft. Traded to Boston for Shaone Morrisonn and Boston's 1st (Jeff Schultz) and 2nd (Michail Yunkov) choices in the 2004 Entry Draft, March 3, 2004.

YEAR	GP	G	A	PTS	PIM	+/-	PP	SH	GW
94-95	31	2	5	7	22	4	0	0	0
95-96	78	15	26	41	60	25	4	0	4
96-97	57	13	17	30	36	-11	3	0	3
97-98	72	5	16	21	66	2	2	0	0
98-99	53	21	10	31	57	1	13	1	3
99-00	73	18	36	54	52	26	5	0	3
00-01	76	19	38	57	70	12	8	0	2
01-02	76	26	33	59	58	-1	7	0	2
02-03	82	18	49	67	52	13	7	0	2
03-04	56	7	42	49	44	-20	4	0	0
TOTAL	654	144	272	416	517	51	53	1	19
NHL TOTAL	1132	214	534	748	917	35	99	2	32

## ANDREW GORDON

F

#63

Capitals' 11th choice (197th overall) in the 2004 Entry Draft. Became a free agent, July 1, 2011.

YEAR	GP	G	A	PTS	PIM	+/-	PP	SH	GW
08-09	1	0	0	0	0	E	0	0	0
09-10	2	0	0	0	0	-2	0	0	0
10-11	9	1	1	2	0	-2	0	0	0
NHL TOTAL	49	3	4	7	-14	6	0	0	0

## BOYD GORDON

F

#15

Capitals' 3rd choice (17th overall) in the 2002 Entry Draft. Became a free agent, July 1, 2011.

YEAR	GP	G	A	PTS	PIM	+/-	PP	SH	GW
03-04	41	1	5	6	8	-9	0	0	0
05-06	25	0	1	1	4	-4	0	0	0
06-07	71	7	22	29	14	10	0	2	0
07-08	67	7	9	16	12	5	0	1	0
08-09	63	5	9	14	16	-4	0	1	2
09-10	36	4	6	10	12	4	0	0	0
10-11	60	3	6	9	16	-5	0	1	1
NHL TOTAL	438	35	73	108	92	6	0	6	5

## BOBBY GOULD

F

#23

Acquired Nov. 24, 1981, from Calgary with Randy Holt for Pat Ribble and Washington's 2nd choice (Todd Francis) in 1983 Entry Draft. Traded to Boston for future considerations (Alain Cote), Sept. 28, 1989.

YEAR	GP	G	A	PTS	PIM	+/-	PP	SH	GW
81-82	60	18	13	31	69	-3	1	0	1
82-83	80	22	18	40	43	16	0	0	6
83-84	78	21	19	40	74	-2	4	0	4
84-85	78	14	19	33	69	10	0	1	3
85-86	79	19	19	38	26	7	0	3	5
86-87	78	23	27	50	74	18	1	1	2
87-88	72	12	14	26	56	-1	0	0	2
88-89	75	5	13	18	65	-2	0	1	0
TOTAL	600	134	142	276	476	43	6	6	23
NHL TOTAL	697	145	159	304	572	37	6	6	26

## JEAN-LUC GRAND-PIERRE

F

#34

Claimed off waivers from Atlanta, March 9, 2004. Became a free agent, July 1, 2004.

YEAR	GP	G	A	PTS	PIM	+/-	PP	SH	GW
03-04	13	1	0	1	14	-2	0	0	0
NHL TOTAL	269	7	13	20	311	-53	0	1	0

## BENOIT GRATTON

F

#48

Capitals' 6th choice (105th overall) in the 1995 Entry Draft. Traded to Calgary for Steve Shirreffs, Aug. 18, 1999.

YEAR	GP	G	A	PTS	PIM	+/-	PP	SH	GW
97-98	6	0	1	1	6	1	0	0	0
98-99	16	4	3	7	16	-1	0	0	0
TOTAL	22	4	4	8	22	E	0	0	0
NHL TOTAL	58	6	10	16	58	E	0	0	0

## JOSH GREEN

F

#8

Claimed off waivers from NY Rangers Jan. 15, 2003. Became a free agent July 1, 2003.

YEAR	GP	G	A	PTS	PIM	+/-	PP	SH	GW
02-03	21	1	2	3	7	1	0	0	0
NHL TOTAL	334	35	39	74	199	-10	4	0	7

## MIKE GREEN

D

#52

Capitals' 3rd choice (29th overall) in the 2004 Entry Draft.

YEAR	GP	G	A	PTS	PIM	+/-	PP	SH	GW
05-06	22	1	2	3	18	-8	0	0	0
06-07	70	2	10	12	36	-10	0	0	0
07-08	82	18	38	56	62	6	8	0	4
08-09	68	31	42	73	68	24	18	1	4
09-10	75	19	57	76	54	39	10	0	4
10-11	49	8	16	24	48	6	5	0	1
11-12	32	3	4	7	12	5	3	0	1
NHL TOTAL	398	82	169	251	298	62	44	1	14

## RICK GREEN

D

#5

Capitals' 1st choice (1st overall) in the 1976 Amateur Draft. Traded to Montreal with Ryan Walter for Brian Engblom, Doug Jarvis, Rod Langway and Craig Laughlin, Sept. 10, 1982.

YEAR	GP	G	A	PTS	PIM	+/-	PP	SH	GW
76-77	45	3	12	15	16	-20	1	0	0
77-78	60	5	14	19	67	-35	4	0	1
78-79	71	8	33	41	62	-45	2	1	0
79-80	71	4	20	24	52	-10	0	0	1
80-81	65	8	23	31	91	-15	2	0	1
81-82	65	3	25	28	93	-12	1	0	0
TOTAL	377	31	127	158	381	-137	10	1	3
NHL TOTAL	845	43	220	263	588	-91	13	1	3

## JEFF GREENLAW

F

#24

Capitals' 1st pick (19th overall) in the 1986 Entry Draft. Became a free agent, July 1, 1993.

YEAR	GP	G	A	PTS	PIM	+/-	PP	SH	GW
86-87	22	0	3	3	44	2	0	0	0
90-91	10	2	0	2	10	1	0	0	1
91-92	5	0	1	1	34	-1	0	0	0
92-93	16	1	1	2	18	-3	0	0	0
TOTAL	53	3	5	8	106	-1	0	0	1
NHL TOTAL	57	3	6	9	108	-2	0	0	1

## MIKE GRIER

F

#25

Acquired from Edmonton for Washington's 2nd (later traded to NY Islanders-Evgeni Tunik) and Vancouver's 3rd (Zachery Stortini) choices in the 2003 Entry Draft, Oct. 2, 2002. Traded to Buffalo for Jakub Klepis, March 9, 2004.

YEAR	GP	G	A	PTS	PIM	+/-	PP	SH	GW
02-03	82	15	17	32	36	-14	2	2	2
03-04	68	8	12	20	32	-19	1	1	0
TOTAL	150	23	29	52	68	-33	3	3	2
NHL TOTAL	1060	162	221	383	510	-9	16	20	26

## JOHN GRUDEN

D

#17

Signed as a free agent, July 18, 2003. Became a free agent, July 1, 2004.

YEAR	GP	G	A	PTS	PIM	+/-	PP	SH	GW
03-04	11	1	0	1	6	-1	0	0	1
NHL TOTAL	92	1	8	9	46	-4	0	0	1

## BOB GRYP

F

#12, 19

Acquired in 1974 Expansion Draft (6th pick) from Boston. Retired, April 1976.

YEAR	GP	G	A	PTS	PIM	+/-	PP	SH	GW
74-75	27	5	8	13	21	-24	0	0	0
75-76	46	6	5	11	12	-18	0	0	0
TOTAL	73	11	13	24	33	-42	0	0	0
NHL TOTAL	74	11	13	24	33	-44	0	0	0



# All-Time Player Register

## BENGT GUSTAFSSON

F

#16

Capitals' 7th choice (55th overall) in 1978 Amateur Draft. Returned to Sweden after 1985-86 season. Re-signed with Capitals in May 1987. Returned to Sweden in May 1989. Rights claimed by Detroit in 1990 Waiver Draft.

YEAR	GP	G	A	PTS	PIM	+/-	PP	SH	GW
79-80	80	22	38	60	17	-17	6	1	3
80-81	72	21	34	55	26	11	4	2	1
81-82	70	26	34	60	40	-20	3	0	2
82-83	67	22	42	64	16	9	2	0	4
83-84	69	32	43	75	16	29	8	0	5
84-85	51	14	29	43	8	13	6	1	3
85-86	70	23	52	75	26	-9	8	4	6
87-88	78	18	36	54	29	2	7	5	3
88-89	72	18	51	69	18	13	5	4	6
TOTAL	629	196	359	555	196	31	49	17	33
NHL TOTAL	629	196	359	555	196	31	49	17	33

## CHRIS HAJT

D

#75

Signed as a free agent, July 23, 2002. Became a free agent, July 1, 2004.

YEAR	GP	G	A	PTS	PIM	+/-	PP	SH	GW
03-04	5	0	0	0	2	E	0	0	0
NHL TOTAL	6	0	0	0	2	-1	0	0	0

## JEFF HALPERN

F

#11, 15

Signed as a free agent, July 23, 2002. Became a free agent, July 1, 2004. Signed as a free agent, July 1, 2011. Became a free agent, July 1, 2012.

YEAR	GP	G	A	PTS	PIM	+/-	PP	SH	GW
99-00	79	18	11	29	39	21	4	4	1
00-01	80	21	21	42	60	13	2	1	5
01-02	48	5	14	19	29	-9	0	0	4
02-03	82	13	21	34	88	6	1	2	2
03-04	79	19	27	46	56	-21	7	0	2
05-06	70	11	33	44	79	-8	6	0	1
11-12	69	4	12	16	24	-1	0	0	1
TOTAL	507	91	139	230	375	1	20	7	16
NHL TOTAL	861	146	212	358	607	-27	28	10	27

## TREVOR HALVERSON

F

#18

Capitals' 1st choice (21st overall) in 1991 Entry Draft. Became a free agent, July 1, 2000.

YEAR	GP	G	A	PTS	PIM	+/-	PP	SH	GW
98-99	17	0	4	4	28	-5	0	0	0
NHL TOTAL	17	0	4	4	28	-5	0	0	0

## ROMAN HAMRLIK

D

#44

Signed as a free agent, July 1, 2011.

YEAR	GP	G	A	PTS	PIM	+/-	PP	SH	GW
11-12	68	2	11	13	34	11	0	0	1
NHL TOTAL	1,379	155	482	637	1,400	-45	62	5	23

## AL HANGSLEBEN

F

#12

Acquired from Hartford for Tom Rowe, Jan. 17, 1980. Released Dec. 10, 1981.

YEAR	GP	G	A	PTS	PIM	+/-	PP	SH	GW
79-80	37	10	7	17	45	1	2	0	1
80-81	76	5	19	24	198	-7	0	0	0
81-82	17	1	1	2	19	-3	0	0	0
TOTAL	130	16	27	43	262	-9	2	0	1
NHL TOTAL	185	21	48	69	396	3	2	0	2

## SCOTT HANNAN

D

#23

Acquired, Nov. 30, 2010, from Colorado for Tomas Fleischmann. Became a free agent, July 1, 2011.

YEAR	GP	G	A	PTS	PIM	+/-	PP	SH	GW
10-11	55	1	4	5	28	3	0	0	0
NHL TOTAL	908	33	164	197	522	15	3	1	4

## DAVID HARLOCK

D

#43

Signed as a free agent, Aug. 31, 1997. Became a free agent, July 1, 1998.

YEAR	GP	G	A	PTS	PIM	+/-	PP	SH	GW
97-98	6	0	0	0	4	2	0	0	0
NHL TOTAL	212	2	14	16	188	-55	0	0	0

## KEVIN HATCHER

D

#4, 29

Capitals' 1st choice (17th overall) in the 1984 Entry Draft. Traded to Dallas for Mark Tinordi and the rights to Rick Mrozik, Jan. 18, 1995.

YEAR	GP	G	A	PTS	PIM	+/-	PP	SH	GW
84-85	2	1	0	1	0	1	0	1	0
85-86	79	9	10	19	119	6	1	0	1
86-87	78	8	16	24	144	-29	1	0	2
87-88	71	14	27	41	137	1	5	0	3
88-89	62	13	27	40	101	19	3	0	2
89-90	80	13	41	54	102	4	4	0	2
90-91	79	24	50	74	69	-10	9	2	3
91-92	79	17	37	54	105	18	8	1	2
92-93	83	34	45	79	114	-7	13	1	6
93-94	72	16	24	40	108	-13	6	0	3
TOTAL	685	149	277	426	999	-10	50	5	24
NHL TOTAL	1157	227	450	677	1392	-27	91	8	37

## ALAN HAWORTH

F

#15

Acquired from Buffalo with Sabres' 3rd-round pick in the 1982 Entry Draft (Milan Novy) for Capitals' 2nd (Mike Anderson) and 4th (Timo Jutila) choices in the 1982 Entry Draft, June 9, 1982. Traded to Quebec with Gaetan Duchesne and Capitals' 1st choice (Joe Sakic) in the 1987 Entry Draft for Dale Hunter and Clint Malarchuk, June 13, 1987.

YEAR	GP	G	A	PTS	PIM	+/-	PP	SH	GW
82-83	74	23	27	50	34	-5	5	0	2
83-84	75	24	31	55	52	14	7	0	5
84-85	76	23	26	49	48	19	4	0	2
85-86	71	34	39	73	72	36	7	0	5
86-87	50	25	16	41	43	3	9	0	2
TOTAL	346	129	139	268	249	67	32	0	16
NHL TOTAL	524	189	211	400	425	62	45	0	20

## DWAYNE HAY

F

#42

Capitals' 3rd choice (43rd overall) in the 1995 Amateur Draft. Traded to Florida in exchange for Esa Tikkanen and future considerations, March 9, 1998.

YEAR	GP	G	A	PTS	PIM	+/-	PP	SH	GW
97-98	2	0	0	0	2	E	0	0	0
NHL TOTAL	79	2	4	6	22	-7	0	0	0

## TIMO HELBLING

D

#51

Signed as a free agent, Aug. 9, 2006. Traded to Buffalo with Dainius Zubrus for Jiri Novotny and Buffalo's 1st choice (later traded to San Jose-Nick Petrecki), Feb. 27, 2007.

YEAR	GP	G	A	PTS	PIM	+/-	PP	SH	GW
06-07	2	0	0	0	2	-1	0	0	0
NHL TOTAL	11	0	1	1	8	-4	0	0	0

## BRYAN HELMER

D

#43

Signed as a free agent, Nov. 28, 2008. Became a free agent, July 1, 2009.

YEAR	GP	G	A	PTS	PIM	+/-	PP	SH	GW
08-09	12	0	3	3	2	-1	0	0	0
NHL TOTAL	146	8	18	26	135	7	3	0	2

## ARCHIE HENDERSON

F

#31

Capitals' 10th choice (165th overall) in the 1977 Amateur Draft. Became a free agent after 1980-81 season.

YEAR	GP	G	A	PTS	PIM	+/-	PP	SH	GW
80-81	7	1	0	1	28	-1	0	0	0
NHL TOTAL	23	3	1	4	92	-3	0	0	0

## MATT HENDRICKS

F

#26

Signed as a free agent, Sept. 27, 2010.

YEAR	GP	G	A	PTS	PIM	+/-	PP	SH	GW
10-11	77	9	16	25	110	-2	1	0	3
11-12	78	4	5	9	95	-6	0	0	0
NHL TOTAL	215	22	28	50	292	-6	1	1	4

## ALEX HENRY

F

#45

Claimed off waivers from Edmonton, Oct. 24, 2002. Claimed off waivers by Minnesota, Oct. 9, 2003.

YEAR	GP	G	A	PTS	PIM	+/-	PP	SH	GW
02-03	38	0	0	0	80	-4	0	0	0
NHL TOTAL	177	2	9	11	269	-7	0	0	0

## MATT HERR

F

#26

Capitals' 4th choice (93rd overall) in the 1994 Entry Draft. Traded to Philadelphia for Dean Melanson, March 13, 2001.

YEAR	GP	G	A	PTS	PIM	+/-	PP	SH	GW
98-99	30	2	2	4	8	-7	1	0	0
00-01	22	2	3	5	17	3	0	0	1
TOTAL	52	4	5	9	25	-4	1	0	1
NHL TOTAL	58	4	5	9	25	-6	1	0	1

# All-Time Player Register

## JAMIE HEWARD

D

#6

Signed as a free agent, Aug. 12, 2005. Traded to Los Angeles for future considerations, Feb. 27, 2007.

YEAR	GP	G	A	PTS	PIM	+/-	PP	SH	GW
05-06	71	7	21	28	54	-5	4	0	2
06-07	52	4	12	16	27	4	2	0	1
TOTAL	123	11	33	44	81	-1	6	0	3
NHL TOTAL	394	38	86	124	221	-50	22	0	6

## DENNIS HEXTALL

F

#12, 22

Signed as free agent Feb. 9, 1979. Became a free agent, June 1, 1980.

YEAR	GP	G	A	PTS	PIM	+/-	PP	SH	GW
78-79	26	2	9	11	43	-13	0	0	0
79-80	15	1	1	2	49	-5	0	0	0
TOTAL	41	3	10	13	92	-18	0	0	0
NHL TOTAL	681	153	350	503	1398	-134	26	3	18

## DOUG HICKS

D

#2

Acquired from Edmonton for Todd Bidner, March 9, 1982. Retired following 1982-83 season.

YEAR	GP	G	A	PTS	PIM	+/-	PP	SH	GW
81-82	12	0	1	1	11	-7	0	0	0
82-83	6	0	0	0	7	-3	0	0	0
TOTAL	18	0	1	1	18	-10	0	0	0
NHL TOTAL	561	37	131	168	442	-73	12	4	2

## ANDRE HIDI

F

#21

Signed as a free agent from the University of Toronto (QUAA), March 19, 1984. Retired after the 1984-85 season.

YEAR	GP	G	A	PTS	PIM	+/-	PP	SH	GW
83-84	1	0	0	0	0	E	0	0	0
84-85	6	2	1	3	9	2	1	0	0
TOTAL	7	2	1	3	9	2	1	0	0
NHL TOTAL	7	2	1	3	9	2	1	0	0

## BENOIT HOGUE

F

#33

Claimed off waivers from Boston March 19, 2002. Became a free agent July 1, 2002.

YEAR	GP	G	A	PTS	PIM	+/-	PP	SH	GW
01-02	9	0	1	1	4	2	0	0	0
TOTAL	863	222	321	546	877	34	42	10	34

## RANDY HOLT

D

#4

Acquired from Calgary with Bob Gould for Pat Ribble and future considerations, Nov. 24, 1981. Became a free agent, June 1, 1983.

YEAR	GP	G	A	PTS	PIM	+/-	PP	SH	GW
81-82	53	2	6	8	250	-7	0	0	0
82-83	70	0	8	8	275	-7	0	0	0
TOTAL	123	2	14	16	525	-14	0	0	0
NHL TOTAL	395	4	37	41	1438	-76	0	0	0

## BILL HOULDER

D

#34, 2

Capitals' 4th choice (82nd overall) in the 1985 Entry Draft. Traded to Buffalo for Shawn Anderson, Sept. 30, 1990.

YEAR	GP	G	A	PTS	PIM	+/-	PP	SH	GW
87-88	30	1	2	3	10	-2	0	0	0
88-89	8	0	3	3	4	7	0	0	0
89-90	41	1	11	12	28	8	0	0	0
TOTAL	79	2	16	18	42	13	0	0	0
NHL TOTAL	846	59	191	250	412	31	20	1	15

## PHIL HOUSLEY

D

#96

Signed as a free agent on July 22, 1996. Claimed off waivers by Calgary, July 21, 1998.

YEAR	GP	G	A	PTS	PIM	+/-	PP	SH	GW
96-97	77	11	29	40	24	-10	3	1	2
97-98	64	6	25	31	24	-10	4	1	0
TOTAL	141	17	54	71	48	-20	7	2	2
NHL TOTAL	1495	338	894	1232	822	-53	129	7	48

## KEN HOUSTON

F

#19

Acquired from Calgary with Pat Riggan for Howard Walker, George White and future considerations, June 9, 1982. Traded to Los Angeles with Brian Engblom for Larry Murphy, Oct. 18, 1983.

YEAR	GP	G	A	PTS	PIM	+/-	PP	SH	GW
82-83	71	25	14	39	93	-8	9	0	0
83-84	4	0	0	0	4	-2	0	0	0
TOTAL	75	25	14	39	97	-10	9	0	0
NHL TOTAL	570	161	167	328	624	-6	28	0	14

## JIM HRYCUIK

F

#25

Acquired in 1974 Inter-League Draft from Hershey (AHL). Contract expired April 1976.

YEAR	GP	G	A	PTS	PIM	+/-	PP	SH	GW
74-75	21	5	5	10	12	-12	1	0	0
TOTAL	21	5	5	10	12	-12	1	0	0

## JAMIE HUNT

D

#29

Signed as a free agent, April 1, 2006. Became a free agent, July 1, 2008.

YEAR	GP	G	A	PTS	PIM	+/-	PP	SH	GW
06-07	1	0	0	0	0	-1	0	0	0
NHL TOTAL	1	0	0	0	0	-1	0	0	0

## DALE HUNTER

F

#32

Acquired from Quebec with Clint Malarchuk for Gaetan Duchesne, Alan Haworth and Washington's 1st choice in the 1987 Entry Draft (Joe Sakic), June 13, 1987. Traded to Colorado with Washington's 3rd choice in the 2000 Entry Draft (Sergei Kliazmine) in exchange for Vancouver's 2nd choice in the 1999 Entry Draft (Charlie Stephens).

YEAR	GP	G	A	PTS	PIM	+/-	PP	SH	GW
87-88	79	22	37	59	240	7	11	0	1
88-89	80	20	37	57	219	-3	9	0	3
89-90	80	23	39	62	233	17	9	1	6
90-91	76	16	30	46	234	-22	9	0	2
91-92	80	28	50	78	205	-2	13	0	4
92-93	84	29	59	79	198	3	10	0	2
93-94	52	9	29	38	131	-4	1	0	1
94-95	45	8	15	23	101	-4	3	0	1
95-96	82	13	24	37	112	5	4	0	3
96-97	82	14	32	46	125	-2	3	0	5
97-98	82	8	18	26	103	1	0	0	1
98-99	50	0	5	5	102	-7	0	0	0
TOTAL	872	181	375	556	2003	-4	72	1	29
NHL TOTAL	1407	323	697	1020	3565	98	92	10	41

## MARK HUNTER

F

#27

Acquired from Hartford with Yvon Corriveau for Nick Kypreos, July 30, 1992. Became a free agent, July 1, 1993.

YEAR	GP	G	A	PTS	PIM	+/-	PP	SH	GW
92-93	7	0	0	0	14	1	0	0	0
NHL TOTAL	628	213	171	384	1426	-11	71	2	19

## JAMIE HUSCROFT

F

#3

Signed as a free agent on August 9, 1999. Retired, 2001.

YEAR	GP	G	A	PTS	PIM	+/-	PP	SH	GW
99-00	7	0	0	0	11	-5	0	0	0
NHL TOTAL	352	5	33	38	1065	-8	0	0	1

## AL IAFRATE

D

#34

Acquired from Toronto for Bob Rouse and Peter Zedel, Jan. 15, 1991. Traded to Boston for Joe Juneau, March 21, 1994.

YEAR	GP	G	A	PTS	PIM	+/-	PP	SH	GW
90-91	30	6	8	14	124	-1	0	1	1
91-92	78	17	34	51	180	1	6	0	1
92-93	81	25	41	66	169	15	11	1	4
93-94	67	10	35	45	143	10	4	0	3
TOTAL	256	58	118	176	616	25	21	2	9
NHL TOTAL	799	152	311	463	1301	-64	46	8	22

## JAROMIR JAGR

F

#68

Acquired from Pittsburgh with Frantisek Kucera for Kris Beech, Michal Sivek, Ross Lupaschuk and future considerations, July 11, 2001. Traded to New York Rangers for Anson Carter, Jan. 23, 2004.

YEAR	GP	G	A	PTS	PIM	+/-	PP	SH	GW
01-02	69	31	48	79	30	0	10	0	3
02-03	75	36	41	77	38	5	13	2	9
03-04	46	16	29	45	38	-5	6	0	1
TOTAL	190	83	118	201	106	0	29	2	13
NHL TOTAL	1346	665	988	1653	937	280	189	11	114

## DOUG JARVIS

F

#25

Acquired from Montreal with Brian Engblom, Rod Langway, and Craig Laughlin for Rick Green and Ryan Walter, Sept. 10, 1982. Traded to Hartford for Jorgen Pettersson, Dec. 6, 1985.

YEAR	GP	G	A	PTS	PIM	+/-	PP	SH	GW
82-83	80	8	22	30	10	-12	0	1	0
83-84	80	13	29	42	12	7	0	2	0
84-85	80	9	28	37	32	19	1	1	1
85-86	25	1	2	3	16	-5	0	0	0
TOTAL	265	31	81	112	70	9	1	4	1
NHL TOTAL	964	139	264	403	263	121	4	16	16

## WES JARVIS

F

#23, 17, 15

Capitals' 18th choice (213th overall) in 1978 Amateur Draft. Traded to Minnesota with Rollie Boutin for Robbie Moore and future considerations, Aug. 15, 1982.

YEAR	GP	G	A	PTS	PIM	+/-	PP	SH	GW
79-80	63	11	15	26	8	-3</			

# All-Time Player Register

## GRANT JENNINGS

D

#33

Signed as a free agent, June 25, 1985. Traded to Hartford with Ed Kastelic for Mike Millar and Neil Sheehy, July 6, 1988.

YEAR	GP	G	A	PTS	PIM	+/-	PP	SH	GW
(Played in 1 playoff game, 1988 vs. NJ)									
NHL TOTAL	389	14	43	57	804	-6	0	3	3

## DAVID A. JENSEN

F

#9

Acquired from Hartford for Dean Evason and Peter Sidorkiewicz, March 12, 1985. Signed as a free agent by Boston, July 1988.

YEAR	GP	G	A	PTS	PIM	+/-	PP	SH	GW
85-86	5	1	0	1	0	1	0	0	0
86-87	46	8	8	16	12	-10	2	0	0
87-88	5	0	1	1	4	E	0	0	0
TOTAL	56	9	9	18	16	-9	2	0	0
NHL TOTAL	69	9	13	22	22	-10	2	0	0

## CALLE JOHANSSON

D

#6

Acquired from Buffalo March 7, 1989, with Buffalo's 2nd choice (Byron Dafoe) in 1989 NHL Entry Draft for Clint Malarchuk, Grant Ledyard and Washington's 6th choice (Brian Holzinger) in 1991 NHL Entry Draft. Retired, Aug. 7, 2003.

YEAR	GP	G	A	PTS	PIM	+/-	PP	SH	GW
88-89	12	1	7	8	4	1	1	0	0
89-90	70	8	31	39	25	7	4	0	2
90-91	80	11	41	52	23	-2	2	1	2
91-92	80	14	42	56	49	2	5	2	2
92-93	77	7	38	45	56	3	6	0	0
93-94	84	9	33	42	59	3	4	0	1
94-95	46	5	26	31	35	-6	4	0	2
95-96	78	10	25	35	50	13	4	0	0
96-97	65	6	11	17	16	-2	2	0	0
97-98	73	15	20	35	30	-11	10	1	1
98-99	67	8	21	29	22	10	2	0	2
99-00	82	7	25	32	24	13	1	0	3
00-01	76	7	29	36	26	11	5	0	0
01-02	11	2	0	2	8	-4	0	0	1
02-03	82	3	12	15	22	9	1	0	0
TOTAL	983	113	361	474	449	47	51	4	16
NHL TOTAL	1109	119	416	535	519	57	53	4	17

## JONAS JOHANSSON

F

#45

Acquired from Colorado with Bates Battaglia for Steve Konowalchuk and the Capitals' 3rd choice in the 2004 Entry Draft (later traded to Carolina-Casey Borer), Oct. 22, 2003. Became a free agent, July 1, 2007.

YEAR	GP	G	A	PTS	PIM	+/-	PP	SH	GW
05-06	1	0	0	0	2	E	0	0	0
NHL TOTAL	1	0	0	0	2	E	0	0	0

## MARCUS JOHANSSON

F

#90

Capitals' 1st choice (24th overall) in the 2009 NHL Entry Draft.

YEAR	GP	G	A	PTS	PIM	+/-	PP	SH	GW
10-11	69	13	14	27	10	2	2	1	2
11-12	80	14	32	46	8	-5	1	0	3
NHL TOTAL	149	27	46	73	18	-3	3	1	5

## CRAIG JOHNSON

F

#27

Claimed off waivers from Toronto, March 5, 2004. Became a free agent, July 1, 2004.

YEAR	GP	G	A	PTS	PIM	+/-	PP	SH	GW
03-04	15	0	6	6	8	-6	0	0	0
NHL TOTAL	557	75	98	173	260	-33	18	1	8

## JIM JOHNSON

D

#2, 4

Acquired from Dallas for Alan May, March 21, 1994. Became a free agent, July 1, 1994.

YEAR	GP	G	A	PTS	PIM	+/-	PP	SH	GW
93-94	8	0	0	0	12	-1	0	0	0
94-95	47	0	13	13	43	6	0	0	0
95-96	66	2	4	6	34	-3	0	0	0
TOTAL	121	2	17	19	89	2	0	0	0
NHL TOTAL	829	29	166	195	1197	16	3	0	2

## JAY JOHNSTON

D

#8, 4, 26

Capitals' 6th choice (45th overall) in the 1978 Amateur Draft. Released, June 1, 1984

YEAR	GP	G	A	PTS	PIM	+/-	PP	SH	GW
80-81	2	0	0	0	9	E	0	0	0
81-82	6	0	0	0	4	-2	0	0	0
TOTAL	8	0	0	0	13	-2	0	0	0
NHL TOTAL	8	0	0	0	13	-2	0	0	0

## GREG JOLY

D

#3

Capitals' 1st choice (1st overall) in the 1974 Amateur Draft. Traded to Detroit for Bryan Watson, Nov. 30, 1976.

YEAR	GP	G	A	PTS	PIM	+/-	PP	SH	GW
74-75	44	1	7	8	44	-68	1	0	0
75-76	54	8	17	25	28	-46	3	1	1
TOTAL	98	9	24	33	72	-114	4	1	1
NHL TOTAL	365	21	76	97	250	-163	7	2	3

## KEITH JONES

F

#26, 9

Capitals' 7th choice (141st overall) in the 1988 Entry Draft. Traded with Washington's 1st (Scott Parker) and 4th (later traded back to Washington-Krys Barch) choices in the 1998 Entry Draft to Colorado for Chris Simon and Curtis Leschyshyn, Nov. 2, 1996.

YEAR	GP	G	A	PTS	PIM	+/-	PP	SH	GW
92-93	71	12	14	26	124	18	0	0	3
93-94	68	16	19	35	149	4	5	0	1
94-95	40	14	6	20	65	-2	1	0	4
95-96	68	18	23	41	103	8	5	0	2
96-97	11	2	3	5	13	-2	1	0	0
TOTAL	258	62	65	127	454	26	12	0	10
NHL TOTAL	491	117	141	258	765	53	30	1	22

## RON JONES

F

#18, 24

Acquired from Pittsburgh for Pete LaFramboise, Jan. 21, 1975. Became a free agent, June 1, 1976.

YEAR	GP	G	A	PTS	PIM	+/-	PP	SH	GW
74-75	19	1	1	2	16	-14	1	0	0
75-76	2	0	0	0	0	-1	0	0	0
TOTAL	21	1	1	2	16	-15	1	0	0
NHL TOTAL	54	1	4	5	31	-27	1	0	0

## BOB JOYCE

F

#27

Acquired from Boston for Dave Christian, Dec. 13, 1989. Traded to Winnipeg with Tyler Larter and Kent Paynter for Craig Duncanson, Brent Hughes and Simon Wheeldon, May 21, 1991.

YEAR	GP	G	A	PTS	PIM	+/-	PP	SH	GW
89-90	24	5	8	13	4	2	1	0	1
90-91	17	3	3	6	8	3	0	0	1
TOTAL	41	8	11	19	12	5	1	0	2
NHL TOTAL	158	34	49	83	90	9	10	0	5

## JOE JUNEAU

F

#90

Acquired from Boston for Al Iafate, March 21, 1994. Traded to Buffalo with Washington's 3rd choice in 1999 Entry Draft (Tim Preston) for Alexei Tezikov and future considerations, March 23, 1999.

YEAR	GP	G	A	PTS	PIM	+/-	PP	SH	GW
93-94	11	5	8	13	6	E	2	0	0
94-95	44	5	38	43	8	-1	3	0	0
95-96	80	14	50	64	30	-3	7	2	2
96-97	58	15	27	42	8	-11	9	1	3
97-98	56	9	22	31	26	-8	4	1	1
98-99	63	14	27	41	20	-3	2	1	3
TOTAL	321	63	173	236	100	-26	27	5	9
NHL TOTAL	828	156	416	572	272	-3	52	6	23

## MILAN JURCINA

D

#23

Acquired from Boston for a conditional pick in the 2008 Entry Draft, Feb. 1, 2007. Traded to Columbus with Chris Clark for Jason Chimera, Dec. 28, 2009. Acquired from Columbus for a conditional draft choice, March 3, 2010.

YEAR	GP	G	A	PTS	PIM	+/-	PP	SH	GW
06-07	30	2	7	9	24	5	0	0	0
07-08	75	1	8	9	30	4	1	0	0
08-09	79	3	11	14	68	1	0	0	1
09-10	27	0	4	4	14	E	0	0	0
TOTAL	211	6	30	36	136	10	1	0	1
NHL TOTAL	430	22	59	81	280	-28	6	1	3

## KEVIN KAMINSKI

F

#23

Acquired from Quebec for the rights to Mark Matier, June 15, 1993. Became a free agent, July 1, 1998.

YEAR	GP	G	A	PTS	PIM	+/-	PP	SH	GW
93-94	13	0	5	5	87	2	0	0	0
94-95	27	1	1	2	102	-6	0	0	1
95-96	54	1	2	3	164	-1	0	0	0
96-97	38	1	2	3	130	E	0	0	0
TOTAL	132	3	10	13	483	-5	0	0	1
NHL TOTAL	139	3	10	13	528	-8	0	0	1

## BOYD KANE

F

#22

Signed as a free agent, Aug. 12, 2005. Became a free agent, July 1, 2006. Signed as a free agent, July 11, 2009.

YEAR	GP	G	A	PTS	PIM	+/-	PP	SH	GW
05-06	5	0	1	1	2	1	0	0	0
09-10	3	0	0	0	2	-1	0	0	0
TOTAL	8	0	1	1	4	E	0	0	0
NHL TOTAL	31	0	3	3	39	-8	0</		

# All-Time Player Register

## ED KASTELIC

F

#29

Capitals' 4th choice (110th overall) in the 1982 Entry Draft. Traded to Hartford with Grant Jennings for Mike Millar and Neil Sheehy, July 6, 1988.

YEAR	GP	G	A	PTS	PIM	+/-	PP	SH	GW
85-86	15	0	0	0	73	E	0	0	0
86-87	23	1	1	2	83	-3	1	0	0
87-88	35	1	0	1	78	-3	0	0	0
TOTAL	73	2	1	3	234	-6	1	0	0
NHL TOTAL	220	11	10	21	719	-20	1	0	0

## MIKE KASZYCKI

F

#20

Acquired from New York Islanders for Gord Lane, Dec. 7, 1979. Traded to Toronto for Pat Ribble, Feb. 14, 1980.

YEAR	GP	G	A	PTS	PIM	+/-	PP	SH	GW
79-80	28	7	10	17	10	-5	1	0	0
NHL TOTAL	226	42	80	122	108	18	6	0	6

## BOB KELLY

F

#24

Acquired from Philadelphia for future considerations, Aug. 21, 1980. Contract bought out, Dec. 7, 1981.

YEAR	GP	G	A	PTS	PIM	+/-	PP	SH	GW
80-81	80	26	36	62	157	-13	8	0	4
81-82	16	0	4	4	12	-12	0	0	0
TOTAL	96	26	40	66	169	-25	8	0	4
NHL TOTAL	837	154	208	362	1454	109	14	0	28

## DMITRI KHRISTICH

F

#8

Capitals' 6th choice (120th overall) in the 1988 Entry Draft. Traded to Los Angeles with Byron Dafoe for Kings' 1st (Alexandre Volchkov) and Dallas' 4th (Justin Davis) choices in 1996, July 8, 1995. Acquired from Toronto for Tampa Bay's 3rd choice in the 2001 Entry Draft (Brendan Bell), Dec. 11, 2000. Became a free agent, July 1, 2002.

YEAR	GP	G	A	PTS	PIM	+/-	PP	SH	GW
90-91	40	13	14	27	21	-1	1	0	0
91-92	80	36	37	73	35	24	14	1	7
92-93	64	31	35	66	28	29	9	1	1
93-94	83	29	29	58	73	-2	10	0	4
94-95	48	12	14	26	41	0	8	0	2
00-01	43	10	19	29	8	-8	4	0	4
01-02	61	9	12	21	12	2	3	0	2
TOTAL	419	140	160	300	218	44	49	2	20
NHL TOTAL	811	259	337	596	422	104	95	5	32

## OREST KINDRACHUK

F

#27

Signed as free agent from Pittsburgh, Sept. 1, 1981. Released from contract, Dec. 3, 1981.

YEAR	GP	G	A	PTS	PIM	+/-	PP	SH	GW
81-82	4	1	0	1	2	-4	1	0	0
NHL TOTAL	508	118	261	379	648	122	19	8	15

## D.J. KING

F

#17

Acquired from St. Louis for Stefan Della Rovere, July 28, 2010. Became a free agent, July 1, 2012.

YEAR	GP	G	A	PTS	PIM	+/-	PP	SH	GW
10-11	16	0	2	2	30	-3	0	0	0
11-12	1	0	0	0	0	0	0	0	1
TOTAL	17	0	2	2	-3	0	0	0	1
NHL TOTAL	118	4	7	11	215	-14	0	0	1

## BRIAN KINSELLA

F

#24, 11

Capitals' 6th choice (91st overall) in the 1974 Amateur Draft. Became a free agent, June 1, 1978.

YEAR	GP	G	A	PTS	PIM	+/-	PP	SH	GW
75-76	4	0	1	1	0	-2	0	0	0
76-77	6	0	0	0	0	-2	0	0	0
TOTAL	10	0	1	1	0	-4	0	0	0
NHL TOTAL	10	0	1	1	0	-4	0	0	0

## KEN KLEE

D

#2

Capitals' 11th choice (177th overall) in the 1990 Entry Draft. Became a free agent, July 1, 2003.

YEAR	GP	G	A	PTS	PIM	+/-	PP	SH	GW
94-95	23	3	1	4	41	2	0	0	0
95-96	66	8	3	11	60	-1	0	1	2
96-97	80	3	8	11	115	-5	0	0	2
97-98	51	4	2	6	46	-3	0	0	1
98-99	78	7	13	20	80	-9	0	0	1
99-00	80	7	13	20	79	8	0	0	2
00-01	54	2	4	6	60	-5	0	0	0
01-02	68	8	8	16	38	4	2	0	3
02-03	70	1	16	17	89	22	0	0	0
TOTAL	570	43	68	111	608	13	2	1	11
NHL TOTAL	934	55	140	195	880	30	6	1	13

## SCOTT KLEINENDORST

D

#29

Acquired from Hartford for Jim Thomson, March 6, 1989. Released following 1989-90 season.

YEAR	GP	G	A	PTS	PIM	+/-	PP	SH	GW
88-89	3	0	1	1	10	E	0	0	0
89-90	15	1	3	4	16	4	0	0	0
TOTAL	18	1	4	5	26	4	0	0	0
NHL TOTAL	281	12	46	58	452	-13	1	0	0

## JAKUB KLEPIS

F

#38

Acquired from Buffalo for Mike Grier, March 9, 2004.

YEAR	GP	G	A	PTS	PIM	+/-	PP	SH	GW
05-06	25	1	3	4	8	-11	0	0	0
06-07	41	3	7	10	28	-2	0	0	0
NHL TOTAL	66	4	10	14	36	-13	0	0	0

## MIKE KNUBLE

F

#22

Signed as a free agent, July 1, 2009. Became a free agent July 1, 2012.

YEAR	GP	G	A	PTS	PIM	+/-	PP	SH	GW
09-10	69	29	24	53	59	23	6	0	5
10-11	79	24	16	40	36	10	7	1	1
11-12	72	6	12	18	32	-15	0	0	0
TOTAL	220	59	52	111	127	18	13	1	6
NHL TOTAL	1,040	274	266	540	621	80	80	5	35

## STEVE KONOWALCHUK

F

#22

Capitals' 5th choice (58th overall) in the 1991 Entry Draft. Traded with Washington's 3rd choice in the 2004 Entry Draft (later traded to Carolina-Casey Borer) to Colorado for Bates Battaglia and Jonas Johansson, Oct. 22, 2003.

YEAR	GP	G	A	PTS	PIM	+/-	PP	SH	GW
91-92	1	0	0	0	0	0	0	0	0
92-93	36	4	7	11	16	4	1	0	1
93-94	62	12	14	26	33	9	0	0	0
94-95	46	11	14	25	44	7	3	3	3
95-96	70	23	22	45	92	13	7	1	3
96-97	78	17	25	42	67	-3	2	1	3
97-98	80	10	24	34	80	19	3	0	1
98-99	45	12	12	24	26	0	4	1	2
99-00	82	16	27	43	80	19	3	0	1
00-01	82	24	23	47	87	8	6	0	5
01-02	28	2	12	14	23	-2	0	0	0
02-03	77	15	15	30	71	3	2	0	3
03-04	6	0	1	1	0	-5	0	0	0
TOTAL	693	146	196	342	619	62	30	6	23
NHL TOTAL	790	171	225	396	703	69	34	8	26

## JOHN KORDIC

F

#25

Acquired from Toronto with Paul Fenton for future considerations, Jan. 24, 1991. Released from contract, July 1991.

YEAR	GP	G	A	PTS	PIM	+/-	PP	SH	GW
90-91	7	0	0	0	101	1	0	0	0
NHL TOTAL	244	17	18	35	997	-30	3	0	0

## VIKTOR KOZLOV

F

#25

Signed as a free agent, July 1, 2007. Became a free agent, July 1, 2009.

YEAR	GP	G	A	PTS	PIM	+/-	PP	SH	GW
07-08	81	16	38	54	18	28	2	0	2
08-09	67	13	28	41	16	-9	2	0	0
TOTAL	148	29	66	95	34	19	4	0	2
NHL TOTAL	897	198	339	537	248	-3	54	5	19

## STAFFAN KRONWALL

D

#44

Acquired off waivers from Toronto, Feb. 6, 2009. Became a free agent, July 1, 2009.

YEAR	GP	G	A	PTS	PIM	+/-	PP	SH	GW
08-09	3	0	0	0	0	-1	0	0	0
NHL TOTAL	66	1	3	4	23	-7	0	0	0

## TODD KRYGIER

F

#9, 21

Acquired from Hartford for Washington's 4th choice in the 1993 Entry Draft (later traded to Calgary, Jason Smith), Oct. 3, 1991. Traded to Anaheim for a Anaheim's 4th choice in the 1996 Entry Draft (later traded to Dallas-Mike Hurlley), Feb. 2, 1992. Acquired from Anaheim in exchange for Mike Torchia, March 8, 1996.

YEAR	GP	G	A	PTS	PIM	+/-	PP	SH	GW
91-92	67	13	17	30	107	-1	1	0	1
92-93	77	11	12	23	60	-13	0	2	0
93-94	66	12	18	30	60	-4	0	1	3
95-96	16	6	5	11	2	8	1	0	0
96-97	47	5	11	16	37	-10	1	0	1
97-98	45	2	12	14	30	-3	0	0	1
TOTAL	318								

# All-Time Player Register

## DAVE KRYSKOW

F

#9

Acquired in 1974 Expansion Draft (3rd pick) from Chicago. Traded to Detroit for Jack Lynch, Feb. 7, 1975.

YEAR	GP	G	A	PTS	PIM	+/-	PP	SH	GW
74-75	51	9	15	24	83	-28	1	1	0
NHL TOTAL	213	33	56	89	174	-32	2	2	2

## FRANTISEK KUCERA

D

#4

Acquired from Pittsburgh with Jaromir Jagr for Kris Beech, Ross Lupaschuk, Michal Sivek and future considerations, July 1, 2001. Became a free agent, July 1, 2002.

YEAR	GP	G	A	PTS	PIM	+/-	PP	SH	GW
01-02	56	1	13	14	12	7	0	0	0
NHL TOTAL	465	24	95	119	251	13	6	0	4

## TOMAS KUNDRATEK

D

#36

Acquired from New York Rangers for Francois Bouchard, Nov. 8, 2011.

YEAR	GP	G	A	PTS	PIM	+/-	PP	SH	GW
11-12	5	0	0	0	2	0	0	0	0
NHL TOTAL	5	0	0	0	2	0	0	0	0

## JOEL KWIATKOWSKI

D

#29

Acquired from Ottawa for future considerations, Jan. 15, 2003. Became a free agent, July 1, 2004.

YEAR	GP	G	A	PTS	PIM	+/-	PP	SH	GW
02-03	34	0	3	3	12	1	0	0	0
03-04	80	6	6	12	89	-28	2	0	0
TOTAL	114	6	9	15	101	-27	2	0	0
NHL TOTAL	282	16	29	45	245	-27	4	0	3

## NICK KYPREOS

F

#9

Claimed from Philadelphia in the waiver draft, Oct. 2, 1989. Traded to Hartford for Mark Hunter and future considerations, June 15, 1992.

YEAR	GP	G	A	PTS	PIM	+/-	PP	SH	GW
89-90	31	5	4	9	82	2	0	0	2
90-91	79	9	9	18	196	-4	0	0	3
91-92	65	4	6	10	206	-3	0	0	0
TOTAL	175	18	19	37	484	-5	0	0	5
NHL TOTAL	442	46	44	90	1210	-24	0	0	9

## YVON LABRE

D

#7

Acquired in 1974 Expansion Draft (4th pick) from Pittsburgh. Retired following the 1980-81 season for medical reasons.

YEAR	GP	G	A	PTS	PIM	+/-	PP	SH	GW
74-75	76	4	23	27	182	-54	0	0	0
75-76	80	2	20	22	146	-38	0	0	0
76-77	62	3	11	14	169	-5	0	2	0
77-78	22	0	8	8	41	E	0	0	0
78-79	51	1	13	14	80	7	0	0	0
79-80	18	0	5	5	38	3	0	0	0
80-81	25	2	4	6	100	-2	0	0	0
TOTAL	334	12	84	96	756	-89	0	2	0
NHL TOTAL	371	14	87	101	788	-94	0	2	0

## PETE LAFRAMBOISE

F

#19

Acquired in the 1974 Expansion Draft (5th pick) from California. Traded to Pittsburgh for Ron Jones, Jan. 21, 1975.

YEAR	GP	G	A	PTS	PIM	+/-	PP	SH	GW
74-75	45	5	10	15	22	-37	0	0	0
NHL TOTAL	227	33	55	88	70	-91	5	0	1

## BROOKS LAICH

F

#21

Acquired from Ottawa with Ottawa's 2nd choice in the 2005 Entry Draft (later traded to Colorado-Chris Durand) for Peter Bondra, Feb. 18, 2004.

YEAR	GP	G	A	PTS	PIM	+/-	PP	SH	GW
03-04	4	0	1	1	0	-1	0	0	0
05-06	73	7	14	21	26	-9	1	0	1
06-07	73	8	10	18	29	-2	2	3	0
07-08	82	21	16	37	35	-3	8	2	4
08-09	82	23	30	53	31	-1	9	1	3
09-10	78	25	34	59	34	16	12	1	4
10-11	82	16	32	48	46	14	4	1	3
11-12	82	16	25	41	34	-8	5	1	5
TOTAL	556	116	137	278	237	14	36	8	15
NHL TOTAL	557	116	162	278	237	6	41	9	20

## QUINTIN LAING

F

#53

Signed as a free agent, July 18, 2006.

YEAR	GP	G	A	PTS	PIM	+/-	PP	SH	GW
07-08	39	1	5	6	10	4	0	0	1
08-09	1	0	0	0	0	1	0	0	0
09-10	36	2	2	4	21	2	0	0	0
TOTAL	76	3	7	10	31	7	0	0	1
NHL TOTAL	79	3	8	11	31	8	0	0	1

## RON LALONDE

F

#22

Acquired from Pittsburgh with rights to Don Seiling for Lew Morrison, Dec. 14, 1974. Became a free agent, June 1, 1980.

YEAR	GP	G	A	PTS	PIM	+/-	PP	SH	GW
74-75	50	12	14	26	27	-39	4	1	1
75-76	80	9	19	28	19	-26	2	1	0
76-77	76	12	17	29	24	-20	0	0	0
77-78	67	1	5	6	16	-18	0	0	0
78-79	18	1	3	4	4	-1	0	1	0
TOTAL	291	35	58	93	90	-104	6	3	1
NHL TOTAL	397	45	78	123	106	-101	6	4	3

## MIKE LALOR

D

#26

Acquired from St. Louis with Peter Zazel for Geoff Courtnall, July 13, 1990. Traded to Winnipeg for Paul MacDermid, March 2, 1992.

YEAR	GP	G	A	PTS	PIM	+/-	PP	SH	GW
90-91	68	1	5	6	61	-23	0	0	0
91-92	64	5	7	12	64	14	0	0	1
TOTAL	132	6	12	18	125	-9	0	0	1
NHL TOTAL	687	17	88	105	677	-12	0	0	3

## MIKE LAMPMAN

F

#21

Acquired in 1974 Expansion Draft (18th pick) from Vancouver. Became a free agent, June 1, 1978.

YEAR	GP	G	A	PTS	PIM	+/-	PP	SH	GW
75-76	27	7	12	19	28	-6	0	0	1
76-77	22	6	5	11	4	-4	1	0	0
TOTAL	49	13	17	30	32	-10	1	0	1
NHL TOTAL	96	17	20	37	34	-15	2	0	1

## GORD LANE

D

#25, 28

Signed as a free agent, Oct. 5, 1976. Traded to New York Islanders for Mike Kaszycki, Dec. 7, 1979.

YEAR	GP	G	A	PTS	PIM	+/-	PP	SH	GW
75-76	3	1	0	1	12	-5	1	0	0
76-77	80	2	15	17	207	-25	0	0	0
77-78	69	2	9	11	195	-19	0	0	0
78-79	64	3	15	18	147	-15	0	0	0
79-80	19	2	4	6	53	1	0	0	0
TOTAL	235	10	43	53	614	-63	1	0	0
NHL TOTAL	539	19	94	113	1228	-16	1	1	2

## ROBERT LANG

F

#20

Signed as a free agent, July 1, 2002. Traded to Detroit Red Wings for Tomas Fleischmann and Detroit's 1st (Mike Green) and 4th (Luke Lynes) choices in the 2006 Entry Draft, Feb. 27, 2004.

YEAR	GP	G	A	PTS	PIM	+/-	PP	SH	GW
02-03	82	22	47	69	22	12	10	0	2
03-04	63	29	45	74	24	2	10	0	2
TOTAL	145	51	92	143	46	14	20	0	4
NHL TOTAL	989	261	442	703	422	55	88	5	34

## ROD LANGWAY

D

#5

Acquired from Montreal with Brian Engblom, Doug Jarvis and Craig Laughlin for Rick Green and Ryan Walter, Sept. 9, 1982. Released on waivers, July 1, 1993.

YEAR	GP	G	A	PTS	PIM	+/-	PP	SH	GW
82-83	80	3	29	32	75	E	1	0	0
83-84	80	9	24	33	61	14	1	2	2
84-85	79	4	22	26	54	35	0	0	1
85-86	71	1	17	18	61	27	1	0	0
86-87	78	2	25	27	53	11	0	0	1
87-88	63	3	13	16	28	1	0	0	1
88-89	76	2	19	21	65	12	0	0	0
89-90	58	0	8	8	39	7	0	0	0
90-91	56	1	7	8	24	12	0	0	0
91-92	64	0	13	13	22	11	0	0	0
92-93	21	0	0	0	20	-13	0	0	0
TOTAL	726	25	177	202	502	117	3	2	5
NHL TOTAL	994	51	278	329	849	277	9	3	9

## TYLER LARTER

F

#39

Capitals' 3rd choice (78th overall) in the 1987 Entry Draft. Traded to Winnipeg with Bob Joyce and Kent Paynter for Craig Duncanson, Brent Hughes and Simon Wheeldon, May 21, 1991.

YEAR	GP	G	A	PTS	PIM	+/-	PP	SH	GW
89-90	1	0	0	0	0	-1	0	0	0
NHL TOTAL	1	0	0	0	0	-1	0	0	0

# All-Time Player Register

## CRAIG LAUGHLIN

F

#18

Acquired from Montreal with Brian Engblom, Doug Jarvis and Rod Langway for Rick Green and Ryan Walter, Sept. 9, 1982. Traded to Los Angeles for Grant Ledyard, Feb. 9, 1988.

YEAR	GP	G	A	PTS	PIM	+/-	PP	SH	GW
82-83	75	17	27	44	41	-7	5	0	3
83-84	80	20	32	52	69	4	7	0	3
84-85	78	16	34	50	38	12	5	0	3
85-86	75	30	45	75	43	24	10	0	4
86-87	80	22	30	52	67	-3	11	0	5
87-88	40	5	5	10	26	-8	3	0	1
TOTAL	428	110	173	283	284	22	41	0	19
NHL TOTAL	549	136	205	341	364	2	45	0	20

## STEPHEN LEACH

F

#29, 21

Capitals' 2nd choice (34th overall) in 1984 Entry Draft. Traded to Boston for Randy Burridge, June 21, 1991.

YEAR	GP	G	A	PTS	PIM	+/-	PP	SH	GW
85-86	11	1	1	2	2	E	0	0	0
86-87	15	1	0	1	6	-4	0	0	0
87-88	8	1	1	2	17	2	0	0	1
88-89	74	11	19	30	94	-4	4	0	0
89-90	70	18	14	32	104	10	0	0	2
90-91	68	11	19	30	99	-9	4	0	1
TOTAL	246	43	54	97	322	-5	8	0	4
NHL TOTAL	702	130	153	283	978	-78	33	1	19

## GRANT LEDYARD

D

#28, 6

Acquired from Los Angeles for Craig Laughlin, Feb. 9, 1988. Traded to Buffalo with Clint Malarchuk and the Capitals' 6th choice (Brian Holzinger) in the 1991 Entry Draft for Calle Johansson and Buffalo's 2nd choice (Byron Dafe) in the 1989 Entry Draft, March 9, 1989.

YEAR	GP	G	A	PTS	PIM	+/-	PP	SH	GW
87-88	21	4	3	7	14	-4	1	0	1
88-89	61	3	11	14	43	1	1	0	1
TOTAL	82	7	14	21	57	-3	2	0	2
NHL TOTAL	1028	90	276	366	766	-54	31	1	14

## PATRICE LEFEBVRE

F

#14

Signed as a free agent, Dec. 18, 1998. Signed to play in Germany, summer 1999.

YEAR	GP	G	A	PTS	PIM	+/-	PP	SH	GW
98-99	3	0	0	0	2	-2	0	0	0
NHL TOTAL	3	0	0	0	2	-2	0	0	0

## ANTERO LEHTONEN

F

#14

Signed as free agent, Sept. 16, 1979. Released at the start of the 1980-81 season.

YEAR	GP	G	A	PTS	PIM	+/-	PP	SH	GW
79-80	65	9	12	21	14	-4	2	0	1
NHL TOTAL	65	9	12	21	14	-4	2	0	1

## MIKKO LEINONEN

F

#34

Signed as a free agent from Karpas (Finland), March 13, 1985. Released June 1985.

YEAR	GP	G	A	PTS	PIM	+/-	PP	SH	GW
84-85	3	0	1	1	2	1	0	0	0
NHL TOTAL	162	31	78	109	71	19	5	0	4

## JEAN LEMIEUX

D

#17, 3

Acquired from Atlanta with Gerry Meehan and Buffalo's 1st-round choice in the 1976 Amateur Draft (Greg Carroll) for Bill Clement, Jan. 22, 1976. Became a free agent June 1, 1978.

YEAR	GP	G	A	PTS	PIM	+/-	PP	SH	GW
75-76	33	6	14	20	2	-21	5	0	1
76-77	15	4	4	8	2	-9	2	0	0
77-78	16	3	7	10	0	-12	3	0	0
TOTAL	64	13	25	38	4	-42	10	0	1
NHL TOTAL	204	23	63	86	39	-45	14	0	3

## SAMI LEPISTO

D

#42

Capitals' 5th choice (66th overall) in 2004 Entry Draft. Traded to Phoenix in exchange for a 5th-round choice in the 2010 Entry Draft, June 27, 2009.

YEAR	GP	G	A	PTS	PIM	+/-	PP	SH	GW
07-08	7	0	1	1	12	-1	0	0	0
08-09	7	0	4	4	6	-3	0	0	0
TOTAL	14	0	5	5	18	-4	0	0	0
NHL TOTAL	176	6	29	35	137	23	0	0	1

## CURTIS LESCHYSHYN

D

#9

Acquired from Colorado with Chris Simon for Keith Jones and the Capitals' 1st (Scott Parker) and 4th choices (later traded back to Washington-Kryz Barch) in the 1998 Entry Draft, Nov. 2, 1996. Traded to Hartford in exchange for Andrei Nikolishin, Nov. 9, 1996.

YEAR	GP	G	A	PTS	PIM	+/-	PP	SH	GW
96-97	2	0	0	0	2	0	0	0	0
NHL TOTAL	1033	47	165	212	669	-52	17	2	10

## BILL LESUK

F

#20

Purchased from Los Angeles, July 28, 1974. Agreed to contract with Winnipeg (WHA), July 1975.

YEAR	GP	G	A	PTS	PIM	+/-	PP	SH	GW
74-75	79	8	11	19	77	-34	1	2	0
NHL TOTAL	388	44	63	107	368	-69	6	2	4

## TREVOR LINDEN

F

#16

Acquired from Montreal with Dainius Zubrus and New Jersey's second-round draft choice in the 2001 Entry Draft for Richard Zednik, Jan Bulis and the Capitals' 1st choice in the 2001 Entry Draft (Alexander Perezhogin), March 13, 2001. Traded to Vancouver with NY Islanders' 2nd choice in 2002 Entry Draft (Denis Grot) for Vancouver's 1st (Boyd Gordon) and 3rd (later traded to Edmonton-Zachery Stortini) choices in the 2002 Entry Draft, Nov. 10, 2001.

YEAR	GP	G	A	PTS	PIM	+/-	PP	SH	GW
00-01	12	3	1	4	8	2	0	0	0
01-02	16	1	2	3	6	-2	1	0	0
TOTAL	28	4	3	7	12	0	1	0	0
NHL TOTAL	1382	375	492	867	895	-64	119	18	41

## MARK LOFTHOUSE

F

#8, 27, 11, 20

Capitals' 2nd choice (21st overall) in the 1977 Amateur Draft. Traded to Detroit for Al Jensen, July 23, 1981.

YEAR	GP	G	A	PTS	PIM	+/-	PP	SH	GW
77-78	18	2	1	3	8	-5	0	0	0
78-79	52	13	10	23	10	-11	1	0	0
79-80	68	15	18	33	20	-9	1	0	1
80-81	3	1	1	2	4	E	0	0	0
TOTAL	141	31	30	61	42	-25	2	0	1
NHL TOTAL	181	42	38	80	73	-24	0	0	0

## KEN LOVSNIN

D

#37

Signed as a free agent, July 3, 1990. Released from contract, June 1, 1992.

YEAR	GP	G	A	PTS	PIM	+/-	PP	SH	GW
90-91	1	0	0	0	0	-2	0	0	0
NHL TOTAL	1	0	0	0	0	-2	0	0	0

## DWAYNE LOWDERMILK

D

#14

Acquired from New York Islanders for future considerations, Dec. 26, 1980. Became a free agent, June 1, 1982.

YEAR	GP	G	A	PTS	PIM	+/-	PP	SH	GW
80-81	2	0	1	1	2	-1	0	0	0
NHL TOTAL	2	0	1	1	2	-1	0	0	0

## JOE LUNDRIGAN

D

#5

Acquired in 1974 Expansion Draft (11th pick) from Toronto. Became a free agent, June 1, 1975.

YEAR	GP	G	A	PTS	PIM	+/-	PP	SH	GW
74-75	3	0	0	0	2	-3	0	0	0
NHL TOTAL	52	2	8	10	22	1	1	0	1

## JACK LYNCH

D

#19, 2

Acquired from Detroit for Dave Kryskow, Feb. 8, 1975. Released from contract, Oct. 20, 1979.

YEAR	GP	G	A	PTS	PIM	+/-	PP	SH	GW
74-75	20	1	5	6	16	-54	0	0	0
75-76	79	9	13	22	78	-52	5	0	1
76-77	75	5	25	30	90	-15	0	0	0
77-78	29	1	8	9	4	-13	0	0	0
78-79	30	2	6	8	14	2	1	0	0
TOTAL	233	18	57	75	202	-132	6	0	1
NHL TOTAL	382	24	106	130	336	-197	7	0	2

## PAUL MACDERMID

F

#23

Acquired from Winnipeg for Mike Lator, March 2, 1992. Traded to Quebec with Reggie Savage for Mike Hough, June 20, 1993.

YEAR	GP	G	A	PTS	PIM	+/-	PP	SH	GW
91-92	15	2	5	7	43	2	0	0	0
92-93	72	9	8	17	80	-13	1	0	3
TOTAL	87	11	13	24	123	-11	1	0	3
NHL TOTAL	690	116	142	258	1303	-14	19	0	18

## PAUL MACKINNON

D

#19, 22, 4

Capitals' 4th choice (23rd overall) in the 1978 Amateur Draft. Released from contract, June 1, 1984.

YEAR	GP	G	A	PTS	PIM	+/-	PP	SH	GW
79-80	63	1	11	12	22	-1	0	0	0
80-81	14	0	0	0	22	5	0	0	0
81-82	39	2	9	11	35	-10	0	0	0
82-83	19	2	2	4	8	1	1	0	0
83-84	12	0	1	1	4	-7	0	0	0
TOTAL	147	5	23	28	91	-12	1	0	0
NHL TOTAL	147	5	23	28	91	-12	1	0	0



# All-Time Player Register

## IVAN MAJESKY

D

#23

Signed as a free agent, Aug. 10, 2005. Became a free agent July 1, 2006.

YEAR	GP	G	A	PTS	PIM	+/-	PP	SH	GW
05-06	57	1	8	9	66	-2	0	1	0
NHL TOTAL	202	8	23	31	234	-27	0	1	2

## STEWART MALGUNAS

F

# 26, 4, 3

Acquired from Winnipeg in exchange for Dennis Chasse, Feb. 15, 1996. Traded to Nashville for a conditional pick in the 2001 Entry Draft, Feb. 2, 2000.

YEAR	GP	G	A	PTS	PIM	+/-	PP	SH	GW
95-96	1	0	0	0	0	0	0	0	0
96-97	6	0	0	0	2	2	0	0	0
97-98	8	0	0	0	12	1	0	0	0
98-99	10	0	0	0	6	-5	0	0	0
TOTAL	25	0	0	0	20	-2	0	0	0
NHL TOTAL	129	1	5	6	144	-10	0	0	0

## STEVE MALTAIS

F

#26, 18

Capitals' 2nd selection (57th overall) in the 1987 Entry Draft. Traded to Minnesota with Trent Klatt for Shawn Chambers, June 21, 1991.

YEAR	GP	G	A	PTS	PIM	+/-	PP	SH	GW
89-90	8	0	0	0	2	-2	0	0	0
90-91	7	0	0	0	2	-1	0	0	0
TOTAL	15	0	0	0	4	-3	0	0	0
NHL TOTAL	120	9	18	27	53	-34	4	0	1

## JASON MARSHALL

D

#28

Acquired from Anaheim for Alexei Tezikov and the Capitals' 4th choice in the 2001 Entry Draft (Brandon Rogers). Became a free agent, July 1, 2001.

YEAR	GP	G	A	PTS	PIM	+/-	PP	SH	GW
00-01	5	0	0	0	17	-1	0	0	0
NHL TOTAL	526	16	51	67	1004	-34	5	1	1

## MIKE MARSON

F

#16

Capitals' 2nd choice (19th overall) in the 1974 Amateur Draft. Traded to Los Angeles for Steve Clippingdale, June 11, 1979.

YEAR	GP	G	A	PTS	PIM	+/-	PP	SH	GW
74-75	76	16	12	28	59	-65	5	0	2
75-76	57	4	7	11	50	-19	0	0	0
76-77	10	0	1	1	18	-1	0	0	0
77-78	46	4	4	8	101	1	0	0	0
78-79	4	0	0	0	0	-3	0	0	0
TOTAL	193	24	24	48	228	-87	5	0	2
NHL TOTAL	196	24	24	48	233	-89	5	0	2

## GRANT MARTIN

F

#21, 25

Signed as a free agent, Aug. 6, 1985. Became a free agent, June 1, 1987.

YEAR	GP	G	A	PTS	PIM	+/-	PP	SH	GW
85-86	11	0	1	1	6	-5	0	0	0
86-87	9	0	0	0	4	-1	0	0	0
TOTAL	20	0	1	1	10	-6	0	0	0
NHL TOTAL	44	0	4	4	55	-16	0	0	0

## DENNIS MARUK

F

#21

Acquired from Minnesota for the Capitals' 2nd choice in the 1979 Entry Draft (Tom McCarthy), Oct. 18, 1978. Traded to Minnesota for the North Stars' 2nd choice in the 1984 Entry Draft (Steve Leach), July 5, 1983.

YEAR	GP	G	A	PTS	PIM	+/-	PP	SH	GW
78-79	76	31	59	90	71	-14	6	2	3
79-80	27	10	17	27	8	E	1	1	0
80-81	80	50	47	97	87	-7	16	2	5
81-82	80	60	76	136	128	-4	20	2	1
82-83	80	31	50	81	71	-21	12	0	2
TOTAL	343	182	249	431	365	-46	55	7	11
NHL TOTAL	888	356	522	878	761	-75	89	14	26

## JIM MATHIESON

D

#36

Capitals' 3rd selection (59th overall) in the 1989 Entry Draft. Became a free agent, July 1994.

YEAR	GP	G	A	PTS	PIM	+/-	PP	SH	GW
89-90	2	0	0	0	4	E	0	0	0
NHL TOTAL	2	0	0	0	4	E	0	0	0

## ALAN MAY

F

#16

Acquired from Los Angeles for the Capitals' 5th choice in the 1989 Entry Draft (Thomas Newman), June 17, 1989. Traded to Dallas for Jim Johnson, March 21, 1994.

YEAR	GP	G	A	PTS	PIM	+/-	PP	SH	GW
89-90	77	7	10	17	339	-1	1	0	2
90-91	67	4	6	10	264	-10	0	0	0
91-92	75	6	9	15	221	-7	0	0	1
92-93	83	6	10	16	268	1	0	0	1
93-94	43	4	7	11	97	-2	0	0	0
TOTAL	345	27	42	69	1189	-19	1	0	4
NHL TOTAL	393	31	45	76	1348	-18	1	0	6

## GARY MCADAM

F

#20

Acquired on waivers from New Jersey, Nov. 17, 1983. Rights traded to New Jersey for cash, Jan. 18, 1984.

YEAR	GP	G	A	PTS	PIM	+/-	PP	SH	GW
83-84	24	1	5	6	12	E	0	0	1
NHL TOTAL	534	96	132	228	243	-54	8	2	14

## MIKE MCEWEN

D

#2

Signed as a free agent from Los Angeles, Aug. 7, 1984. Became a free agent July 1, 1985.

YEAR	GP	G	A	PTS	PIM	+/-	PP	SH	GW
84-85	56	11	27	38	42	22	4	0	3
NHL TOTAL	716	108	296	404	460	-36	43	1	13

## JIM MCGEOUGH

F

#23, 24

Capitals' 6th choice (110th overall) in 1981 Entry Draft. Traded to Pittsburgh for Mark Taylor, March 12, 1985.

YEAR	GP	G	A	PTS	PIM	+/-	PP	SH	GW
81-82	4	0	0	0	0	-2	0	0	0
84-85	11	3	0	3	12	0	0	0	0
TOTAL	15	3	0	3	12	-2	0	0	0
NHL TOTAL	57	7	10	17	32	-15	0	0	1

## WALT MCKECHNIE

F

#10

Acquired from Detroit as compensation for Ron Low, Aug. 17, 1977. Traded to Pittsburgh for Bob Girard and Cleveland's 2nd choice (Paul MacKinnon) in the 1978 Amateur Draft, Dec. 9, 1977.

YEAR	GP	G	A	PTS	PIM	+/-	PP	SH	GW
77-78	16	4	1	5	0	-14	1	0	0
NHL TOTAL	955	214	392	606	469	-115	35	17	24

## JIM MCKENZIE

F

#33

Claimed on waivers from Anaheim, Jan. 20, 2000. Became a free agent and signed with New Jersey, July 3, 2000.

YEAR	GP	G	A	PTS	PIM	+/-	PP	SH	GW
99-00	30	1	2	3	16	E	0	0	0
NHL TOTAL	880	48	52	100	1739	-86	2	0	6

## DON MCLEAN

D

#8

Acquired from Philadelphia with Bill Clement and Flyers' 1st choice in the 1975 Amateur Draft (Alex Forsyth) for Capitals' 1st choice in 1975 Amateur Draft (Mel Bridgeman), June 3, 1975. Retired for medical reasons following 1976-77 season.

YEAR	GP	G	A	PTS	PIM	+/-	PP	SH	GW
75-76	9	0	0	0	6	-3	0	0	0
NHL TOTAL	9	0	0	0	6	-3	0	0	0

## JIM MCTAGGART

D

#4, 3

Signed as a free agent from Billings (WHL), Nov. 9, 1979. Released at start of the 1982-83 season.

YEAR	GP	G	A	PTS	PIM	+/-	PP	SH	GW
80-81	52	1	6	7	185	-5	0	0	0
81-82	19	2	4	6	20	-2	0	1	1
TOTAL	71	3	10	13	205	-7	0	1	1
NHL TOTAL	71	3	10	13	205	-7	0	1	1

## GERRY MEEHAN

F

#14

Acquired from Atlanta with Jean Lemieux and Buffalo's 1st pick in the 1976 Amateur Draft (Greg Carroll) for Bill Clement, Jan. 22, 1976. Released and signed with Cincinnati (WHA), Dec. 4, 1978.

YEAR	GP	G	A	PTS	PIM	+/-	PP	SH	GW
75-76	32	16	15	31	10	-7	3	0	0
76-77	80	28	36	64	13	-11	9	1	6
77-78	78	19	24	43	10	-41	7	0	2
78-79	18	2	4	6	0	-3	1	0	1
TOTAL	208	65	79	144	33	-62	20	1	9
NHL TOTAL	670	180	243	423	111	-116	42	2	23

## DEAN MELANSON

D

#57

Acquired from Philadelphia for Matt Herr, March 13, 2001. Traded to Ottawa for Josef Boumedienne, Dec. 16, 2002.

YEAR	GP	G	A	PTS	PIM	+/-	PP	SH	GW
01-02	4	0	0	0	4	1	0	0	0
NHL TOTAL	9	0	0	0	8	E	0	0	0

# All-Time Player Register

## GLEN METROPOLIT

F

#21

Signed as a free agent, July 19, 1999. Claimed by Tampa Bay in the waiver draft, Sept. 28, 2001. Claimed off waivers from Tampa Bay, Oct. 20, 2001. Claimed by Ottawa in the waiver draft, Oct. 3, 2003.

YEAR	GP	G	A	PTS	PIM	+/-	PP	SH	GW
99-00	30	6	13	19	4	5	1	0	1
00-01	15	1	5	6	10	-2	0	0	0
01-02	33	1	16	17	6	3	0	0	0
02-03	23	2	3	5	6	4	0	0	1
TOTAL	80	10	37	47	26	10	1	0	2
NHL TOTAL	407	57	102	159	148	39	18	0	10

## BILL MIKKELSON

D

#4, 3

Acquired in 1974 Expansion Draft (16th pick) from NY Islanders. Became a free agent, June 1, 1977.

YEAR	GP	G	A	PTS	PIM	+/-	PP	SH	GW
74-75	59	3	7	10	52	-82	3	0	0
76-77	1	0	0	0	2	E	0	0	0
TOTAL	60	3	7	10	54	-82	3	0	0
NHL TOTAL	147	4	18	22	105	-147	3	0	0

## MIKE MILLAR

F

#9

Acquired from Hartford with Neil Sheehy for Ed Kastelic and Grant Jennings, July 6, 1988. Traded to Boston for Alfie Turcotte, Oct. 2, 1989.

YEAR	GP	G	A	PTS	PIM	+/-	PP	SH	GW
88-89	18	6	3	9	4	-4	3	0	1
NHL TOTAL	78	18	18	36	12	-9	8	0	3

## KELLY MILLER

F

#10

Acquired from NY Rangers with Mike Ridley and Bob Crawford for Bobby Carpenter and Washington's 2nd choice in the 1989 Entry Draft (Jason Prosofsky), Jan. 1, 1987.

YEAR	GP	G	A	PTS	PIM	+/-	PP	SH	GW
86-87	39	10	12	22	26	10	3	1	0
87-88	80	9	23	32	35	9	0	1	3
88-89	78	19	21	40	45	13	2	1	3
89-90	80	18	22	40	49	-2	3	2	2
90-91	80	24	26	50	29	10	4	2	3
91-92	78	14	38	52	49	20	0	1	3
92-93	84	18	27	45	32	-2	3	0	3
93-94	84	14	25	39	32	8	0	1	3
94-95	48	10	13	23	6	5	2	0	1
95-96	74	7	13	20	30	7	0	2	1
96-97	77	10	14	24	33	4	0	1	3
97-98	76	7	7	14	41	-2	0	3	3
98-99	62	2	5	7	29	-5	0	1	1
TOTAL	940	162	246	408	436	75	17	15	29
NHL TOTAL	1057	181	282	463	512	71	19	16	33

## KEVIN MILLER

F

#14

Acquired from Detroit for Dino Ciccarelli, June 20, 1992. Traded to St. Louis for Paul Cavallini, Nov. 2, 1992.

YEAR	GP	G	A	PTS	PIM	+/-	PP	SH	GW
92-93	10	0	3	3	35	-4	0	0	0
NHL TOTAL	620	150	185	335	429	-7	28	14	26

## KIP MILLER

F

#14

Signed as a free agent, July 9, 2002. Became a free agent, July 1, 2004.

YEAR	GP	G	A	PTS	PIM	+/-	PP	SH	GW
02-03	72	12	38	50	18	-1	3	0	4
03-04	66	9	22	31	8	-10	6	0	2
TOTAL	138	21	60	81	26	-11	9	0	2
NHL TOTAL	449	74	165	239	105	-32	17	0	15

## GRAHAM MINK

F

#39

Signed as a free agent, April 9, 2002. Became a free agent July 1, 2006. Signed as a free agent, July 2, 2008. Became a free agent, July 1, 2009.

YEAR	GP	G	A	PTS	PIM	+/-	PP	SH	GW
03-04	2	0	0	0	2	-1	0	0	0
05-06	3	0	0	0	0	E	0	0	0
08-09	2	0	0	0	0	E	0	0	0
TOTAL	7	0	0	0	2	-1	0	0	0
NHL TOTAL	7	0	0	0	2	-1	0	0	0

## DMITRI MIRONOV

D

#15

Signed as a free agent, July 12, 1998. Became a free agent, July 2001.

YEAR	GP	G	A	PTS	PIM	+/-	PP	SH	GW
98-99	46	2	14	16	80	-5	2	0	0
99-00	73	3	19	22	28	6	1	0	0
00-01	36	3	5	8	6	-7	1	0	1
TOTAL	155	8	38	46	114	-6	4	0	1
NHL TOTAL	556	54	206	260	568	29	20	1	7

## DOUG MOHNS

D

#2

Purchased from Atlanta, June 20, 1974. Became a free agent, June 1, 1975.

YEAR	GP	G	A	PTS	PIM	+/-	PP	SH	GW
74-75	75	2	19	21	54	-52	1	0	0
NHL TOTAL	1390	248	462	710	1250	10	40	5	22

## HARTLAND MONAHAN

F

#12

Acquired in 1975 Intra-League Draft from NY Rangers. Traded to Pittsburgh for the Penguins' 1st choice in 1979 Entry Draft (later traded to Minnesota-Tom McCarthy), Oct. 17, 1977.

YEAR	GP	G	A	PTS	PIM	+/-	PP	SH	GW
75-76	80	17	29	46	35	-49	2	0	2
76-77	79	23	27	50	37	-28	7	1	4
TOTAL	159	40	56	96	72	-77	9	1	6
NHL TOTAL	334	61	80	141	163	-119	11	4	7

## BARRIE MOORE

F

#25

Acquired from Edmonton for Brad Church, Feb. 3, 1999. Selected by Columbus in the 2000 Expansion Draft.

YEAR	GP	G	A	PTS	PIM	+/-	PP	SH	GW
99-00	1	0	0	0	0	E	0	0	0
NHL TOTAL	39	2	6	8	18	1	1	0	0

## BRENDAN MORRISON

F

#9

Signed as a free agent, July 10, 2009.

YEAR	GP	G	A	PTS	PIM	+/-	PP	SH	GW
09-10	74	12	30	42	40	23	3	0	3
NHL TOTAL	934	200	401	601	452	86	53	8	42

## LEW MORRISON

F

#22

Acquired in 1974 Expansion Draft (19th pick) from Atlanta. Traded to Pittsburgh for Ron Lalonde and the rights to Don Seiling, Dec. 14, 1974.

YEAR	GP	G	A	PTS	PIM	+/-	PP	SH	GW
74-75	18	0	4	4	6	-14	0	0	0
NHL TOTAL	564	39	52	91	107	-60	5	4	6

## SHAONE MORRISON

D

#26

Acquired from Boston with Boston's 1st (Jeff Schultz) and 2nd (Mikhail Yunkov) choices in the 2004 Entry Draft for Sergei Gonchar, March 3, 2004.

YEAR	GP	G	A	PTS	PIM	+/-	PP	SH	GW
03-04	3	0	0	0	0	E	0	0	0
05-06	80	1	13	14	91	7	0	0	0
06-07	78	3	10	13	106	3	0	0	0
07-08	76	1	9	10	63	4	0	0	1
08-09	72	3	10	13	77	4	0	0	1
09-10	68	1	11	12	68	8	0	0	1
TOTAL	377	9	53	62	405	26	0	0	3
NHL TOTAL	480	11	64	75	455	34	0	0	4

## JOE MOTZKO

F

#50

Signed as a free agent, July 10, 2007. Traded to Atlanta for Alexandre Giroux, Feb. 26, 2008.

YEAR	GP	G	A	PTS	PIM	+/-	PP	SH	GW
07-08	8	2	2	4	0	1	0	0	0
NHL TOTAL	25	4	2	6	0	E	0	0	0

## BRYAN MUIR

D

#47

Acquired from Los Angeles for future considerations, Aug. 12, 2005. Became a free agent, July 1, 2007.

YEAR	GP	G	A	PTS	PIM	+/-	PP	SH	GW
05-06	72	8	18	26	72	-9	4	0	0
06-07	26	3	4	7	42	3	0	0	1
TOTAL	98	11	22	33	114	-6	4	0	1
NHL TOTAL	279	16	37	53	281	-20	4	1	1

## RYAN MULHERN

F

#26

Signed as a free agent, March 17, 1997. Became a free agent, July 1, 1998.

YEAR	GP	G	A	PTS	PIM	+/-	PP	SH	GW
97-98	3	0	0	0	0	E	0	0	0
NHL TOTAL	3	0	0	0	0	E	0	0	0

## PAUL MULVEY

F

#27

Capitals' 2nd choice (20th overall) in the 1978 Amateur Draft. Traded to Pittsburgh as compensation for Orest Kindrachuk, Sept. 4, 1981.

YEAR	GP	G	A	PTS	PIM	+/-	PP	SH	GW
78-79	55	7	4	11	81	-18	1	0	1
79-80	77	15	19	34	240	-8	2	0	3
80-81	55	7	14	21	166	-9	1	0	0
TOTAL	187	29	37	66	487	-35	4	0	4
NHL TOTAL	225	30	51	81	613	-42	4	0	4



# All-Time Player Register

## JOE MURPHY

F

#9

Claimed off waivers from Boston, Feb. 11, 2000. Released, Dec. 9, 2000.

YEAR	GP	G	A	PTS	PIM	+/-	PP	SH	GW
99-00	29	5	8	13	53	8	1	0	2
00-01	14	1	5	6	20	-5	1	0	0
TOTAL	43	6	13	19	73	3	2	0	2
NHL TOTAL	779	233	295	528	810	29	64	8	26

## LARRY MURPHY

D

#8

Acquired from Los Angeles for Brian Engblom and Ken Houston, Oct. 18, 1983. Traded to Minnesota with Mike Gartner for Dino Ciccarelli and Bob Rouse, March 7, 1989.

YEAR	GP	G	A	PTS	PIM	+/-	PP	SH	GW
83-84	72	13	33	46	50	12	2	0	2
84-85	79	13	42	55	51	21	3	0	0
85-86	78	21	44	65	50	2	8	1	2
86-87	80	23	58	81	39	25	8	0	4
87-88	79	8	53	61	72	2	7	0	1
88-89	65	7	29	36	70	-5	3	0	0
TOTAL	453	85	259	344	332	57	31	1	9
NHL TOTAL	1615	287	929	1216	1084	200	114	9	37

## ROB MURRAY

F

#23

Capitals' 3rd selection (61st overall) in 1985 Entry Draft. Claimed by Minnesota in 1991 Expansion Draft, May 30, 1991.

YEAR	GP	G	A	PTS	PIM	+/-	PP	SH	GW
89-90	41	2	7	9	58	-10	0	0	0
90-91	17	0	3	3	19	E	0	0	0
TOTAL	58	2	10	12	77	-10	0	0	0
NHL TOTAL	107	4	15	19	111	-10	0	0	1

## TERRY MURRAY

D

#25

Claimed from Philadelphia in the 1981 Waiver Draft, Oct. 5, 1981. Retired following 1981-82 season.

YEAR	GP	G	A	PTS	PIM	+/-	PP	SH	GW
81-82	74	3	22	25	60	-14	0	0	0
NHL TOTAL	302	4	76	80	199	-20	0	0	0

## BRANTT MYHRES

F

#74

Acquired from Nashville for future considerations, Feb. 1, 2001. Became a free agent, July 1, 2001.

YEAR	GP	G	A	PTS	PIM	+/-	PP	SH	GW
00-01	5	0	0	0	29	E	0	0	0
NHL TOTAL	154	6	2	8	687	-9	0	0	2

## JEFF NELSON

F

#15

Capitals' 4th choice (36th overall) in 1991 Entry Draft. Traded to Nashville for future considerations, Aug. 19, 1998.

YEAR	GP	G	A	PTS	PIM	+/-	PP	SH	GW
94-95	10	1	0	1	2	-2	0	0	0
95-96	33	0	7	7	16	3	0	0	0
TOTAL	43	1	7	8	18	1	0	0	0
NHL TOTAL	52	3	8	11	20	E	0	0	0

## TODD NELSON

D

#40

Signed as a free agent, Aug. 15, 1993.

YEAR	GP	G	A	PTS	PIM	+/-	PP	SH	GW
93-94	2	1	0	1	2	1	1	0	1
NHL TOTAL	3	1	0	1	2	1	1	0	1

## PAUL NICHOLSON

F

#24, 27

Capitals' 4th choice (55th overall) in the 1974 Amateur Draft. Became a free agent, June 1978.

YEAR	GP	G	A	PTS	PIM	+/-	PP	SH	GW
74-75	39	4	5	9	7	-29	0	0	1
75-76	14	0	2	2	9	-4	0	0	0
76-77	9	0	1	1	2	-6	0	0	0
TOTAL	62	4	8	12	18	-39	0	0	1
NHL TOTAL	62	4	8	12	18	-39	0	0	1

## ANDREI NIKOLISHIN

F

#13

Acquired from Hartford for Curtis Leschyshyn, Nov. 9, 1996. Traded to Chicago with Chris Simon for Michael Nylander, Chicago's 3rd choice in the 2003 Entry Draft (Steve Werner) and future considerations, Nov. 1, 2002.

YEAR	GP	G	A	PTS	PIM	+/-	PP	SH	GW
96-97	59	7	14	21	30	5	1	0	0
97-98	38	6	10	16	14	1	1	0	1
98-99	73	8	27	35	28	0	0	1	1
99-00	76	11	14	25	28	6	0	2	2
00-01	81	13	25	38	34	9	4	0	2
01-02	80	13	23	36	40	-1	1	0	0
TOTAL	407	58	113	161	174	20	7	3	6
NHL TOTAL	628	93	187	280	270	23	13	6	9

## CLAUDE NOEL

F

#23, 20

Signed as a free agent, Oct. 9, 1979. Released from contract, May 1982.

YEAR	GP	G	A	PTS	PIM	+/-	PP	SH	GW
79-80	7	0	0	0	0	-3	0	0	0
NHL TOTAL	7	0	0	0	0	-3	0	0	0

## BRAD NORTON

D

#41

Claimed off waivers from Los Angeles, March 5, 2004. Became a free agent, July 1, 2004.

YEAR	GP	G	A	PTS	PIM	+/-	PP	SH	GW
03-04	16	0	1	1	17	-4	0	0	0
NHL TOTAL	124	3	8	11	287	-3	0	0	0

## LEE NORWOOD

D

#8

Acquired from Quebec for Tim Tookey and Capitals' 7th pick (Daniel Poudrier) in 1982 Entry Draft, Feb. 1, 1982. Traded Oct. 6, 1983 to Toronto for Dave Shand.

YEAR	GP	G	A	PTS	PIM	+/-	PP	SH	GW
81-82	26	7	10	17	125	7	3	0	1
82-83	8	0	1	1	14	-3	0	0	0
TOTAL	34	7	11	18	139	4	3	0	1
NHL TOTAL	503	58	153	211	1099	27	22	1	8

## JIRI NOVOTNY

F

#13

Acquired from Buffalo with Buffalo's 1st choice in the 2007 Entry Draft (later traded to San Jose-Nick Petrecki) for Timo Helbling and Dainius Zubrus, Feb. 27, 2007. Became a free agent, July 1, 2006.

YEAR	GP	G	A	PTS	PIM	+/-	PP	SH	GW
06-07	18	0	6	6	2	-2	0	0	0
NHL TOTAL	189	20	31	51	66	-15	1	2	0

## MILAN NOVY

F

#26, 66

Capitals' 2nd choice (58th overall) in 1982 Entry Draft. Released following 1982-83 season.

YEAR	GP	G	A	PTS	PIM	+/-	PP	SH	GW
82-83	73	18	30	48	16	1	3	0	3
NHL TOTAL	73	18	30	48	16	1	3	0	3

## LAWRENCE NYCHOLAT

D

#3

Signed as a free agent, Aug. 9, 2005. Traded to Ottawa for Andy Hedlund and Ottawa's 6th choice in the 2007 Entry Draft (Justin Taylor), Feb. 26, 2007.

YEAR	GP	G	A	PTS	PIM	+/-	PP	SH	GW
06-07	18	2	6	8	12	-3	0	0	0
NHL TOTAL	50	2	7	9	24	-3	0	0	0

## MICHAEL NYLANDER

F

#92

Acquired from Chicago with Chicago's 3rd choice in the 2003 Entry Draft (Steve Werner) and future considerations for Andrei Nikolishin and Chris Simon, Nov. 1, 2002. Traded to Boston for Boston's 4th choice in the 2005 Entry Draft (Patrick McNeill) and Boston's 2nd choice in the 2006 Entry Draft (Francois Bouchard), March 4, 2004. Signed as a free agent, July 2, 2007.

YEAR	GP	G	A	PTS	PIM	+/-	PP	SH	GW
02-03	71	17	39	56	36	3	7	0	2
03-04	3	0	2	2	8	1	0	0	0
07-08	40	11	26	37	24	-19	5	0	1
08-09	72	9	24	33	32	E	4	0	2
TOTAL	186	37	91	128	100	-15	16	0	5
NHL TOTAL	920	209	470	679	468	75	63	0	33

## ADAM OATES

F

#77

Acquired from Boston with Bill Ranford and Rick Tocchet for Jim Carey, Anson Carter, Jason Allison and the Capitals' 3rd choice in the 1997 Entry Draft (Lee Goren), March 1, 1997. Traded to Philadelphia for Maxime Ouellet and the Flyers' 1st (later traded to Dallas-Martin Vagner), 2nd (Maxime Daigneault) and 3rd (Derek Krestanovich) choices in the 2002 Entry Draft, March 19, 2002.

YEAR	GP	G	A	PTS	PIM	+/-	PP	SH	GW
96-97	17	4	8	12	4	-2	1	0	1
97-98	82	18	58	76	36	6	3	2	3
98-99	59	12	42	54	22	-1	3	0	0
99-00	82	15	56	71	14	13	5	0	6
00-01	81	13	69	82	28	-9	5	0	4
01-02	66	11	57	68	22	-2	3	0	1
TOTAL	387	73	290	363	126	5	20	2	15
NHL TOTAL	1337	341	1079	1420	415	35	103	12	56

## DMITRY ORLOV

D

#81

Capitals' 2nd choice (55th overall) in 2009 Entry Draft.

YEAR	GP	G	A	PTS	PIM	+/-	PP	SH	GW
11-12	60	3	16	19	18	1	0	0	1
NHL TOTAL	60	3	16	19	18	1	0	0	1

# All-Time Player Register

## OSKAR OSALA

F

#48

Capitals' 6th choice (97th overall) in 2006 Entry Draft. Traded to Carolina with Brian Pothier and a second-round choice in the 2011 Entry Draft for Joe Corvo, March 3, 2010.

YEAR	GP	G	A	PTS	PIM	+/-	PP	SH	GW
08-09	2	0	0	0	0	-1	0	0	0
TOTAL	2	0	0	0	0	-1	0	0	0
NHL TOTAL	3	0	0	0	0	-1	0	0	0

## ALEX OVECHKIN

F

#8

Capitals' 1st choice (1st overall) in 2004 Entry Draft.

YEAR	GP	G	A	PTS	PIM	+/-	PP	SH	GW
05-06	81	52	54	106	52	2	21	3	5
06-07	82	46	46	92	52	-19	16	0	8
07-08	82	65	47	112	40	28	22	0	11
08-09	79	56	54	110	72	8	19	1	10
09-10	72	50	59	109	89	45	13	0	7
10-11	79	32	53	85	41	24	7	0	11
11-12	78	38	27	65	26	-8	13	0	3
NHL TOTAL	553	339	340	679	372	80	111	4	55

## JOHN PADDOCK

F

#17

Capitals' 3rd choice (37th overall) in 1974 Amateur Draft. Traded to Philadelphia to complete deal for Bob Sirois, Dec. 15, 1975.

YEAR	GP	G	A	PTS	PIM	+/-	PP	SH	GW
75-76	8	1	1	2	12	-5	0	0	0
NHL TOTAL	87	8	14	22	86	-22	0	0	0

## BOB PARADISE

D

#4

Acquired from Pittsburgh for Capitals' 2nd-round pick in the 1976 Amateur Draft (Greg Malone), Nov. 26, 1975. Traded to Pittsburgh for rights to Don Awrey, Oct. 1, 1977.

YEAR	GP	G	A	PTS	PIM	+/-	PP	SH	GW
75-76	48	0	8	8	42	-41	0	0	0
76-77	22	0	5	5	20	-3	0	0	0
TOTAL	70	0	13	13	62	-44	0	0	0
NHL TOTAL	368	8	54	62	393	-116	1	0	1

## DOUG PATEY

F

#10, 23, 12, 16

Capitals' 5th choice (73rd overall) in the 1976 Amateur Draft. Claimed by Edmonton in 1979 Expansion Draft.

YEAR	GP	G	A	PTS	PIM	+/-	PP	SH	GW
76-77	37	3	1	4	6	-15	0	0	0
77-78	2	0	1	1	0	1	0	0	0
78-79	6	1	0	1	2	-2	0	0	0
TOTAL	45	4	2	6	8	-16	0	0	0
NHL TOTAL	45	4	2	6	8	-16	0	0	0

## CRAIG PATRICK

F

#11

Signed as a free agent, Feb. 1, 1977. Retired following 1978-79 season.

YEAR	GP	G	A	PTS	PIM	+/-	PP	SH	GW
76-77	28	7	10	17	2	-10	1	0	0
77-78	44	1	7	8	4	-8	1	0	0
78-79	3	1	1	2	0	-1	0	0	0
TOTAL	75	9	18	27	6	-19	2	0	0
NHL TOTAL	401	72	91	163	61	-131	9	2	3

## KENT PAYNTER

F

#36, 37

Signed as a free agent, Aug. 21, 1989. Traded to Winnipeg with Bob Joyce and Tyler Larter for Craig Duncanson, Brent Hughes and Simon Wheeldon, May 21, 1991.

YEAR	GP	G	A	PTS	PIM	+/-	PP	SH	GW
89-90	13	1	2	3	18	-7	0	0	0
90-91	1	0	0	0	15	E	0	0	0
TOTAL	14	1	2	3	33	-7	0	0	0
NHL TOTAL	37	1	3	4	69	-22	0	0	0

## PAT PEAKE

F

#14

Capitals' 1st choice (14th overall) in the 1991 Entry Draft. Retired, Sept. 1, 1998.

YEAR	GP	G	A	PTS	PIM	+/-	PP	SH	GW
93-94	49	11	18	29	39	1	3	0	1
94-95	18	0	4	4	12	-6	0	0	0
95-96	62	17	19	36	46	7	8	0	3
96-97	4	0	0	0	4	1	0	0	0
97-98	1	0	0	0	4	0	0	0	0
TOTAL	134	28	41	69	105	3	11	0	4
NHL TOTAL	134	28	41	69	105	3	11	0	4

## ROB PEARSON

F

#25

Acquired from Toronto with Toronto's 1st choice (Nolan Baumgartner) in the 1994 Entry Draft for Mike Ridley and Washington's 1st choice (Eric Fichaud) in the 1994 Entry Draft, June 28, 1994.

YEAR	GP	G	A	PTS	PIM	+/-	PP	SH	GW
94-95	32	0	6	6	96	-6	0	0	0
NHL TOTAL	269	56	54	110	645	-31	16	0	8

## STEPHEN PEAT

F

#51

Acquired from Anaheim in exchange for Washington's 4th choice in the 2000 Entry Draft (Michel Ouellet), June 1, 2000. Traded to Carolina for Colin Forbes, Dec. 28, 2005.

YEAR	GP	G	A	PTS	PIM	+/-	PP	SH	GW
01-02	38	2	2	4	85	-1	0	0	0
02-03	27	1	0	1	57	-3	0	0	0
03-04	64	5	0	5	90	-10	0	0	0
05-06	1	0	0	0	2	-2	0	0	0
TOTAL	130	8	2	10	234	-16	0	0	0
NHL TOTAL	130	8	2	10	234	-16	0	0	0

## ANDRE PELOFFY

F

#26

Purchased from the NY Rangers, July 29, 1974. Contract expired April 1977.

YEAR	GP	G	A	PTS	PIM	+/-	PP	SH	GW
74-75	9	0	0	0	0	-8	0	0	0
NHL TOTAL	9	0	0	0	0	-8	0	0	0

## MATHIEU PERREAULT

F

#85

Capitals' 10th choice (177th overall) in the 2006 Entry Draft.

YEAR	GP	G	A	PTS	PIM	+/-	PP	SH	GW
09-10	21	4	5	9	6	4	1	0	0
10-11	35	7	7	14	20	-3	1	0	1
11-12	64	16	14	30	24	9	2	0	4
NHL TOTAL	120	27	26	53	50	10	4	0	5

## JORGEN PETTERSSON

F

#12

Acquired from Hartford for Doug Jarvis, Dec. 8, 1985. Released from contract, Oct. 23, 1986.

YEAR	GP	G	A	PTS	PIM	+/-	PP	SH	GW
85-86	47	8	16	24	10	-4	2	0	3
NHL TOTAL	435	174	192	366	117	-14	42	3	24

## MATT PETTINGER

F

#28, 18

Capitals' 2nd choice (43rd overall) in the 2000 Entry Draft. Traded to Vancouver for Matt Cooke, Feb. 26, 2008.

YEAR	GP	G	A	PTS	PIM	+/-	PP	SH	GW
00-01	10	0	0	0	2	-1	0	0	0
01-02	61	7	3	10	44	-8	1	0	1
02-03	1	0	0	0	0	E	0	0	0
03-04	71	7	5	12	37	-9	1	0	1
05-06	71	20	18	38	39	-2	4	5	2
06-07	64	16	16	32	22	-13	4	3	2
07-08	56	2	5	7	25	-11	1	0	1
TOTAL	334	52	47	99	169	-44	11	8	7
NHL TOTAL	422	65	58	123	210	-55	13	8	10

## ROBERT PICARD

D

#24

Capitals' 1st choice (3rd overall) in the 1977 Amateur Draft. Traded to Toronto with Tim Coulis and Washington's 2nd choice (Bob McGill) in the 1980 Entry Draft for Mike Palmateer and Toronto's 3rd choice (Torrie Robertson), June 11, 1980.

YEAR	GP	G	A	PTS	PIM	+/-	PP	SH	GW
77-78	75	10	27	37	101	-26	2	0	4
78-79	77	21	44	65	85	3	8	0	2
79-80	78	11	43	54	122	-21	5	0	1
TOTAL	230	42	114	156	308	-44	15	0	7
NHL TOTAL	899	104	319	423	1025	-43	26	5	18

## MICHAL PIVONKA

F

#20

Capitals' 3rd choice (59th overall) in the 1984 Entry Draft.

YEAR	GP	G	A	PTS	PIM	+/-	PP	SH	GW
86-87	73	18	25	43	41	-19	4	0	2
87-88	71	11	23	34	28	1	3	0	0
88-89	52	8	19	27	30	9	1	0	1
89-90	77	25	39	64	54	-7	10	3	0
90-91	79	20	50	70	34	3	6	0	4
91-92	80	23	57	80	47	10	7	4	2
92-93	69	21	53	74	66	14	6	1	5
93-94	82	14	36	50	38	2	5	0	4
94-95	46	10	23	33	50	3	4	2	2
95-96	73	16	65	81	36	18	6	2	5
96-97	54	7	16	23	22	-15	2	0	1
97-98	33	3	6	9	20	5	0	0	1
98-99	36	5	6	11	12	-6	2	0	0
TOTAL	825	181	418	599	478	18	56	12	27
NHL TOTAL	825	181	418	599	478	18	56	12	27

# All-Time Player Register

## HARVIE POCZA

**F** #18, 27

Capitals' 3rd choice (67th overall) in the 1979 Entry Draft. Became a free agent, June 1, 1983.

YEAR	GP	G	A	PTS	PIM	+/-	PP	SH	GW
79-80	1	0	0	0	0	E	0	0	0
81-82	2	0	0	0	2	-2	0	0	0
TOTAL	3	0	0	0	2	-2	0	0	0
NHL TOTAL	3	0	0	0	2	-2	0	0	0

## ANDREJ PODKONICKY

**F** #65

Signed as a free agent, July 14, 2003. Became a free agent, July 1, 2004.

YEAR	GP	G	A	PTS	PIM	+/-	PP	SH	GW
03-04	2	0	0	0	0	-1	0	0	0
NHL TOTAL	8	1	0	1	2	-1	0	0	0

## GREG POLIS

**F** #18

Acquired on waivers from NY Rangers, Jan. 15, 1979. Contract bought out, Oct. 15, 1980.

YEAR	GP	G	A	PTS	PIM	+/-	PP	SH	GW
78-79	19	12	6	18	6	3	6	0	1
79-80	28	1	5	6	19	-6	0	0	0
TOTAL	47	13	11	24	25	-3	6	0	1
NHL TOTAL	615	174	169	343	391	-77	42	4	14

## BRIAN POTHIER

**D** #2

Signed as a free agent, July 1, 2006. Traded to Carolina with Oskar Osala and a second-round choice in the 2011 Entry Draft for Joe Corvo, March 3, 2010.

YEAR	GP	G	A	PTS	PIM	+/-	PP	SH	GW
06-07	72	3	25	28	44	-11	2	0	0
07-08	38	5	9	14	20	5	1	0	1
08-09	9	1	2	3	4	E	0	0	1
09-10	41	4	7	11	21	12	1	0	0
TOTAL	160	13	43	56	89	6	4	0	2
NHL TOTAL	362	26	92	118	202	29	9	0	7

## TOM POTI

**D** #3

Signed as a free agent, July 1, 2007.

YEAR	GP	G	A	PTS	PIM	+/-	PP	SH	GW
07-08	71	2	27	29	46	9	0	0	0
08-09	52	3	10	13	28	3	0	0	1
09-10	70	4	20	24	42	26	2	0	0
10-11	21	2	5	7	8	-4	0	0	0
11-12	Did not play								
TOTAL	144	7	42	49	82	8	0	0	1
NHL TOTAL	808	69	256	325	584	46	29	1	19

## DAVE POULIN

**F** #9

Signed as a free agent, Aug. 3, 1993. Retired following 1994-95 season.

YEAR	GP	G	A	PTS	PIM	+/-	PP	SH	GW
93-94	63	6	19	25	52	-1	0	1	0
94-95	29	4	5	9	10	2	0	2	0
TOTAL	92	10	24	34	62	1	0	3	0
NHL TOTAL	724	205	325	530	482	212	12	39	28

## JEAN PRONOVOST

**F** #22

Acquired from Calgary for future considerations, July 1, 1980. Retired following 1981-82 season.

YEAR	GP	G	A	PTS	PIM	+/-	PP	SH	GW
80-81	80	22	36	58	61	-9	6	1	4
81-82	10	1	2	3	4	-7	0	0	0
TOTAL	90	23	38	61	65	-16	6	1	4
NHL TOTAL	998	391	383	774	413	49	85	17	57

## JOHN PURVES

**F** #37

Capitals' 6th choice (103rd overall) in the 1986 Entry Draft. Became a free agent, July 1, 1992.

YEAR	GP	G	A	PTS	PIM	+/-	PP	SH	GW
90-91	7	1	0	1	0	-3	0	0	1
NHL TOTAL	7	1	0	1	0	-3	0	0	1

## NELSON PYATT

**F** #26

Acquired Feb. 28, 1975, from Detroit for the Capitals' 3rd choice (Allen Cameron) in the 1975 Amateur Draft. Became a free agent and was traded to Colorado for the rights to free agent Guy Charron, Sept. 1, 1976.

YEAR	GP	G	A	PTS	PIM	+/-	PP	SH	GW
74-75	16	6	4	10	21	-14	0	0	1
75-76	77	26	23	49	14	-56	5	0	0
TOTAL	93	32	27	59	35	-70	5	0	1
NHL TOTAL	296	71	63	134	69	-136	8	0	5

## JOEL QUENNEVILLE

**D** #2

Acquired from Hartford for future considerations, Oct. 3, 1990. Released from contract, June 17, 1991.

YEAR	GP	G	A	PTS	PIM	+/-	PP	SH	GW
90-91	9	1	0	1	0	-8	0	0	0
NHL TOTAL	803	54	136	190	705	-89	6	4	6

## ERROL RAUSSE

**F** #6, 14, 12

Capitals' 2nd choice (24th overall) in the 1979 Entry Draft. Became a free agent, June 1, 1983.

YEAR	GP	G	A	PTS	PIM	+/-	PP	SH	GW
79-80	24	6	2	8	0	4	0	0	0
80-81	5	1	1	2	0	1	0	0	0
81-82	2	0	0	0	0	-2	0	0	0
TOTAL	31	7	3	10	0	3	0	0	0
NHL TOTAL	31	7	3	10	0	3	0	0	0

## JOEL RECHLICZ

**F** #54

Signed as a free agent, Jan. 30, 2012. Became a free agent, July 1, 2012.

YEAR	GP	G	A	PTS	PIM	+/-	PP	SH	GW
11-12	3	0	0	0	10	0	0	0	0
NHL TOTAL	26	0	1	1	105	-3	0	0	0

## JOE REEKIE

**D** #29

Acquired from Tampa Bay for Enrico Ciccone, the Capitals' third-round choice in the 1994 Entry Draft and the return of a previously acquired conditional pick, March 21, 1994. Traded to Chicago for future considerations (4th choice in 2002 Entry Draft, Pert Dvorak), Jan. 17, 2002.

YEAR	GP	G	A	PTS	PIM	+/-	PP	SH	GW
93-94	12	0	5	5	29	7	0	0	0
94-95	48	1	6	7	97	10	0	0	0
95-96	78	3	7	10	149	7	0	0	0
96-97	65	1	8	9	107	8	0	0	0
97-98	68	2	8	10	70	15	0	0	1
98-99	73	0	10	10	68	11	0	0	0
99-00	59	0	7	7	50	21	0	0	0
00-01	74	2	9	11	77	14	0	0	1
01-02	38	2	4	6	41	-7	0	0	0
TOTAL	485	11	64	75	688	86	0	0	2
NHL TOTAL	902	25	139	164	1326	150	1	0	5

## PAT RIBBLE

**D** #2

Acquired from Toronto for Mike Kaszycki, Feb. 14, 1980. Traded to Calgary with future considerations for Bobby Gould and Randy Holt, Nov. 25, 1981.

YEAR	GP	G	A	PTS	PIM	+/-	PP	SH	GW
79-80	19	1	5	6	30	2	0	0	0
80-81	67	3	15	18	103	-13	3	0	1
81-82	12	1	2	3	14	-4	0	0	0
TOTAL	98	5	22	27	147	-15	3	0	1
NHL TOTAL	349	19	60	79	365	-14	4	0	2

## MIKE RICHARD

**F** #14, 34

Signed as a free agent, Oct. 9, 1987. Signed to play in Switzerland following the 1989-90 season.

YEAR	GP	G	A	PTS	PIM	+/-	PP	SH	GW
87-88	4	0	0	0	0	-1	0	0	0
89-90	3	0	2	2	2	E	0	0	0
TOTAL	7	0	2	2	2	-1	0	0	0
NHL TOTAL	7	0	2	2	0	-1	0	0	0

## MIKE RIDLEY

**F** #17

Acquired from NY Rangers with Bob Crawford and Kelly Miller for Bob Carpenter and Capitals' 2nd choice (Jason Prosofsky) in the 1989 Entry Draft, Jan. 1, 1987. Traded to Toronto with Capitals' 1st choice (Eric Fichaud) in the 1994 Entry Draft (acquired from St. Louis as compensation for Scott Stevens) for Rob Pearson and Toronto's 1st choice (Nolan Baumgartner) in the 1994 Entry Draft, June 28, 1994.

YEAR	GP	G	A	PTS	PIM	+/-	PP	SH	GW
86-87	40	15	19	34	20	-1	6	0	3
87-88	70	28	31	59	22	1	12	0	3
88-89	80	41	48	89	49	17	16	0	9
89-90	74	30	43	73	27	E	8	3	3
90-91	79	23	48	71	26	9	6	5	4
91-92	80	29	40	69	38	3	5	5	3
92-93	84	26	56	82	44	5	6	2	3
93-94	81	26	44	70	24	15	10	2	4
TOTAL	588	218	329	547	250	49	69	17	32
NHL TOTAL	866	292	466	758	424	37	87	19	46

# All-Time Player Register

## BILL RILEY

F #18, 8, 12

Put on negotiation list, Dec. 20, 1974. Signed to NHL contract from Dayton (IHL), Jan. 18, 1977. Claimed by Winnipeg in 1979 Expansion Draft, June 13, 1979.

YEAR	GP	G	A	PTS	PIM	+/-	PP	SH	GW
74-75	1	0	0	0	0	-1	0	0	0
76-77	43	13	14	27	124	4	5	0	2
77-78	57	13	12	25	125	-15	5	0	0
78-79	24	2	2	4	64	-6	0	0	0
<b>TOTAL</b>	<b>125</b>	<b>28</b>	<b>28</b>	<b>56</b>	<b>313</b>	<b>-18</b>	<b>10</b>	<b>0</b>	<b>2</b>
<b>NHL TOTAL</b>	<b>139</b>	<b>31</b>	<b>30</b>	<b>61</b>	<b>320</b>	<b>-18</b>	<b>12</b>	<b>0</b>	<b>3</b>

## GARY RISSLING

F #23, 12, 20

Signed as a free agent from Port Huron (IHL), Dec. 4, 1978. Traded to Pittsburgh on Jan. 2, 1981, for the Penguins' 5th choice (Peter Sidorkiewicz) in the 1981 Entry Draft.

YEAR	GP	G	A	PTS	PIM	+/-	PP	SH	GW
77-79	26	3	3	6	127	-5	1	0	1
79-80	11	0	1	1	49	-6	0	0	0
<b>TOTAL</b>	<b>37</b>	<b>3</b>	<b>4</b>	<b>7</b>	<b>176</b>	<b>-11</b>	<b>1</b>	<b>0</b>	<b>1</b>
<b>NHL TOTAL</b>	<b>221</b>	<b>23</b>	<b>30</b>	<b>53</b>	<b>1008</b>	<b>-49</b>	<b>2</b>	<b>0</b>	<b>2</b>

## TORRIE ROBERTSON

F #25, 32, 33

Capitals' 3rd choice (55th overall) in the 1980 Entry Draft. Traded to Hartford for Greg Adams, Oct. 3, 1983.

YEAR	GP	G	A	PTS	PIM	+/-	PP	SH	GW
80-81	3	0	0	0	0	-2	0	0	0
81-82	54	8	13	21	204	-1	3	0	0
82-83	5	2	0	2	4	-2	0	0	0
<b>TOTAL</b>	<b>62</b>	<b>10</b>	<b>13</b>	<b>23</b>	<b>208</b>	<b>-5</b>	<b>3</b>	<b>0</b>	<b>0</b>
<b>NHL TOTAL</b>	<b>442</b>	<b>49</b>	<b>99</b>	<b>148</b>	<b>1751</b>	<b>-50</b>	<b>7</b>	<b>0</b>	<b>8</b>

## LOUIS ROBITAILLE

F #41

Signed as a free agent, Aug. 24, 2004. Became a free agent, July 1, 2007.

YEAR	GP	G	A	PTS	PIM	+/-	PP	SH	GW
05-06	2	0	0	0	5	-1	0	0	0
<b>NHL TOTAL</b>	<b>2</b>	<b>0</b>	<b>0</b>	<b>0</b>	<b>5</b>	<b>-1</b>	<b>0</b>	<b>0</b>	<b>0</b>

## TODD ROHLOFF

D #38

Signed as a free agent, July 21, 2000. Became a free agent, July 1, 2003. Claimed off waivers from Columbus, Jan. 9, 2004. Became a free agent, July 1, 2004.

YEAR	GP	G	A	PTS	PIM	+/-	PP	SH	GW
01-02	16	0	1	1	14	-2	0	0	0
03-04	35	0	3	3	18	-5	0	0	0
<b>TOTAL</b>	<b>51</b>	<b>0</b>	<b>4</b>	<b>4</b>	<b>32</b>	<b>-7</b>	<b>0</b>	<b>0</b>	<b>0</b>
<b>NHL TOTAL</b>	<b>75</b>	<b>0</b>	<b>6</b>	<b>6</b>	<b>40</b>	<b>-19</b>	<b>0</b>	<b>0</b>	<b>0</b>

## BOB ROUSE

D #8

Acquired from Minnesota with Dino Ciccarelli for Mike Gartner and Larry Murphy, March 7, 1989. Traded to Toronto with Peter Zedel for Al Iafrate, Jan. 16, 1991.

YEAR	GP	G	A	PTS	PIM	+/-	PP	SH	GW
88-89	13	0	2	2	36	2	0	0	0
89-90	70	4	16	20	123	-2	0	0	2
90-91	47	5	15	20	65	-7	1	0	0
<b>TOTAL</b>	<b>130</b>	<b>9</b>	<b>33</b>	<b>42</b>	<b>224</b>	<b>-7</b>	<b>1</b>	<b>0</b>	<b>2</b>
<b>NHL TOTAL</b>	<b>1061</b>	<b>37</b>	<b>181</b>	<b>218</b>	<b>1559</b>	<b>-36</b>	<b>4</b>	<b>4</b>	<b>6</b>

## TOM ROWE

F #24, 17

Capitals' 3rd choice (37th overall) in the 1976 Amateur Draft. Traded Jan. 17, 1980, to Hartford for Alan Hangsleben. Signed as a free agent, Jan. 31, 1982. Became a free agent and signed with Detroit, Aug. 9, 1982.

YEAR	GP	G	A	PTS	PIM	+/-	PP	SH	GW
76-77	12	1	2	3	2	-6	0	0	0
77-78	63	13	8	21	82	-18	1	0	0
78-79	69	31	30	61	137	-6	4	0	4
79-80	41	10	17	27	76	-9	4	0	2
81-82	6	1	1	2	18	E	0	0	0
<b>TOTAL</b>	<b>191</b>	<b>56</b>	<b>58</b>	<b>114</b>	<b>315</b>	<b>-39</b>	<b>9</b>	<b>0</b>	<b>6</b>
<b>NHL TOTAL</b>	<b>357</b>	<b>85</b>	<b>100</b>	<b>185</b>	<b>615</b>	<b>-80</b>	<b>12</b>	<b>1</b>	<b>9</b>

## KEN SABOURIN

D #8, 2

Acquired from Calgary for Paul Fenton, Jan. 24, 1991. Traded to Calgary for future considerations, Dec. 16, 1992.

YEAR	GP	G	A	PTS	PIM	+/-	PP	SH	GW
90-91	28	1	4	5	81	6	0	0	0
91-92	19	0	0	0	48	-5	0	0	0
<b>TOTAL</b>	<b>47</b>	<b>1</b>	<b>4</b>	<b>5</b>	<b>129</b>	<b>1</b>	<b>0</b>	<b>0</b>	<b>0</b>
<b>NHL TOTAL</b>	<b>74</b>	<b>2</b>	<b>8</b>	<b>10</b>	<b>201</b>	<b>14</b>	<b>0</b>	<b>0</b>	<b>0</b>

## JOE SACCO

F #14

Signed as a free agent, July 27, 1999. Became a free agent, July 2002.

YEAR	GP	G	A	PTS	PIM	+/-	PP	SH	GW
99-00	79	7	16	23	50	7	0	0	1
00-01	69	7	7	14	48	4	0	0	0
01-02	65	0	7	7	51	-13	0	0	0
<b>TOTAL</b>	<b>213</b>	<b>14</b>	<b>30</b>	<b>44</b>	<b>149</b>	<b>-2</b>	<b>0</b>	<b>0</b>	<b>1</b>
<b>NHL TOTAL</b>	<b>738</b>	<b>94</b>	<b>119</b>	<b>213</b>	<b>421</b>	<b>-44</b>	<b>7</b>	<b>7</b>	<b>13</b>

## GARY SAMPSON

F #20, 12, 28

Signed as a free agent from US Olympic Team, Feb. 21, 1984. Became a free agent, June 1987.

YEAR	GP	G	A	PTS	PIM	+/-	PP	SH	GW
83-84	15	1	1	2	6	1	0	0	0
84-85	46	10	15	25	13	20	0	1	0
85-86	19	1	4	5	2	-3	0	0	1
86-87	25	1	2	3	4	-9	0	0	0
<b>TOTAL</b>	<b>105</b>	<b>13</b>	<b>22</b>	<b>35</b>	<b>25</b>	<b>9</b>	<b>0</b>	<b>1</b>	<b>1</b>
<b>NHL TOTAL</b>	<b>105</b>	<b>13</b>	<b>22</b>	<b>35</b>	<b>25</b>	<b>9</b>	<b>0</b>	<b>1</b>	<b>1</b>

## REGGIE SAVAGE

F #38, 15

Capitals' 1st choice (15th overall) in the 1988 Entry Draft. Traded to Quebec with Paul MacDermid for Mike Hough, June 20, 1993.

YEAR	GP	G	A	PTS	PIM	+/-	PP	SH	GW
90-91	1	0	0	0	0	-1	0	0	0
92-93	16	2	3	5	12	-4	2	0	0
<b>TOTAL</b>	<b>17</b>	<b>2</b>	<b>3</b>	<b>5</b>	<b>12</b>	<b>-5</b>	<b>2</b>	<b>0</b>	<b>0</b>
<b>NHL TOTAL</b>	<b>34</b>	<b>5</b>	<b>7</b>	<b>12</b>	<b>28</b>	<b>-2</b>	<b>3</b>	<b>0</b>	<b>0</b>

## PETER SCAMURRA

D #6, 29, 3

Capitals' 2nd choice (19th overall) in the 1975 Amateur Draft. Contract bought out, Sept. 15, 1980.

YEAR	GP	G	A	PTS	PIM	+/-	PP	SH	GW
75-76	58	2	13	15	33	-38	1	0	0
76-77	21	0	2	2	8	-6	0	0	0
78-79	30	3	5	8	12	-13	0	1	0
79-80	23	3	5	8	6	-1	1	0	0
<b>TOTAL</b>	<b>132</b>	<b>8</b>	<b>25</b>	<b>33</b>	<b>59</b>	<b>-58</b>	<b>2</b>	<b>1</b>	<b>0</b>
<b>NHL TOTAL</b>	<b>132</b>	<b>8</b>	<b>25</b>	<b>33</b>	<b>59</b>	<b>-58</b>	<b>2</b>	<b>1</b>	<b>0</b>

## BRAD SCHLEGEL

D #28

Capitals' 8th choice (144th overall) in the 1988 Entry Draft. Traded to Calgary for Flames' 7th choice (Andrew Brunette) in the 1993 Entry Draft, June 26, 1993.

YEAR	GP	G	A	PTS	PIM	+/-	PP	SH	GW
91-92	15	0	1	1	0	-4	0	0	0
92-93	7	0	1	1	6	1	0	0	0
<b>TOTAL</b>	<b>22</b>	<b>0</b>	<b>2</b>	<b>2</b>	<b>6</b>	<b>-3</b>	<b>0</b>	<b>0</b>	<b>0</b>
<b>NHL TOTAL</b>	<b>48</b>	<b>1</b>	<b>8</b>	<b>9</b>	<b>10</b>	<b>-7</b>	<b>0</b>	<b>0</b>	<b>0</b>

## DWIGHT SCHOFIELD

D #2

Claimed from St. Louis in 1985 Waiver Draft, Oct. 7, 1985. Traded to Pittsburgh for cash, Oct. 8, 1986.

YEAR	GP	G	A	PTS	PIM	+/-	PP	SH	GW
85-86	50	1	2	3	127	5	0	0	0
<b>NHL TOTAL</b>	<b>211</b>	<b>8</b>	<b>22</b>	<b>30</b>	<b>631</b>	<b>E</b>	<b>0</b>	<b>0</b>	<b>1</b>

## JEFF SCHULTZ

D #55

Washington's 2nd choice (27th overall) in the 2004 Entry Draft.

YEAR	GP	G	A	PTS	PIM	+/-	PP	SH	GW
06-07	38	0	3	3	16	5	0	0	0
07-08	72	5	13	18	28	12	0	0	0
08-09	64	1	11	12	21	13	0	1	0
09-10	73	3	20	23	32	50	0	0	0
10-11	72	1	9	10	12	6	0	0	1
11-12	54	1	5	6	12	-2	0	0	0
<b>NHL TOTAL</b>	<b>373</b>	<b>11</b>	<b>61</b>	<b>72</b>	<b>121</b>	<b>84</b>	<b>0</b>	<b>1</b>	<b>1</b>

## STEVE SEFTEL

F #40

Capitals' 2nd choice (40th overall) in the 1986 Entry Draft.

YEAR	GP	G	A	PTS	PIM	+/-	PP	SH	GW
90-91	4	0	0	0	2	-2	0	0	0
<b>NHL TOTAL</b>	<b>4</b>	<b>0</b>	<b>0</b>	<b>0</b>	<b>2</b>	<b>-2</b>	<b>0</b>	<b>0</b>	<b>0</b>

## ROD SEILING

D #17

Claimed off waivers from NY Rangers, Oct. 29, 1974. Traded to Toronto for Tim Eccelstone and Willy Brossart, Nov. 2, 1974.

YEAR	GP	G	A	PTS	PIM	+/-	PP	SH	GW
74-75	1	0	0	0					

# All-Time Player Register

## STEVE SELF

F

#19

Signed to a three-game amateur tryout and released, Oct. 10, 1976.

YEAR	GP	G	A	PTS	PIM	+/-	PP	SH	GW
76-77	3	0	0	0	0	-3	0	0	0
NHL TOTAL	3	0	0	0	0	-3	0	0	0

## ALEXANDER SEMIN

F

#28

Capitals' 2nd choice (13th overall) in the 2002 Entry Draft. Became a free agent, July 1, 2012.

YEAR	GP	G	A	PTS	PIM	+/-	PP	SH	GW
03-04	52	10	12	22	36	-2	4	0	2
06-07	77	38	35	73	90	-7	17	0	6
07-08	63	26	16	42	54	-18	10	0	2
08-09	62	34	45	79	77	25	8	0	8
09-10	73	40	44	84	66	36	8	2	5
10-11	65	28	26	54	71	22	6	1	4
11-12	77	21	33	54	56	9	2	0	1
NHL TOTAL	469	197	211	408	450	65	55	3	28

## DAVE SHAND

D

#26

Acquired from Toronto for Lee Norwood, Oct. 6, 1983. Released, June 1985.

YEAR	GP	G	A	PTS	PIM	+/-	PP	SH	GW
83-84	72	4	15	19	124	23	0	0	0
84-85	13	1	1	2	34	1	0	0	0
TOTAL	85	5	16	21	158	24	0	0	0
NHL TOTAL	421	19	84	103	544	80	0	1	2

## BRAD SHAW

D

#4

Claimed on waivers from Ottawa, March 10, 1999. Traded to St. Louis with the Capitals' 8th choice in the 1999 Entry Draft (Colin Hemingway) for St. Louis' 6th choice in 1999 (Kyle Clark), March 18, 1999.

YEAR	GP	G	A	PTS	PIM	+/-	PP	SH	GW
98-99	4	0	0	0	4	E	0	0	0
NHL TOTAL	377	22	137	159	208	-93	11	0	1

## NEIL SHEEHY

D

#15

Acquired from Hartford with Mike Millar for Grant Jennings and Ed Kastelic, July 6, 1988. Became a free agent, July 1991.

YEAR	GP	G	A	PTS	PIM	+/-	PP	SH	GW	
88-89	72	3	4	7	179	-1	0	0	0	
89-90	59	1	5	6	291	8	0	0	0	
90-91	INJURED - DNP (REGULAR SEASON)									
TOTAL	131	4	9	13	470	7	0	0	0	
NHL TOTAL	379	18	47	65	1311	28	1	0	0	

## MIKE SILTALA

F

#12, 15

Capitals' 4th choice (89th overall) in the 1981 Entry Draft. Became a free agent, June 1986.

YEAR	GP	G	A	PTS	PIM	+/-	PP	SH	GW
81-82	3	1	0	1	2	-1	0	0	0
NHL TOTAL	7	1	0	1	8	E	0	0	0

## CHRIS SIMON

F

#17

Acquired from Colorado with Curtis Leschysyn for Keith Jones and Washington's 1st (Scott Parker) and 4th (later traded back to Washington-Krysz Barch) choices in 1998 Entry Draft, Nov. 2, 1996. Traded to Chicago with Andrei Nikolishin for Michael Nylander, Chicago's 3rd choice in the 2003 Entry Draft (Steve Werner) and future considerations, Nov. 1, 2002.

YEAR	GP	G	A	PTS	PIM	+/-	PP	SH	GW
96-97	42	9	13	22	165	-1	3	0	1
97-98	28	7	10	17	38	-1	4	0	1
98-99	23	3	7	10	48	-4	0	0	0
99-00	75	29	20	49	146	11	7	0	5
00-01	60	10	10	20	109	-12	4	0	2
01-02	82	14	17	31	137	-8	1	0	1
02-03	10	0	2	2	23	-3	0	0	0
TOTAL	320	72	79	151	666	-18	19	0	10
NHL TOTAL	782	144	161	305	1824	28	33	0	18

## BOB SIROIS

F

#25

Acquired from Philadelphia for future considerations (John Paddock), Dec. 16, 1975. Released from contract, Nov. 21, 1981.

YEAR	GP	G	A	PTS	PIM	+/-	PP	SH	GW
75-76	43	10	19	29	6	-33	4	0	0
76-77	45	13	22	35	2	1	1	0	1
77-78	72	24	37	61	6	-11	5	0	1
78-79	73	29	25	54	6	-6	9	0	3
79-80	49	15	17	32	18	-5	4	1	2
TOTAL	282	91	120	211	38	-54	23	1	7
NHL TOTAL	286	92	120	212	42	-53	23	1	7

## JOHN SLANEY

D

#28

Capitals' 1st choice (9th overall) in the 1990 Entry Draft. Traded to Colorado for Colorado's 3rd choice in the 1996 Entry Draft (Shawn McNeil), July 12, 1995.

YEAR	GP	G	A	PTS	PIM	+/-	PP	SH	GW
93-94	47	7	9	16	27	3	3	0	1
94-95	16	0	3	3	6	-3	0	0	0
TOTAL	63	7	12	19	33	E	3	0	1
NHL TOTAL	268	22	69	91	99	-26	9	1	4

## TYLER SLOAN

D

#89

Signed as free agent, July 2, 2008. Became a free agent, July 1, 2011.

YEAR	GP	G	A	PTS	PIM	+/-	PP	SH	GW
08-09	26	1	4	5	14	4	0	0	0
09-10	40	2	4	6	22	-1	0	0	0
10-11	33	1	5	6	14	-6	0	0	0
NHL TOTAL	99	4	13	17	50	-3	0	0	0

## DENNIS SMITH

D

#38

Signed as free agent, July 1989. Became a free agent and signed with Los Angeles, July 1990.

YEAR	GP	G	A	PTS	PIM	+/-	PP	SH	GW
89-90	4	0	0	0	0	E	0	0	0
NHL TOTAL	8	0	0	0	4	3	0	0	0

## GORD SMITH

D

#6, 8

Acquired in 1974 Expansion Draft (7th pick) from Los Angeles. Claimed by Winnipeg in 1979 Expansion Draft, June 13, 1979.

YEAR	GP	G	A	PTS	PIM	+/-	PP	SH	GW
74-75	63	3	8	11	56	-56	2	0	0
75-76	25	1	2	3	28	-22	1	0	0
76-77	79	1	12	13	92	-27	1	0	0
77-78	80	4	7	11	78	-20	0	0	1
78-79	39	0	1	1	22	-7	0	0	0
TOTAL	286	9	30	39	276	-132	4	0	1
NHL TOTAL	299	9	30	39	284	-137	4	0	1

## GREG SMITH

D

#19

Acquired from Detroit with John Barrett for Darren Veitch, March 10, 1986. Retired following 1987-88 season.

YEAR	GP	G	A	PTS	PIM	+/-	PP	SH	GW
85-86	14	0	3	3	10	3	0	0	0
86-87	45	0	9	9	31	-6	0	0	0
87-88	54	1	6	7	67	5	0	0	0
TOTAL	113	1	18	19	108	2	0	0	0
NHL TOTAL	829	56	232	288	1110	-120	11	1	7

## RICK SMITH

D

#19

Claimed from Detroit on waivers, Nov. 7, 1980. Retired following 1980-81 season.

YEAR	GP	G	A	PTS	PIM	+/-	PP	SH	GW
80-81	40	5	4	9	36	7	2	0	2
NHL TOTAL	687	52	167	219	560	185	5	0	7

## BRIAN STAPLETON

F

#24

Signed to a three-game amateur tryout and released, October 1975.

YEAR	GP	G	A	PTS	PIM	+/-	PP	SH	GW
75-76	1	0	0	0	0	-2	0	0	0
NHL TOTAL	1	0	0	0	0	-2	0	0	0

## DAVID STECKEL

F

#70, 25, 39

Signed as a free agent, Aug. 25, 2005. Traded to New Jersey for Jason Arnott and a 2012 2nd-round pick, Feb. 28, 2011.

YEAR	GP	G	A	PTS	PIM	+/-	PP	SH	GW
05-06	7	0	0	0	0	1	0	0	0
06-07	5	0	0	0	2	-2	0	0	0
07-08	67	5	7	12	34	1	0	0	1
08-09	76	8	11	19	34	2	0	2	1
09-10	79	5	11	16	19	4	1	0	1
10-11	57	5	6	11	24	-3	0	1	1
TOTAL	291	23	35	58	113	3	1	3	4
NHL TOTAL	385	32	40	72	125	-14	2	5	4

# All-Time Player Register

## SCOTT STEVENS

D

#3

Capitals' 1st choice (5th overall) in the 1982 Entry Draft. Signed as a free agent by St. Louis, July 16, 1990. The Capitals gained five first-round draft picks as compensation from St. Louis: 1991-Trevor Halverson; 1992-Sergei Gonchar; 1993-Brendan Witt; 1994-traded to Toronto (Eric Fichaud); 1995-Miika Elomo.

YEAR	GP	G	A	PTS	PIM	+/-	PP	SH	GW
82-83	77	9	16	25	195	14	0	0	0
83-84	78	13	32	45	201	26	7	0	2
84-85	80	21	44	65	221	19	16	0	5
85-86	73	15	38	53	165	E	3	0	2
86-87	77	10	51	61	283	13	2	0	0
87-88	80	12	60	72	184	14	5	1	2
88-89	80	7	61	68	225	1	6	0	3
89-90	56	11	29	40	154	1	7	0	0
TOTAL	601	98	331	429	1628	88	46	1	14
NHL TOTAL	1635	196	712	908	2785	393	75	5	34

## BLAIR STEWART

F

#23, 14

Acquired from Detroit for Mike Bloom, March 9, 1975. Claimed by Quebec in the 1979 Expansion Draft, June 13, 1979.

YEAR	GP	G	A	PTS	PIM	+/-	PP	SH	GW
74-75	2	1	0	1	2	-2	0	0	0
75-76	74	13	14	27	113	-53	0	0	0
76-77	34	5	2	7	85	-6	0	0	0
77-78	8	0	1	1	9	-3	0	0	0
78-79	45	7	12	19	48	1	0	0	0
TOTAL	183	26	29	55	257	-63	0	0	0
NHL TOTAL	229	34	44	78	326	-72	0	1	2

## ROLAND STOLTZ

F

#18

Signed as a free agent, June 5, 1981. Released Nov. 16, 1981.

YEAR	GP	G	A	PTS	PIM	+/-	PP	SH	GW
81-82	14	2	2	4	14	-3	0	0	0
NHL TOTAL	14	2	2	4	14	-3	0	0	0

## GARRET STROSHEIN

F

#56

Signed as a free agent, July 14, 2003. Became a free agent, July 1, 2004.

YEAR	GP	G	A	PTS	PIM	+/-	PP	SH	GW
03-04	3	0	0	0	14	-1	0	0	0
NHL TOTAL	3	0	0	0	14	-1	0	0	0

## MARCO STURM

F

#18

Claimed off waivers from Los Angeles, Feb. 26, 2011. Became a free agent, July 1, 2011.

YEAR	GP	G	A	PTS	PIM	+/-	PP	SH	GW
10-11	18	1	6	7	6	E	0	0	1
NHL TOTAL	938	242	245	487	446	59	66	18	43

## PETER SUNDSTROM

F

#12

Acquired from NY Rangers in exchange for Washington's 5th pick (Martin Bergeron) in the 1988 Entry Draft, Aug. 27, 1987. Traded to New Jersey for the Devils' 10th choice in the 1991 Entry Draft (Rob Leask), June 19, 1989.

YEAR	GP	G	A	PTS	PIM	+/-	PP	SH	GW
87-88	76	8	17	25	34	-2	0	1	1
88-89	35	4	2	6	12	-5	0	0	0
TOTAL	111	12	19	31	46	-7	0	1	1
NHL TOTAL	338	61	83	144	120	-22	0	5	8

## BRIAN SUTHERBY

F

#46, 16

Capitals' 1st choice (26th overall) in the 2000 Entry Draft. Traded to Anaheim for Anaheim's 2nd choice (later traded to Montreal) in the 2009 Entry Draft, Nov. 19, 2007.

YEAR	GP	G	A	PTS	PIM	+/-	PP	SH	GW
01-02	7	0	0	0	2	-3	0	0	0
02-03	72	2	9	11	93	7	0	0	0
03-04	30	2	0	2	28	-5	0	0	0
05-06	76	14	16	30	73	-17	0	2	0
06-07	69	7	10	17	78	-9	1	0	0
07-08	5	1	0	1	7	-2	0	0	0
TOTAL	183	26	35	61	281	-29	1	2	0
NHL TOTAL	460	41	49	90	533	-32	1	3	0

## JAROSLAV SVEJKOVSKY

F

#34

Capitals' 2nd choice (17th overall) in the 1996 Entry Draft. Traded to Tampa Bay for Tampa Bay's 7th choice in the 2000 Entry Draft (later traded to Los Angeles-Evgeny Federov) and Tampa Bay's 3rd choice in 2001 Entry Draft (later traded to Toronto-Brendan Bell), Jan. 17, 2000.

YEAR	GP	G	A	PTS	PIM	+/-	PP	SH	GW
96-97	19	7	3	10	4	-1	2	0	1
97-98	17	4	1	5	10	-5	2	0	1
98-99	25	6	8	14	12	-2	4	0	2
99-00	23	1	2	3	2	-7	1	0	0
TOTAL	84	18	14	32	28	-15	9	0	4
NHL TOTAL	113	23	19	42	56	-22	9	0	4

## LEIF SVENSSON

D

#4

Signed as a free agent, June 10, 1978. Contract bought out, Oct. 9, 1980.

YEAR	GP	G	A	PTS	PIM	+/-	PP	SH	GW
78-79	74	2	29	31	28	-3	0	0	0
79-80	47	4	11	15	21	-10	0	0	0
NHL TOTAL	121	6	40	46	49	-13	0	0	0

## PETR SYKORA

F

#20

Acquired from Nashville for the Capitals' 3rd choice in the 2003 Entry Draft (Paul Brown), June 22, 2002. Assigned to Pardubice (Czech Republic), Nov. 7, 2005.

YEAR	GP	G	A	PTS	PIM	+/-	PP	SH	GW
05-06	10	2	2	4	6	E	0	0	0
NHL TOTAL	12	2	2	4	6	-1	0	0	0

## MIKHAIL TATARINOV

D

#3

Capitals' 10th choice (225th overall) in the 1984 Entry Draft. Traded to Quebec for Toronto's 2nd choice in the 1991 Entry Draft (Eric Lavigne), June 22, 1991.

YEAR	GP	G	A	PTS	PIM	+/-	PP	SH	GW
90-91	65	8	15	23	82	-4	3	1	1
NHL TOTAL	161	21	48	69	184	10	9	1	2

## MARK TAYLOR

F

#28, 21

Acquired from Pittsburgh for Jim McGeough, March 12, 1985. Became a free agent, June 1987.

YEAR	GP	G	A	PTS	PIM	+/-	PP	SH	GW
84-85	9	1	1	2	2	-1	0	0	0
85-86	30	2	1	3	4	-4	0	0	0
TOTAL	39	3	2	5	6	-5	0	0	0
NHL TOTAL	209	42	68	110	73	-8	9	3	5

## JOEY TENUTE

F

#13

Signed as a free agent, Nov. 21, 2005. Became a free agent, July 1, 2007.

YEAR	GP	G	A	PTS	PIM	+/-	PP	SH	GW
05-06	1	0	0	0	0	E	0	0	0
NHL TOTAL	1	0	0	0	0	E	0	0	0

## ALEXEI TEZIKOV

D

#4

Acquired from Buffalo for Joe Juneau and the Capitals' 3rd choice in the 1999 Entry Draft (Tim Preston), March 23, 1999. Traded to Anaheim with the Capitals' 4th choice in the 2001 Entry Draft (Brandon Rogers) for Jason Marshall, March 13, 2001.

YEAR	GP	G	A	PTS	PIM	+/-	PP	SH	GW
98-99	5	0	0	0	0	-1	0	0	0
99-00	23	1	1	2	2	-2	1	0	1
TOTAL	28	1	1	2	2	-3	1	0	1
NHL TOTAL	30	1	1	2	2	-1	1	0	1

## GREG THEBERGE

D

#2, 8, 20

Capitals' 5th choice (109th overall) in the 1979 Entry Draft. Released from contract, June 1, 1984.

YEAR	GP	G	A	PTS	PIM	+/-	PP	SH	GW
79-80	12	0	1	1	0	-3	0	0	0
80-81	1	1	0	1	0	-2	0	0	0
81-82	57	5	32	37	49	-8	2	0	0
82-83	70	8	28	36	20	-3	7	0	1
83-84	13	1	2	3	4	-4	1	0	0
TOTAL	153	15	63	78	73	-20	10	0	1
NHL TOTAL	153	15	63	78	73	-20	10	0	1

## JIM THOMSON

F

#37, 29

Capitals' 8th choice (185th overall) in the 1984 Entry Draft. Traded to Hartford for Scot Kleinendorst, March 6, 1989.

YEAR	GP	G	A	PTS	PIM	+/-	PP	SH	GW
86-87	10	0	0	0	35	-2	0	0	0
88-89	14	2	0	2	53	-3	0	0	0
TOTAL	24	2	0	2	88	-5	0	0	0
NHL TOTAL	115	4	3	7	416	-24	0	0	1

## ESA TIKKANEN

F

#11

Acquired from Florida in exchange for Dwayne Hay and future considerations, March 9, 1998. Became a free agent, July 1, 1998.

YEAR	GP	G	A	PTS	PIM	+/-	PP	SH	GW
97-98	20	2	10	12	2	-4	1	0	2
NHL TOTAL	877	244	386	630	1077	81	59	29	41

# All-Time Player Register

## MARK TINORDI

D

#24

Acquired from Dallas with Rick Mrozik in exchange for Kevin Hatcher, Jan. 18, 1995. Selected by the Atlanta Thrashers in the 1999 Expansion Draft.

YEAR	GP	G	A	PTS	PIM	+/-	PP	SH	GW
94-95	42	3	9	12	71	-5	2	0	1
95-96	71	3	10	13	113	26	2	0	0
96-97	56	2	6	8	118	3	0	0	0
97-98	47	8	9	17	39	9	0	1	0
98-99	48	0	6	6	108	-6	0	0	0
TOTAL	264	16	40	56	449	33	4	1	1
NHL TOTAL	663	52	148	200	1514	6	18	1	5

## DAVE TIPPETT

F

#14

Acquired from Hartford for future considerations and Capitals' 6th choice in 1992 Entry Draft (Jarrett Reid). Became a free agent, June 1, 1992.

YEAR	GP	G	A	PTS	PIM	+/-	PP	SH	GW
90-91	61	6	9	15	24	-13	0	0	2
91-92	30	2	10	12	16	2	0	0	0
TOTAL	91	8	19	27	40	-11	0	0	2
NHL TOTAL	721	93	169	262	317	-52	2	14	13

## RICK TOCCHET

F

#92

Acquired from Boston with Adam Oates and Bill Ranford for Jim Carey, Anson Carter, Jason Allison and a Washington's 3rd choice in the 1997 Entry Draft (Lee Goren), March 1, 1997. Became a free agent, July 1, 1997.

YEAR	GP	G	A	PTS	PIM	+/-	PP	SH	GW
96-97	13	5	5	10	31	E	1	0	1
NHL TOTAL	1144	440	512	952	2972	82	130	13	50

## JEFF TOMS

F

#21

Claimed off waivers from Tampa Bay, Nov. 19, 1997. Became a free agent, July 1, 2000.

YEAR	GP	G	A	PTS	PIM	+/-	PP	SH	GW
97-98	33	3	4	7	8	-11	0	0	1
98-99	21	1	5	6	2	E	0	0	0
99-00	20	1	2	3	4	-1	0	0	1
TOTAL	74	5	11	16	14	-12	0	0	2
NHL TOTAL	236	22	33	55	59	-33	2	0	4

## TIM TOOKEY

F

#18, 8

Capitals' 4th choice (88th overall) in the 1979 Entry Draft. Traded to Quebec for Lee Norwood, Feb. 1, 1982.

YEAR	GP	G	A	PTS	PIM	+/-	PP	SH	GW
80-81	29	10	13	23	18	-6	6	0	1
81-82	28	8	8	16	35	-9	5	0	0
TOTAL	57	18	21	39	53	-15	11	0	1
NHL TOTAL	106	22	36	58	71	-20	11	0	1

## BRENT TREMBLAY

D

#11, 22

Capitals' 8th choice (127th overall) in 1977 Amateur Draft. Contract bought out, Sept. 15, 1980.

YEAR	GP	G	A	PTS	PIM	+/-	PP	SH	GW
78-79	1	0	0	0	0	E	0	0	0
79-80	9	1	0	1	6	1	0	0	0
TOTAL	10	1	0	1	6	1	0	0	0
NHL TOTAL	10	1	0	1	6	1	0	0	0

## JOHN TUCKER

F

#12

Acquired from Buffalo for future considerations, Jan. 4, 1990. Traded to Buffalo for cash, July 3, 1990.

YEAR	GP	G	A	PTS	PIM	+/-	PP	SH	GW
89-90	38	9	19	28	10	11	1	0	1
NHL TOTAL	656	177	259	436	285	-10	49	2	18

## ALFIE TURCOTTE

F

#39, 37, 36

Acquired from Boston for Mike Millar, Oct. 2, 1989. Signed to play in Austria, May 1991.

YEAR	GP	G	A	PTS	PIM	+/-	PP	SH	GW
89-90	4	0	2	2	0	E	0	0	0
90-91	6	1	1	2	0	-1	0	0	1
TOTAL	10	1	3	4	0	-1	0	0	1
NHL TOTAL	112	17	29	46	49	-21	8	0	2

## BRIAN TUTT

D

#37

Signed as a free agent, July 1989. Signed to play in Norway, July 1990.

YEAR	GP	G	A	PTS	PIM	+/-	PP	SH	GW
89-90	7	1	0	1	2	-4	0	0	0
NHL TOTAL	7	1	0	1	2	-4	0	0	0

## ROMAN TVRDON

F

#64

Capitals' 6th choice (132nd overall) in the 1999 Entry Draft. Became a free agent, July 1, 2004.

YEAR	GP	G	A	PTS	PIM	+/-	PP	SH	GW
03-04	9	0	1	1	2	-3	0	0	0
NHL TOTAL	9	0	1	1	2	-3	0	0	0

## IGOR ULANOV

D

#44

Acquired from Winnipeg with Mike Eagles for the Capitals' 3rd (later traded to Dallas-Sergei Gusev) and 5th (Brian Elder) choices in the 1995 Entry Draft, April 7, 1995.

YEAR	GP	G	A	PTS	PIM	+/-	PP	SH	GW
94-95	3	0	1	1	2	3	0	0	0
NHL TOTAL	739	27	135	162	1151	13	4	0	4

## STEFAN USTORF

F

#16

Capitals' 3rd choice (53rd overall) in 1992 Entry Draft. Became a free agent, July 1, 2001.

YEAR	GP	G	A	PTS	PIM	+/-	PP	SH	GW
95-96	48	7	10	17	14	8	0	0	1
96-97	6	0	0	0	2	-3	0	0	0
TOTAL	54	7	10	17	16	5	0	0	1
NHL TOTAL	54	7	10	17	16	5	0	0	1

## CHRIS VALENTINE

F

#28

Capitals' 10th choice (194th overall) in the 1981 Entry Draft. Released from contract, June 1, 1984.

YEAR	GP	G	A	PTS	PIM	+/-	PP	SH	GW
81-82	60	30	37	67	92	-15	18	0	5
82-83	23	7	10	17	14	-2	1	0	1
83-84	22	6	5	11	21	-8	2	0	1
TOTAL	105	43	52	95	127	-25	21	0	7
NHL TOTAL	105	43	52	95	127	-25	21	0	7

## DARREN VEITCH

D

#6

Capitals' 1st choice (5th overall) in the 1980 Entry Draft. Traded to Detroit for John Barrett and Greg Smith, March 10, 1986.

YEAR	GP	G	A	PTS	PIM	+/-	PP	SH	GW
80-81	59	4	21	25	46	-12	1	0	1
81-82	67	9	44	53	54	-17	5	0	1
82-83	10	0	8	8	0	-1	0	0	0
83-84	46	6	18	24	17	E	4	0	0
84-85	75	3	18	21	37	31	2	0	0
85-86	62	3	9	12	27	21	0	0	0
TOTAL	319	25	118	143	181	22	12	0	2
NHL TOTAL	511	48	209	257	296	17	24	1	5

## DARCY VEROT

F

#76

Signed as a free agent, Aug. 21, 2003. Became a free agent, July 1, 2004.

YEAR	GP	G	A	PTS	PIM	+/-	PP	SH	GW
03-04	37	0	2	2	135	-6	0	0	0
NHL TOTAL	37	0	2	2	135	-6	0	0	0

## DENNIS VERVERGAERT

F

#23

Signed as a free agent from Philadelphia, Sept. 12, 1980. Sent to Fredericton (AHL), Oct. 6, 1981.

YEAR	GP	G	A	PTS	PIM	+/-	PP	SH	GW
80-81	79	14	27	41	40	-5	2	0	2
NHL TOTAL	583	176	216	392	247	-71	42	1	22

## ALEXANDER VOLCHKOV

F

#39

Capitals' 1st choice (4th overall) in the 1996 Entry Draft. Traded to Edmonton for future considerations, Feb. 4, 2000.

YEAR	GP	G	A	PTS	PIM	+/-	PP	SH	GW
99-00	3	0	0	0	0	-2	0	0	0
NHL TOTAL	3	0	0	0	0	-2	0	0	0

## HOWARD WALKER

D

#3, 24

Signed as a free agent from North Dakota (WCHA), June 5, 1980. Traded to Calgary with George White and future considerations for Ken Houston and Pat Riggan, June 7, 1982.

YEAR	GP	G	A	PTS	PIM	+/-	PP	SH	GW
80-81	64	2	11	13	100	9	2	0	0
81-82	16	0	2	2	26	-9	0	0	0
TOTAL	80	2	13	15	126	E	2	0	0
NHL TOTAL	83	2	13	15	133	E	2	0	0

## SCOTT WALKER

F

#24

Acquired from Carolina for a seventh-round choice in the 2010 Entry Draft, March 3, 2010.

YEAR	GP	G	A	PTS	PIM	+/-	PP	SH	GW
09-10	9	2	1	3	9	1	0	0	1
NHL TOTAL	829	151	246	397	1162	-56	39	12	24

## RYAN WALTER

F

#9

Capitals' 1st choice (2nd overall) in 1978 Amateur Draft. Traded to Montreal with Rick Green for Brian Engblom, Doug Jarvis, Rod Langway and Craig Laughlin, Sept. 9, 1982.

YEAR	GP	G	A	PTS	PIM	+/-	PP	SH	GW
78-79	69	28	28	56	70	-1	6	0	1
79-80	80	24	42	66	106	-1			

# All-Time Player Register

## JOEL WARD

F

#42

Signed as a free agent, July 1, 2011.

YEAR	GP	G	A	PTS	PIM	+/-	PP	SH	GW
11-12	73	6	12	18	20	12	0	0	0
NHL TOTAL	314	46	71	117	109	7	11	3	7

## BRYAN WATSON

D

#19

Acquired from Detroit for Greg Joly, Nov. 30, 1976. Released Feb. 15, 1979.

YEAR	GP	G	A	PTS	PIM	+/-	PP	SH	GW
76-77	56	1	14	15	91	-5	0	0	0
77-78	79	3	11	14	167	-12	0	1	0
78-79	20	0	1	1	36	-7	0	0	0
TOTAL	155	4	26	30	294	-24	0	1	0
NHL TOTAL	878	17	135	152	2212	-97	1	3	2

## TONY WHITE

F

#26, 20

Capitals' 10th choice (161st overall) in 1974 Amateur Draft. Became a free agent, June 1, 1978.

YEAR	GP	G	A	PTS	PIM	+/-	PP	SH	GW
74-75	5	0	2	2	0	E	0	0	0
75-76	80	25	17	42	56	-43	7	0	2
76-77	72	12	9	21	44	-15	2	1	3
77-78	1	0	0	0	0	-4	0	0	0
TOTAL	158	37	28	65	100	-62	9	1	5
NHL TOTAL	164	37	28	65	104	-64	9	1	5

## TRENT WHITFIELD

F

#23

Signed as a free agent, Sept. 1, 1998. Claimed off waivers by the NY Rangers, Jan. 16, 2002. Claimed off waivers from the NY Rangers, Feb. 1, 2002. Became a free agent, July 1, 2004.

YEAR	GP	G	A	PTS	PIM	+/-	PP	SH	GW	
99-00	Played 3 playoff games (0-0-0)									
00-01	61	2	4	6	35	3	0	0	0	
01-02	24	0	1	1	28	-3	0	0	0	
02-03	14	1	1	2	6	1	0	0	1	
03-04	44	6	5	11	14	-2	0	1	2	
TOTAL	143	9	11	20	83	-1	0	1	3	
NHL TOTAL	193	11	18	29	104	-3	1	1	3	

## DOUG WICKENHEISER

F

#18

Signed as a free agent, Feb. 28, 1989. Released following 1989-90 season.

YEAR	GP	G	A	PTS	PIM	+/-	PP	SH	GW
88-89	16	2	5	7	4	E	1	0	0
89-90	27	1	8	9	20	1	0	0	0
TOTAL	43	3	13	16	24	1	1	0	0
NHL TOTAL	556	111	165	276	286	41	17	6	16

## DENNIS WIDEMAN

D

#6

Acquired from Florida for Jake Hauswirth and a 2011 3rd-round pick, Feb. 28, 2011. Traded to Calgary for Jordan Henry and Calgary's 5th choice in the 2013 NHL Draft, June 27, 2012.

YEAR	GP	G	A	PTS	PIM	+/-	PP	SH	GW
10-11	14	1	6	7	6	7	1	0	0
11-12	82	11	35	46	-8	46	4	0	3
NHL TOTAL	535	67	184	251	-39	377	39	2	11

## TOMMY WILLIAMS

F

#14

Signed from New England (WHA) prior to 1974-75 season. Retired, Dec. 24, 1975.

YEAR	GP	G	A	PTS	PIM	+/-	PP	SH	GW
74-75	73	22	36	58	12	-48	7	2	1
75-76	34	8	13	21	6	-33	2	0	0
TOTAL	107	30	49	79	18	-81	9	2	1
NHL TOTAL	663	161	269	430	177	-104	24	2	16

## BRIAN WILLISIE

F

#24

Claimed from Colorado in waiver draft, Oct. 3, 2003. Became a free agent July 1, 2006. Signed as a free agent July 13, 2010. Became a free agent, July 1, 2011.

YEAR	GP	G	A	PTS	PIM	+/-	PP	SH	GW
03-04	49	10	5	15	18	-7	1	1	1
05-06	82	19	22	41	77	-19	8	1	2
10-11	1	0	1	1	0	E	0	0	0
TOTAL	132	29	28	57	95	-26	9	2	3
NHL TOTAL	381	52	57	109	217	-57	13	2	5

## BRENDAN WITT

D

#19

Capitals' 1st choice (11th overall) in the 1993 Entry Draft. Traded to Nashville for Kris Beech and Nashville's 1st choice in the 2006 Entry Draft (Semyon Varlamov), March 9, 2006.

YEAR	GP	G	A	PTS	PIM	+/-	PP	SH	GW
95-96	48	2	3	5	85	-4	0	0	1
96-97	44	3	2	5	88	-20	0	0	0
97-98	64	1	7	8	112	-11	0	0	0
98-99	54	2	5	7	87	-6	0	0	0
99-00	77	1	7	8	114	5	0	0	0
00-01	72	3	3	6	101	2	0	0	0
01-02	68	3	7	10	78	-1	0	0	0
02-03	69	2	9	11	106	12	0	0	0
03-04	72	2	10	12	123	-22	0	0	0
05-06	58	1	10	11	141	-5	0	0	0
TOTAL	626	20	63	83	1035	-50	0	0	1
NHL TOTAL	890	25	96	121	1424	-91	0	0	2

## JASON WOOLLEY

D

#29, 25

Washington's 4th choice (61st overall) in the 1989 Entry Draft. Signed as a free agent by Florida, Feb. 16, 1995.

YEAR	GP	G	A	PTS	PIM	+/-	PP	SH	GW
91-92	1	0	0	0	0	1	0	0	0
92-93	26	0	2	2	10	3	0	0	0
93-94	10	1	2	3	4	2	0	0	0
TOTAL	37	1	4	5	14	6	0	0	0
NHL TOTAL	718	68	246	314	430	65	26	0	15

## TERRY YAKE

F

#25

Claimed off waivers, Jan. 18, 2000. Became a free agent, July 1, 2001.

YEAR	GP	G	A	PTS	PIM	+/-	PP	SH	GW
99-00	35	6	5	11	12	2	1	0	1
00-01	12	0	3	3	8	E	0	0	0
TOTAL	47	6	8	14	20	2	1	0	1
NHL TOTAL	403	77	120	197	220	-3	19	2	18

## NOLAN YONKMAN

D

#40

Capitals' 5th choice (37th overall) in the 1999 Entry Draft. Became a free agent, July 1, 2006.

YEAR	GP	G	A	PTS	PIM	+/-	PP	SH	GW
01-02	11	1	0	1	4	3	0	0	0
03-04	1	0	0	0	0	E	0	0	0
05-06	38	0	7	7	86	1	0	0	0
TOTAL	50	1	7	8	90	4	0	0	0
NHL TOTAL	66	1	8	9	129	9	0	0	0

## RICHARD ZEDNIK

F

#44, 20

Washington's 10th choice (249th overall) in the 1994 Entry Draft. Traded to Montreal with Jan Bulis and the Capitals' 1st choice in the 2001 Entry Draft (Alexander Perezogin) for Trevor Linden, Dainius Zubrus and Washington's 2nd choice in the 2001 Entry Draft (traded to Tampa Bay-Andreas Holmqvist), March 13, 2001. Acquired from Montreal for Washington's 3rd choice in the 2007 Entry Draft (Olivier Fortier), July 12, 2006. Traded to NY Islanders for the Islanders' 2nd choice in the 2007 Entry Draft (Theo Ruth), Feb. 26, 2007.

YEAR	GP	G	A	PTS	PIM	+/-	PP	SH	GW
95-96	1	0	0	0	0	E	0	0	0
96-97	11	2	1	3	4	-5	1	0	0
97-98	65	17	9	26	28	-2	2	0	2
98-99	49	9	8	17	50	-6	1	0	2
99-00	69	19	16	35	54	6	1	0	2
00-01	62	16	19	35	61	-2	4	0	3
06-07	32	6	12	18	16	-4	1	0	1
TOTAL	289	69	65	134	213	-13	10	0	12
NHL TOTAL	745	200	179	379	563	-16	46	0	37

## ROB ZETTLER

D

#24

Signed as a free agent, Sept. 7, 1999. Became a free agent, July 1, 2002. Retired, August 2002.

YEAR	GP	G	A	PTS	PIM	+/-	PP	SH	GW
99-00	12	0	2	2	19	-1	0	0	0
00-01	29	0	4	4	55	0	0	0	0
01-02	49	1	4	5	56	3	0	0	0
TOTAL	90	1	10	11	130	2	0	0	0
NHL TOTAL	569	5	65	70	920	-121	0	0	0

## PETER ZESEL

F

#25

Acquired from St. Louis with Mike Lalor for Geoff Courttnall, July 13, 1990. Traded to Toronto with Bob Rouse for Al Iafate, Jan. 16, 1991.

YEAR	GP	G	A	PTS	PIM	+/-	PP	SH	GW
90-91	20	7	5	12	10	-13	6	0	0
NHL TOTAL	873	219	389	608	435	39	65	3	37





# All-Time Player Register

## DWAYNE ZINGER

D

#49

Signed as a free agent, July 9, 2002. Traded to Phoenix for Doug Doull, Feb. 3, 2006.

YEAR	GP	G	A	PTS	PIM	+/-	PP	SH	GW
03-04	7	0	1	1	9	2	0	0	0
NHL TOTAL	7	0	1	1	9	2	0	0	0

## DAINIUS ZUBRUS

F

#9

Acquired from Montreal with Trevor Linden and New Jersey's 2nd choice in the 2001 Entry Draft (later traded to Tampa Bay-Andreas Holmqvist) for Richard Zednik, Jan Bulis and the Capitals' 1st choice in the 2001 Entry Draft (Alexander Perezhogin), March 13, 2001. Traded to Buffalo with Timo Helbling for Jiri Novotny and Buffalo's 1st choice in the 2007 Entry Draft (later traded to San Jose-Nick Petrecki).

YEAR	GP	G	A	PTS	PIM	+/-	PP	SH	GW
00-01	12	1	1	2	7	-4	1	0	0
01-02	71	17	26	43	38	5	5	0	3
02-03	63	13	22	35	43	15	2	0	0
03-04	54	12	15	27	38	-16	6	1	2
05-06	71	23	34	57	84	3	13	0	5
06-07	60	20	32	52	50	-16	9	0	4
TOTAL	331	86	130	216	260	-13	36	1	14
NHL TOTAL	1065	206	333	539	671	8	55	5	36

# All-Time Goaltender Register

## JOHN ADAMS

#30, 32

Purchased from San Diego (CHL), July 10, 1974. Became free agent, June 1, 1975.

YEAR	GP	MIN	GA	SO	GAA	W-L-T
74-75	8	400	46	0	6.90	0-7-0
NHL TOTAL	22	1180	85	1	4.32	9-10-1

## DON BEAUPRE

#35, 33

Acquired from Minnesota for the draft rights to Claudio Scremin, Nov. 1, 1988. Traded to Ottawa for the Senators' 5th choice in the 1995 Entry Draft (Benoit Gratton), Jan. 18, 1995.

YEAR	GP	MIN	GA	SO	GAA	W-L-T
88-89	11	578	28	1	2.91	5-4-0
89-90	48	2793	150	2	3.22	23-18-5
90-91	45	2572	113	5	2.64	20-18-3
91-92	54	3108	166	1	3.20	29-17-6
92-93	58	3282	181	1	3.31	27-23-5
93-94	53	2853	135	2	2.84	24-16-8
TOTAL	269	15186	773	12	3.05	128-96-27
NHL TOTAL	667	37396	2151	17	3.45	268-277-75

## JIM BEDARD

#1, 31

Capitals' 6th choice (91st overall) in 1976 Amateur Draft. Became free agent, Nov. 19, 1979.

YEAR	GP	MIN	GA	SO	GAA	W-L-T
77-78	43	2492	152	1	3.66	11-23-7
78-79	30	1740	126	0	4.35	6-17-6
TOTAL	73	4232	278	1	3.94	17-40-13
NHL TOTAL	73	4232	278	1	3.94	17-40-13

## MICHEL BELHUMEUR

#31, 30, 35

Acquired in 1974 Expansion Draft (2nd pick) from Philadelphia. Became free agent, June 1976.

YEAR	GP	MIN	GA	SO	GAA	W-L-T
74-75	35	1813	162	0	5.36	0-24-3
75-76	7	377	32	0	5.09	0-5-1
TOTAL	42	2190	194	0	5.32	0-29-4
NHL TOTAL	65	3306	254	0	4.61	9-36-7

## CRAIG BILLINGTON

#1

Acquired from Colorado for future considerations July 16, 1999. Released Dec. 19, 2002.

YEAR	GP	MIN	GA	SO	GAA	W-L-T
99-00	13	611	28	2	2.75	3-6-1
00-01	12	660	27	0	2.45	3-5-2
01-02	17	710	36	0	3.04	4-5-3
02-03	5	217	17	0	4.70	1-3-1
TOTAL	47	2198	108	2	2.95	11-19-7
NHL TOTAL	332	17097	1034	9	3.63	110-149-31

## ROLLIE BOUTIN

#35, 1

Capitals' 7th choice (111th overall) in the 1977 Amateur Draft. Traded to Minnesota with Wes Jarvis for Robbie Moore and future considerations, Aug. 4, 1982.

YEAR	GP	MIN	GA	SO	GAA	W-L-T
78-79	2	90	10	0	6.67	0-1-0
79-80	18	927	54	0	3.50	7-7-1
80-81	2	120	11	0	5.50	0-2-0
TOTAL	22	1137	75	0	3.96	7-10-1
NHL TOTAL	22	1137	75	0	3.96	7-10-1

## MARTIN BROCHU

#1

Acquired from Montreal for future considerations, March 15, 1996. Became free agent, July 1, 1999.

YEAR	GP	MIN	GA	SO	GAA	W-L-T
98-99	2	120	6	0	3.00	0-2-0
NHL TOTAL	9	369	22	0	3.58	0-5-0

## JIM CAREY

#30

Capitals' 2nd choice (32nd overall) in 1992 Entry Draft. Traded to Boston with Jason Allison, Anson Carter and the Capitals' 3rd choice in the 1997 Entry Draft (Lee Goren) for Adam Oates, Bill Ranford and Rick Tocchet, March 1, 1997.

YEAR	GP	MIN	GA	SO	GAA	W-L-T
94-95	28	1604	57	4	2.13	18-6-3
95-96	71	4069	153	9	2.26	35-24-9
96-97	40	2293	105	1	2.75	17-18-3
TOTAL	139	7966	315	14	2.37	70-48-15
NHL TOTAL	172	9668	416	16	2.58	79-65-16

## FREDERIC CASSIVI

#30, 35

Signed as a free agent, Aug. 11, 2005. Became a free agent, July 1, 2008.

YEAR	GP	MIN	GA	SO	GAA	W-L-T
05-06	1	59	4	0	4.07	0-1-0
06-07	4	139	6	0	2.59	0-1-1
TOTAL	5	198	10	0	3.04	0-2-1
NHL TOTAL	13	628	38	0	3.63	3-6-1

## SEBASTIEN CHARPENTIER

#35

Capitals' 4th choice in the 1995 Entry Draft. Became a free agent, July 1, 2004.

YEAR	GP	MIN	GA	SO	GAA	W-L-T
01-02	2	122	5	0	2.46	1-1-0
02-03	17	859	40	0	2.79	5-7-1
03-04	7	369	21	0	3.41	0-6-0
TOTAL	26	1350	66	0	2.93	6-14-1
NHL TOTAL	26	1350	66	0	2.93	6-14-1

## ROGER CROZIER

#31

Signed as a free agent, Jan. 1, 1977. Retired, April 1977.

YEAR	GP	MIN	GA	SO	GAA	W-L-T
76-77	3	103	2	0*	1.17	1-0-0
NHL TOTAL	518	28567	1446	30	3.04	206-197-70

\*Shared shutout with Ron Low

## BYRON DAFOE

#35

Capitals' 2nd choice (35th overall) in 1989 Entry Draft. Traded to Los Angeles with Dmitri Khristich for the Kings' 1st choice (Alexander Volchkov) and the Stars' 4th choice (Justin Davis) in the 1996 Entry Draft, July 8, 1995.

YEAR	GP	MIN	GA	SO	GAA	W-L-T
92-93	1	1	0	0	0.00	0-0-0
93-94	5	230	13	0	3.39	2-2-0
94-95	4	187	11	0	3.53	1-1-1
TOTAL	10	418	24	0	3.44	3-3-1
NHL TOTAL	415	23478	1051	26	2.69	171-170-56

## COREY HIRSCH

#34

Signed as a free agent, Oct. 27, 2000. Became a free agent, July 2002.

YEAR	GP	MIN	GA	SO	GAA	W-L-T
00-01	1	20	0	0	0.00	1-0-0
NHL TOTAL	108	5775	301	4	3.13	34-45-14

## BRADEN HOLTBY

#70

Capitals' 4th choice (93rd overall) in the 2008 NHL Entry Draft.

YEAR	GP	MIN	GA	SO	GAA	W-L-T
10-11	14	736	22	2	1.79	10-2-2
11-12	7	361	15	1	2.49	4-2-1
NHL TOTAL	21	1,097	37	3	2.02	14-4-3

## JIM HRIVNAK

#35, 39

Capitals' 4th choice (61st overall pick) in the 1986 Entry Draft. Traded to Winnipeg for Rick Tabaracci, March 22, 1993.

YEAR	GP	MIN	GA	SO	GAA	W-L-T
89-90	11	609	36	0	3.55	5-5-0
90-91	9	432	26	0	3.61	4-2-1
91-92	12	605	35	0	3.47	6-3-0
92-93	27	1421	83	0	3.50	13-9-2
TOTAL	59	3067	180	0	3.52	28-19-3
NHL TOTAL	85	4217	262	0	3.73	34-30-3

## CRISTOBAL HUET

#38

Acquired from Montreal for Anaheim's 2nd choice in the 2009 Entry Draft. Became a free agent, July 1, 2008.

YEAR	GP	MIN	GA	SO	GAA	W-L-T
07-08	13	771	21	2	1.63	11-2-0
NHL TOTAL	272	15260	625	24	2.46	129-90-36

## GARY INNESS

#31

Signed as a free agent, Dec. 19, 1978. Retired following 1980-81 season.

YEAR	GP	MIN	GA	SO	GAA	W-L-T
78-79	37	2107	130	0	3.70	14-14-8
79-80	14	727	44	0	3.63	2-9-2
80-81	3	180	9	0	3.00	0-1-2
TOTAL	54	3014	183	0	3.64	16-24-12
NHL TOTAL	162	8710	494	2	3.40	58-61-27

# All-Time Goaltender Register

## AL JENSEN

#35

Acquired from Detroit for Mark Lofthouse, July 23, 1981. Traded to Los Angeles for Garry Galley, Feb. 14, 1987.

YEAR	GP	MIN	GA	SO	GAA	W-L-T
81-82	26	1274	81	0	3.81	8-8-4
82-83	40	2358	135	1	3.44	22-12-6
83-84	43	2414	117	4	2.91	25-13-3
84-85	14	803	34	1	2.54	10-3-1
85-86	44	2437	129	2	3.18	28-9-3
86-87	6	328	27	0	4.94	1-3-1
TOTAL	173	9614	523	8	3.26	94-48-18
NHL TOTAL	179	9974	557	8	3.35	95-53-18

## BRENT JOHNSON

#1

Claimed off waivers from Vancouver, Oct. 4, 2005. Became a free agent, July 1, 2009.

YEAR	GP	MIN	GA	SO	GAA	W-L-OT
05-06	26	1413	81	1	3.44	9-12-1
06-07	30	1644	99	0	3.61	6-15-7
07-08	19	1032	46	0	2.67	7-8-2
08-09	21	1131	53	0	2.81	12-6-2
TOTAL	96	5220	279	1	3.21	34-41-12
NHL TOTAL	309	16,978	744	14	2.63	140-112-31

## OLIE KOLZIG

#37

Capitals' 1st choice (19th overall) in the 1989 Entry Draft. Became a free agent, July 1, 2008.

YEAR	GP	MIN	GA	SO	GAA	W-L-T
89-90	2	120	12	0	6.00	0-2-0
92-93	1	20	2	0	6.00	0-0-0
93-94	7	224	20	0	5.36	0-3-0
94-95	14	724	30	0	2.49	2-8-2
95-96	18	897	46	0	3.08	4-8-2
96-97	29	1645	71	2	2.59	8-15-4
97-98	64	3788	139	5	2.20	33-18-10
98-99	64	3586	154	4	2.58	26-31-3
99-00	73	4371	163	5	2.24	41-20-11
00-01	72	4279	177	5	2.48	37-26-8
01-02	71	4131	192	6	2.79	31-29-8
02-03	66	3894	156	4	2.40	33-25-6
03-04	63	3738	180	2	2.89	19-35-9
05-06	59	3506	206	0	3.53	20-28-11
06-07	54	3184	159	1	3.00	22-24-6
07-08	54	3153	153	1	2.91	25-21-6
TOTAL	711	41259	1860	35	2.70	301-293-86
NHL TOTAL	719	41671	1885	35	2.71	303-297-87

## MIKE LIUT

#1

Acquired from Hartford for Yvon Corriveau, March 6, 1990. Became a free agent, June 1, 1992.

YEAR	GP	MIN	GA	SO	GAA	W-L-T
89-90	8	478	17	1	2.13	4-4-0
90-91	35	1834	114	0	3.73	13-16-3
91-92	21	1123	70	1	3.74	10-7-2
TOTAL	64	3435	201	2	3.51	27-27-5
NHL TOTAL	664	38215	2221	25	3.49	294-271-74

## RON LOW

#1, 30

Acquired in the 1974 Expansion Draft (1st pick) from Toronto. Signed by Detroit as a free agent, Aug. 17, 1977. (Agreed compensation: Walt McKechnie, Detroit's 3rd choice in the 1978 Amateur Draft – John Johnston – and its 2nd choice in the 1979 Entry Draft – Errol Rausse; Washington sent its 3rd choice in the 1979 Entry Draft – Boris Fistric – to Detroit.)

YEAR	GP	MIN	GA	SO	GAA	W-L-T
74-75	48	2587	235	1	5.45	8-36-2
75-76	43	2289	208	0	5.45	6-31-2
76-77	54	2918	188	0*	3.87	16-27-5
TOTAL	145	7795	631	1	4.86	30-94-9
NHL TOTAL	382	20502	1463	4	4.28	102-203-38

\* Shared shutout with Roger Crozier

## CLINT MALARCHUK

#30

Acquired from Quebec with Dale Hunter for Gaetan Duchesne, Alan Haworth and Washington's 1st choice in the 1987 Entry Draft (Joe Sakic), June 13, 1987. Traded to Buffalo with Grant Ledyard and the Capitals' 6th choice in the 1991 Entry Draft (Brian Holzinger) for Calle Johansson and Buffalo's 2nd choice in the 1989 Entry Draft (Byron Dafoe), March 7, 1989.

YEAR	GP	MIN	GA	SO	GAA	W-L-T
87-88	54	2926	154	4	3.16	24-20-4
88-89	42	2428	141	1	3.48	16-18-7
TOTAL	96	5354	295	5	3.31	40-38-11
NHL TOTAL	338	19030	1100	12	3.47	141-130-45

## BOB MASON

#31

Signed as a free agent from the US Olympic Team, Feb. 21, 1984. Signed as a free agent by Chicago, June 12, 1988. Acquired from Quebec for future considerations, June 17, 1989. Became a free agent, June 1, 1990.

YEAR	GP	MIN	GA	SO	GAA	W-L-T
83-84	2	120	3	0	1.50	2-0-0
84-85	12	661	31	1	2.81	8-2-1
85-86	1	16	0	0	0.00	1-0-0
86-87	45	2536	137	0	3.24	20-18-5
89-90	16	822	48	0	3.50	4-9-1
TOTAL	76	4155	219	1	3.16	35-29-7
NHL TOTAL	145	7988	500	1	3.76	55-65-16

## ROBBIE MOORE

#39

Acquired from Minnesota with future considerations for Rollie Boutin and Wes Jarvis, Aug. 4, 1982. Became a free agent, June 1, 1983.

YEAR	GP	MIN	GA	SO	GAA	W-L-T
82-83	1	20	1	0	3.00	0-1-0
NHL TOTAL	6	257	8	2	1.87	3-1-4

## MICHAL NEUVIRTH

#30

Capitals' 3rd choice (34th overall) in 2006 Entry Draft.

YEAR	GP	MIN	GA	SO	GAA	W-L-OT
08-09	5	220	11	0	3.00	2-1-0
09-10	17	872	40	0	2.75	9-4-0
10-11	48	2689	110	4	2.45	27-12-4
11-12	38	2,020	95	3	2.82	13-13-5
NHL TOTAL	108	5,802	256	7	2.65	51-30-9

## MAXIME OUELLET

#33

Acquired from Philadelphia with the Flyers' 1st (later traded to Dallas-Martin Vagner), 2nd (Maxime Daigneault) and 3rd (Derek Krestanovich) choices in the 2002 Entry Draft for Adam Oates, March 19, 2002. Traded to Vancouver for the Canucks' 5th choice in the 2006 Entry Draft (later traded to NY Rangers-Tomas Zaborsky), Dec. 2, 2006.

YEAR	GP	MIN	GA	SO	GAA	W-L-T
03-04	6	365	19	1	3.12	2-3-1
NHL TOTAL	12	663	34	1	3.08	2-6-2

## MIKE PALMATEER

#29

Acquired from Toronto with Maple Leafs' 3rd choice in the 1980 Entry Draft (Torrie Robertson) for Robert Picard, Tim Coulis and Washington's 2nd choice in the 1980 Entry Draft (Bob McGill), June 11, 1980. Traded to Toronto for future considerations, Sept. 9, 1982.

YEAR	GP	MIN	GA	SO	GAA	W-L-T
80-81	49	2679	172	2	3.85	18-19-9
81-82	11	584	47	0	4.83	2-7-2
TOTAL	60	3263	219	2	4.03	20-26-11
NHL TOTAL	356	20131	1183	17	3.53	149-138-52

## DAVE PARRO

#30

Acquired from Quebec for Nelson Burton, June 15, 1979. Released from contract, June 1, 1984.

YEAR	GP	MIN	GA	SO	GAA	W-L-T
80-81	18	811	49	1	3.63	4-7-2
81-82	52	2942	206	1	4.20	16-26-7
82-83	6	261	19	0	4.37	1-3-1
83-84	1	1	0	0	0.00	0-0-0
TOTAL	77	4015	274	2	4.09	21-36-10
NHL TOTAL	77	4015	274	2	4.09	21-36-10

## PETE PEETERS

#1

Acquired from Boston for Pat Riggins, Nov. 14, 1985. Became a free agent, June 1989.

YEAR	GP	MIN	GA	SO	GAA	W-L-T
85-86	34	2021	113	1	3.35	19-11-3
86-87	37	2002	107	0	3.21	17-11-4
87-88	35	1896	88	2	2.78	14-12-5
88-89	33	1854	88	4	2.85	20-7-3
TOTAL	139	7773	396	7	3.06	70-41-15
NHL TOTAL	489	27699	1424	21	3.08	246-155-51

## BILL RANFORD

#30

Acquired from Boston with Adam Oates and Rick Tocchet for Jim Carey, Anson Carter, Jason Allison and Washington's 3rd choice in the 1997 Entry Draft (Lee Goren), March 1, 1997. Traded to Tampa Bay in exchange for Tampa's 3rd choice in the 1998 Entry Draft (Todd Hornung), June 17, 1998.

YEAR	GP	MIN	GA	SO	GAA	W-L-T
96-97	18	1009	46	0	2.74	8-7-2
97-98	22	1183	55	0	2.79	7-12-2
TOTAL	40	2192	101	0	2.76	15-19-4
NHL TOTAL	647	35936	2042	15	3.41	240-279-76

# All-Time Goaltender Register

## ALAIN RAYMOND

#31

Capitals' 8th choice (224th overall) in the 1983 Entry Draft. Became a free agent, June 1990.

YEAR	GP	MIN	GA	SO	GAA	W-L-T
87-88	1	40	2	0	3.00	0-1-0
NHL TOTAL	1	40	2	0	3.00	0-1-0

## PAT RIGGIN

#1

Acquired from Calgary with Ken Houston for Howard Walker, George White, Quebec's 6th choice in the 1982 Entry Draft (Mats Kihlstrom), the Capitals' 3rd choice in the 1983 Entry Draft (Perry Berezan) and the Capitals' 2nd choice in the 1984 Entry Draft (Paul Ranheim), June 9, 1982. Traded to Boston for Pete Peeters, Nov. 14, 1985.

YEAR	GP	MIN	GA	SO	GAA	W-L-T
82-83	38	2161	121	0	3.36	16-9-9
83-84	41	2299	102	4	2.66	21-14-2
84-85	57	3388	168	2	2.98	28-20-7
85-86	7	369	23	0	3.74	2-3-1
TOTAL	143	8217	414	6	3.02	67-46-19
NHL TOTAL	350	19872	1135	11	3.43	153-120-52

## MIKE ROSATI

#40

Signed as a free agent on July 15, 1998. Became a free agent, July 1, 1999.

YEAR	GP	MIN	GA	SO	GAA	W-L-T
98-99	1	28	0	0	0.00	1-0-0
NHL TOTAL	1	28	0	0	0.00	1-0-0

## GARY SMITH

#1

Signed as a free agent from Minnesota, Sept. 3, 1977. Sold to Minnesota, Feb. 19, 1978.

YEAR	GP	MIN	GA	SO	GAA	W-L-T
77-78	17	980	68	0	4.16	2-12-3
NHL TOTAL	532	29619	1675	26	3.39	173-261-74

## RASTISLAV STANA

#1

Capitals' 8th choice (193rd overall) in the 1998 Entry Draft.

YEAR	GP	MIN	GA	SO	GAA	W-L-T
03-04	6	211	11	0	3.13	1-2-0
NHL TOTAL	6	211	11	0	3.13	1-2-0

## WAYNE STEPHENSON

#35

Acquired from Philadelphia for Washington's 3rd choice in the 1981 Entry Draft (Barry Tabobondung), Aug. 16, 1979. Retired following the 1980-81 season for medical reasons.

YEAR	GP	MIN	GA	SO	GAA	W-L-T
79-80	56	3146	187	0	3.57	18-24-10
80-81	20	1010	66	1	3.92	4-7-5
TOTAL	76	4156	253	1	3.65	22-31-15
NHL TOTAL	328	18343	937	14	3.06	146-103-49

## RICK TABARACCI

#31

Acquired from Winnipeg for Jim Hrivnak, March 22, 1993. Traded to Calgary for the Flames' 5th choice in the 1995 Entry Draft (Joel Cort), April 7, 1995. Re-acquired from Calgary for future considerations, Aug. 7, 1998.

YEAR	GP	MIN	GA	SO	GAA	W-L-T
92-93	6	343	10	2	1.75	3-2-0
93-94	32	1770	91	2	3.08	13-14-2
94-95	8	394	16	0	2.44	1-3-2
98-99	23	1193	50	2	2.51	4-12-3
TOTAL	69	3700	157	6	2.55	21-31-7
NHL TOTAL	286	15255	760	15	2.99	93-125-30

## JOSE THEODORE

#60

Signed as a free agent, July 1, 2008. Became a free agent, July 1, 2010.

YEAR	GP	MIN	GA	SO	GAA	W-L-T
08-09	57	3287	157	2	2.87	32-17-5
09-10	47	2586	121	1	2.81	30-7-7
TOTAL	104	5873	278	3	2.84	62-24-12
NHL TOTAL	633	35,840	1,593	33	2.67	282-248-66

## SEMYON VARLAMOV

#40, 1

Capitals' 2nd choice (23rd overall) in 2006 Entry Draft. Traded to Colorado for a first round pick in the 2012 NHL Entry Draft (Filip Forsberg) and Boston's second round pick in the 2012 NHL Entry Draft (traded to Dallas, selected Mike Winther).

YEAR	GP	MIN	GA	SO	GAA	W-L-T
08-09	6	329	13	0	2.37	4-0-1
09-10	26	1527	65	2	2.55	15-4-6
10-11	27	1560	58	2	2.23	11-9-5
TOTAL	59	3416	136	4	2.39	30-13-12
NHL TOTAL	112	6,567	272	8	2.48	56-37-15

## TOMAS VOKOUN

#29

Signed as a free agent, July 2, 2011. Traded to Pittsburgh in exchange for Pittsburgh's 7th choice in the 2012 Entry Draft (Sergey Kostenko), June 4, 2012.

GA	SO	GAA	W-L-T	YEAR	GP	MIN
11-12	48	2,583	108	4	2.51	25-17-2
NHL TOTAL	680	38,665	1,646	48	2.55	287-284-78

## BERNIE WOLFE

#30

Signed as a free agent, Oct. 1, 1974. Retired, Oct. 9, 1979.

YEAR	GP	MIN	GA	SO	GAA	W-L-T
75-76	40	2134	148	0	4.16	5-23-7
76-77	37	1779	114	1	3.84	7-15-9
77-78	25	1328	94	0	4.25	4-14-4
78-79	18	863	68	0	4.73	4-9-1
TOTAL	120	6104	424	1	4.17	20-61-21
NHL TOTAL	120	6104	424	1	4.17	20-61-21

## MATT YEATS

#31

Signed as a free agent, March 19, 2004. Became a free agent, July 1, 2004.

YEAR	GP	MIN	GA	SO	GAA	W-L-T
03-04	5	258	13	0	3.02	1-3-0
NHL TOTAL	5	258	13	0	3.02	1-3-0





# All-Time Sweater Numbers

## 23

Mike Bloom	1974-75
Blair Stewart	1975-78
Doug Patey	1977-78
Gary Rissling	1978-79
Claude Noel	1979-80
Wes Jarvis	1979-80
Dennis Ververgaert	1980-81
Todd Bidner	1981-82
Jim McGeough	1981
Bobby Gould	1981-89
Rob Murray	1989-90
Paul MacDermid	1992-93
Kevin Kaminski	1993-97
Brian Bellows	1998-99
Miika Elomo	1999-00
Trent Whitfield	2000-01
Ivan Ciernik	2002
Trent Whitfield	2002-04
Ivan Majesky	2005-06
Milan Jurcina	2006-10
Scott Hannan	2010-11
Keith Aucoin	2011-12

## 24

Paul Nicholson	1974-76
Larry Fullan	1974-75
Brian Kinsella	1975-76
Larry Bolonchuk	1975-76
Ron Jones	1975-76
Brian Stapleton	1975-76
Alex Forsyth	1976-77
Tom Rowe	1976-77
Robert Picard	1977-80
Bob Kelly	1980-82
Howard Walker	1981-82
Tom Rowe	1981-82
Eric Calder	1982-83
Bryan Erickson	1983-85
Darryl Evans	1985-86
Jeff Greenlaw	1986-88
Jeff Greenlaw	1991-92
Mark Tinordi	1995-99
Rob Zettler	1999-02
Brian Willsie	2003-06
Kris Beech	2006-07
Matt Cooke	2007-08
Scott Walker	2009-10
Brian Willsie	2011

## 25

Jim Hryciuk	1974-75
Gord Lane	1975-76
Bob Siros	1975-80
Torrie Robertson	1980-81
Tony Cassolato	1980-81
Terry Murray	1981-82
Doug Jarvis	1982-85
Grant Martin	1985-87
Bob Crawford	1986-87
Lou Franceschetti	1987-89
Robin Bawa	1989
Peter Zezel	1990-91
John Kordic	1991
Shawn Chambers	1991-92
Jason Woolley	1992-94
Rob Pearson	1995
Brad Church	1997-98
Barrie Moore	1999-00
Terry Yake	2000-01
Mike Grier	2002-04
Andrew Cassels	2005-06
David Steckel	2006-07
Viktor Kozlov	2007-09
Jason Chimera	2009-12

## 26

Andre Peloffy	1974-75
Tony White	1974-75
Nelson Pyatt	1974-76
Bill Collins	1976-78
Bob Girard	1978-80
Steve Clippingdale	1979-80
Pierre Bouchard	1980-82
Jay Johnston	1981-82
Eric Calder	1981-82
Milan Novy	1982-83
Dave Shand	1983-85
Yvon Corriveau	1986-89
Steve Maltais	1990
Mike Lalor	1990-92
Keith Jones	1992-95
Denis Chasse	1996
Stewart Malignas	1996
Keith Jones	1996
Ryan Mulhern	1997
Matt Herr	1998-01
Shaone Morrisonn	2004-10
Matt Hendricks	2010-12

## 27

Bruce Cowick	1974-75
Harvey Bennett	1975-77
Paul Nicholson	1976-77
Mark Lofthouse	1977-78
Nelson Burton	1977-78
Rick Bragnolo	1977-78
Paul Mulvey	1978-81
Orest Kindrachuk	1981-82
Harvie Pocza	1981-82
Dave Christian	1983-89
Bob Joyce	1989-91
Mark Hunter	1992
Craig Berube	1993-99
Terry Yake	2000
Craig Berube	2000-01
Chris Ferraro	2001
Ivan Ciernik	2002-03
Craig Johnson	2004
Ben Clymer	2005-07
Karl Alzner	2008-12

## 28

Gord Lane	1976-79
Glen Currie	1979-82
Chris Valentine	1981-84
Dean Evason	1984-85
Mark Taylor	1985-86
Gary Sampson	1986-87
Paul Cavallini	1987
Grant Ledyard	1988
Chris Felix	1988-90
Brad Schlegel	1992
John Slaney	1993-95
Eric Charron	1996
Jan Benda	1997
Jeff Brown	1998
James Black	1998-00
Matt Pettinger	2000-01
Jason Marshall	2001
Peter Ferraro	2001
Alexander Semin	2003-04
Kris Beech	2005-06
Alexander Semin	2006-12

## 29

Peter Scamurra	1976-77
Doug Gibson	1977-78
Pierre Bouchard	1978-80
Mike Palmateer	1980-82
Ted Bulley	1982-83
Dean Evason	1983-85
Kevin Hatcher	1984-85
Steve Leach	1986
Ed Kastelic	1985-88
Jim Thomson	1988-89
Scot Kleinedorst	1989-90
Mark Ferner	1990
Dimitri Khristich	1990-91
Jason Woolley	1992
Bob Babcock	1992
Joe Reekie	1994-02
Joel Kwiatkowski	2003-04
Jamie Hunt	2006-07
Tomas Vokoun	2011-12

## 30

John Adams	1974-75
Ron Low	1974-75
Micheal Belhumeur	1975-76
Bernie Wolfe	1975-79
Dave Parro	1980-84
Paul Gardner	1984-85
Yves Beaudoin	1985-86
Paul Cavallini	1987
Clint Malarchuk	1987-89
Jim Carey	1989-91
Bill Ranford	1997-98
Corey Hirsch	2001
Frederic Cassivi	2005-06
Michal Neuvirth	2008-12

## 31

Michel Belhumeur	1974-75
Roger Crozier	1976-77
Jim Bedard	1977-78
Gary Inness	1978-81
Archie Henderson	1980-81
Bob Mason	1983-87
Alain Raymond	1987
Bob Mason	1989-90
Olie Kolzig	1993
Rick Tabaracci	1993-95
Rick Tabaracci	1998-99
Corey Hirsch	2001
Matt Yeats	2003-04

## 32

John Adams	1974-75
Torrie Robertson	1981-83
Lou Franceschetti	1983-87
*Dale Hunter	1987-99
*No. retired March 11, 2000	

## 33

John Blum	1986-87
Grant Jennings	1988
Don Beaupre	1989-94
Anson Carter	1996-97
Steve Poapst	1998-99
Jim McKenzie	2000
Benoit Hogue	2002
Maxime Ouellet	2003-05
Alexandre Giroux	2008-10

## 34

Jim McGeough	1981-82
Mikko Leinonen	1984-85
Jim McGeough	1984-85
Bill Houlder	1987-88
Mike Richard	1990
Al Iafate	1991-94
Martin Gendron	1995-96
Jaroslav Svejksky	1996-00
Jakub Cutta	2000-02
Jean-Luc Grand-Pierre	2004
Mathieu Biron	2005-06
Boyd Kane	2009-10

## 35

Michel Belhumeur	1975-76
Rollie Boutin	1978-79
Wayne Stephenson	1979-81
Al Jensen	1981-87
Don Beaupre	1988-89
Olaf Kolzig	1989
Jim Hrivnak	1989-90
Byron Dafeo	1992-95
S. Charpentier	2002-04
Frederic Cassivi	2006-07

## 36

Jim Mathieson	1990
Kent Paynter	1990
Alfie Turcotte	1990-91
Mark Ferner	1991
Shawn Anderson	1992-94
Mike Eagles	1995-00
Colin Forbes	2002-03
J-F Fortin	2002-03
Jakub Cutta	2004
Colin Forbes	2005-06
Tomas Kundratek	2011-12

## 37

Jim Thomson	1986-87
Brian Tutt	1989
John Purves	1990
Ken Lovsin	1990
Alfie Turcotte	1991
Kent Paynter	1991
Olie Kolzig	1993-08

## 38

Yves Beaudoin	1986-87
Dennis Smith	1989-90
Alain Cote	1990
Bob Babcock	1990
Reggie Savage	1991
Brian Curran	1993-94
Nolan Baumgartner	1995-96
Nolan Baumgartner	1998-00
Jan Bulis	2000-01
Todd Rohloff	2001-04
Jakub Klepis	2005-07
Cristobal Huet	2008
Graham Mink	2008

## 39

Robbie Moore	1982-83
Kent Carlson	1988
Alain Cote	1990
Alfie Turcotte	1990
Tyler Larter	1990
Jim Hrivnak	1990-93
Enrico Ciccone	1993
Enrico Ciccone	1998-99
Alexander Volchkov	1999-00
Patrick Boileau	2001-02
Josef Boumedienne	2003
Graham Mink	2004-06
Alexandre Giroux	2006-07
David Steckel	2007-11

## 40

Tony Cassolato	1981-82
Mark Ferner	1990
Steve Seftel	1991
Steve Konowalchuk	1992
Todd Nelson	1994
Mike Rosati	1998-99
Nolan Yonkman	2002-06
Semyon Varlamov	2008-10

## 41

Jason Allison	1994-97
Patrick Boileau	1998-99
Brian Sutherby	2001
Mike Farrell	2002
Brad Norton	2004
Louis Robitaille	2005-06

## 42

Dwayne Hay	1997
Sami Lepisto	2008-09
Joel Ward	2011-12

## 43

David Harlock	1998
Tomas Fleischmann	2005-08
Bryan Helmer	2008-09

## 44

Igor Ulanov	1995
Richard Zednik	1996-01
Steve Eminger	2002, '05-08
Staffan Kronwall	2009
Jason Arnett	2011
Roman Hamrlik	2011-12

## 45

Patrick Boileau	1997
Alex Henry	2002-03
Jonas Johansson	2005-06

## 46

Brian Sutherby	2002-04
----------------	---------

## 47

Michael Farrell	2001
Bryan Muir	2005-07
Karl Alzner	2008

## 48

Benoit Gratton	1998-99
Chris Corrinet	2001-02
Oskar Osala	2008-09

## 49

Dwayne Zinger	2003
---------------	------



# All-Time Sweater Numbers

## 50

Eric Fehr.....2005-06  
 Joe Motzko .....2007-08  
 Cody Eakin..... 2011-12

## 51

Stephen Peat.....2001-04  
 Doug Doull.....2005-06  
 Timo Helbling.....2006-07

## 52

Mike Green .....2005-12

## 53

Quintin Laing .....2007-10

## 54

Jason Doig.....2002-03  
 Joel Rechlicz..... 2012

## 55

Sergei Gonchar.....1995-04  
 Jeff Schultz.....2006-12

## 56

Garrett Stroshein .....2004  
 Chris Bourque.....2007-10

## 57

Dean Melanson ..... 2001  
 Kyle Wilson.....2009-10

## 58

Jean-Francois Fortin.....2002-03

## 60

Jose Theodore.....2008-10

## 62

Sean Collins .....2008-12

## 63

Owen Fussey .....2003-04  
 Andrew Gordon.....2008-11

## 64

Roman Tvrdon.....2004

## 66

Milan Novy .....1982-83

## 68

Jaromir Jagr.....2001-04

## 69

Mel Angelstad.....2004

## 70

David Steckel.....2005-06  
 Braden Holtby .....2010-12

## 74

Brantt Myhres ..... 2001  
 John Carlson.....2009-12

## 75

Chris Hajt.....2003-04

## 76

Darcy Verot.....2004

## 77

Adam Oates .....1997-02  
 Joe Corvo .....2009-10

## 81

Dmitry Orlov.....2011-12

## 83

Jay Beagle.....2009-12

## 85

Mathieu Perreault .....2009-12

## 87

Donald Brashear.....2006-09

## 89

Tyler Sloan .....2008-11

## 90

Joe Juneau.....1994-99  
 Marcus Johansson.....2010-12

## 91

Sergei Fedorov .....2008-09

## 92

Rick Tocchet.....1997  
 Michael Nylander.....2002-04, '07-09

## 94

Sergei Berezin.....2003

## 96

Phil Housley .....1996-98



# Retired Numbers



## 7 YVON LABRE

Yvon Labre's contributions to the success of the Washington Capitals extended well beyond the boundaries of the rink. A member of the inaugural 1974-75 Capitals, Labre was a rugged defenseman whose solid, physical play paced the early expansion team. Labre is notably remembered for scoring the Capitals' first goal at the Capital Centre Oct. 15, 1974, against Los Angeles. He finished fourth in team scoring during Washington's first season and recorded more than 20 assists in a season twice in his career. From 1976-78 Labre wore the "C" on his sweater, utilizing his leadership qualities to the fullest extent.

After retiring in 1981 Labre became an assistant coach before stepping into the role of color commentator for the team's broadcasts. In 1983 Labre became the Capitals'

**Retired Nov. 7, 1981**

director of community relations and continued in that position until the start of the 1996-97 season, when he began a four-year stint as director of special programs.

From the moment he took to the ice in a Capitals uniform to his commitment in community programs and youth hockey, no one served as a better ambassador for hockey in the Washington area than Labre.



## 5 ROD LANGWAY

Known to many Capitals fans as the "Secretary of Defense," Rod Langway anchored the Washington defense for 11 seasons and more than 700 games. Dealt by Montreal to Washington in one of the biggest trades in franchise history, Langway brought instant respectability to the Capitals' squad. His arrival and dominating physical presence helped lead Washington to its first postseason appearance in 1982-83.

The taste of the Stanley Cup playoffs was only a sign of things to come. The Capitals made the playoffs during every season of Langway's tenure. Recognized as the best in the business, Langway captured back-to-back Norris Trophy honors in 1982-83

**Retired Nov. 26, 1997**

and 1983-84. The team recorded more than 100 points in three consecutive seasons, including a record 107-point, 50-win year in 1985-86.

A strong leader in the locker room, Langway captained the team for more than a decade and was truly one of hockey's all-time greats, evidenced by his induction into the Hockey Hall of Fame in 2002.



## 32 DALE HUNTER


Referred to by many as the "heart and soul" of the Washington Capitals, Dale Hunter was well respected for his dedication to the game. His 19 seasons in the NHL, 1,407 regular-season games and 186 playoff games serve as testimony to that dedication. At the time of his retirement following the 1998-99 season, only seven players in NHL history had appeared in more total games.

Hunter left the game having firmly etched his name in the Capitals' record book. In regular-season play he finished his career ranked first in penalty minutes (2,003), second in games played (872), tied for second in power-play goals (72), third in assists (375), third in points (556), tied for fifth in game-winning goals (29) and tied for eighth in goals (181). He retired leading the franchise in virtually every category:

**Retired March 11, 2000**

games played (100), goals (25), assists (47), points (72), power-play goals (11) and penalty minutes (372).

Perhaps Hunter summed up his contributions best at his retirement ceremony March 11, 2000, when he said, "I'm not a Wayne Gretzky. I just tried to give my all every night. That work ethic is what the Caps have always been about."



## 11 MIKE GARTNER

Mike Gartner, a member of the Hockey Hall of Fame who ranks second in Capitals history in goals (397), assists (392) and points (789), became the fourth player in Capitals history to have his number retired when the No. 11 was raised to the rafters on Dec. 28, 2008.

Gartner spent the first 10 seasons of his 19-year NHL career with the Capitals after Washington selected him in the first round, fourth overall, in the 1979 NHL Draft. He led the team in goals five times and in points four times, scoring at least 35 goals in each of his first nine years in Washington (he had 26 goals when he was traded 56 games into 1988-89, his 10th season). He left the team as its all-time leader in games played, goals, assists, points, power-play goals and game-winning goals.

Gartner was a member of the first six Capitals playoff teams, leading four of those teams in playoff scoring. He recorded 43 points (16 goals, 27 assists) in 47 playoff

**Retired Dec. 28, 2008**

games for the club and at the time of his trade was Washington's all-time leading playoff scorer.

Gartner played 1,432 career games with five teams in his career, recording 708 goals (sixth in NHL history) and 627 assists for 1,335 points. Inducted in the Hockey Hall of Fame in 2001, Gartner holds the NHL record for the most 30-goal seasons (17) and shares the record for most consecutive 30-goal seasons (15). He played in seven NHL All-Star Games and three times won the NHL's fastest skater competition at the NHL All-Star Game.



# Capitals Logo & Uniform History


The Capitals current look, unveiled prior to the 2007-08 season, boasts ties to the franchise's past both in color and design.

Red, white and blue brought the Capitals back to their original colors, in shades that align with those of the American flag and symbolically strengthen the Capitals' ties to their home city of Washington, D.C., the nation's capital.

Countless Capitals fans had emailed owner Ted Leonsis asking – pleading in some cases – for a return to the red, white and blue that the team wore for 20 years. Spurred on by those requests – along with similar convictions held by Leonsis, team president Dick Patrick, the rest of the ownership group and vice president and general manager George McPhee – the Capitals worked with Reebok to develop the new look.

The primary logo draws upon the team's original jerseys, but with a fresh, bold font. The letters lean forward, representing the team's commitment to innovation and forward thinking. The three stars represent Maryland, Virginia and Washington, D.C. – the three main geographic areas in the Capitals' market – and align with hockey tradition, as each game's top players are named its three stars. The letter t, like in the original uniforms, depicts a hockey stick, with a puck at the end.

The shoulder patch incorporates imagery from the Capitals' most recent uniforms, which featured an eagle and the Capitol dome. Here those Washington, D.C., icons come together in a distinctive look. The eagle's wings are raised at its sides and help form the shape of a "W," representing Washington, D.C., the world's most powerful and influential city.



## UNIFORM TIMELINE

### 1974-75

The team wears red, white and blue uniforms during its inaugural year in the NHL.

### 1980-81

The "WASHINGTON" above the Capitals wordmark logo is reduced in size.

### 1983-84

The number of stars on the sleeves is reduced from five to four. It returns to five two years later.

### June 22, 1995

The team introduces new logos and uniforms with a blue, black and bronze color scheme.

### 1995-96

The first year of the blue, black and bronze jerseys. The word "CAPITALS" appears below the eagle on the home and road jerseys.

### 1997-98

The word "CAPITALS" only appears on the road jerseys. A black third jersey is added and is worn for the first time Jan. 25, 1998. The jersey, which is worn nine times during the season, has arched letters for the nameplate.

### 2000-01

The black jersey replaces the road blue jersey and the team now only wears two jerseys. The nameplate letters on the black jersey are no longer arched.

### 2003-04

The NHL switches to wear dark jerseys at home and white jerseys on the road.

### June 22, 2007

The team introduces new logos and changes its colors and uniforms back to red, white and blue.



2007-08 to present



1974-75 to 1994-95



1995-96 to 2006-07



1997-98 to 2006-07

# All-Time Draft Selections

## 2012 (JUNE 23-24)

Rd. No.	Player	Pos.	Team
1	11 Filip Forsberg	C	Leksand (Swedend-2)
1	16 Thomas Wilson	RW	Plymouth (OHL)
3	77 Chandler Stephenson	F	Regina (WHL)
4	100 Thomas Di Pauli	C	USA U-18 (USHL)
4	107 Austin Wutrich	RW	Notre Dame (NCAA)
5	137 Connor Carrick	D	USA U-18 (USHL)
6	167 Riley Barber	RW	USA U-18 (USHL)
7	195 Christian Djoos	D	Brynas Jr. (SWE-Jr.)
7	197 Jaynen Rissling	D	Calgary (WHL)
7	203 Sergey Kostenko	G	Metallurg (RUS-Jr.)

## 2011 (JUNE 24-25)

Rd. No.	Player	Pos.	Team
4	117 Steffen Soberg	G	Manglerud (Norway)
5	147 Patrick Koudys	D	R.P.I. (ECAC)
6	177 Travis Boyd	C	U.S. NTDP
7	207 Garrett Haar	D	Fargo (USHL)

## 2010 (JUNE 25-26)

Rd. No.	Player	Pos.	Team
1	26 Evgeny Kuznetsov	C	Chelyabinsk (KHL)
3	86 Stanislav Galiev	RW	Saint John (QMJHL)
4	112 Philipp Grubauer	G	Windsor (OHL)
5	142 Caleb Herbert	C	Bloomington-Jefferson HS (USHS)
6	176 Samuel Carrier	D	Lewiston (QMJHL)

## 2009 (JUNE 26-27)

Rd. No.	Player	Pos.	Team
1	24 Marcus Johansson	C	Farjestad (Sweden)
2	55 Dmitri Orlov	D	Novokuznetsk (KHL)
3	85 Cody Eakin	C	Swift Current (WHL)
4	115 Patrick Wey	D	Waterloo (USHL)
5	145 Brett Flemming	D	Mississauga (OHL)
6	175 Garrett Mitchell	RW	Regina (WHL)
7	205 Benjamin Casavant	LW	P.E.I. (QMJHL)

## 2008 (JUNE 20-21)

Rd. No.	Player	Pos.	Team
1	21 Anton Gustafsson	C	Frolunda Jr. (Sweden)
1	27 John Carlson	D	Indiana (USHL)
2	57 Eric Mestery	D	Tri-City (WHL)
2	58 Dmitry Kugryshev	RW	CSKA-2 (Russia)
4	93 Braden Holtby	G	Saskatoon (WHL)
5	144 Joel Broda	C	Moose Jaw (WHL)
6	174 Greg Burke	LW	New Hampshire (EJHL)
7	204 Stefan Della Rovere	LW	Barrie (OHL)

## 2007 (JUNE 22-23)

Rd. No.	Player	Pos.	Team
1	5 Karl Alzner	D	Calgary (WHL)
2	34 Josh Godfrey	D	Sault Ste. Marie (OHL)
2	46 Theo Ruth	D	U.S. NTDP
3	84 Phil DeSimone	C	Sioux City (USHL)
4	108 Brett Bruneteau	C	Omaha (USHL)
5	125 Brett Leffler	RW	Regina (WHL)
6	154 Dan Dunn	G	Wellington (OPJHL)
6	180 Justin Taylor	C	London (OHL)
7	185 Nick Larson	C	Omaha (USHL)
7	199 Andrew Glass	LW	Nobles (USHS)

## 2006 (JUNE 24)

Rd. No.	Player	Pos.	Team
1	4 Nicklas Backstrom	C	Brynas (Sweden)
1	23 Semyon Varlamov	G	Yaroslavl 2 (Russia)
2	34 Michal Neuvirth	G	Sparta Jr. (Czech)
2	35 Francois Bouchard	RW	Baie Comeau (QMJHL)
2	52 Keith Seabrook	D	Burnaby (BCHL)
4	97 Oskar Osala	LW	Mississauga (OHL)
4	122 Luke Lynes	C/LW	Brampton (OHL)
5	127 Maxime Lacroix	LW	Quebec (QMJHL)
6	157 Brent Gwidt	C	Lakeland HS (USHS)
6	177 Mathieu Perreault	C	Acadie-Bath. (QMJHL)

## 2005 (JUNE 30)

Rd. No.	Player	Pos.	Team
1	14 Sasha Pokulok	D	Cornell (ECACHL)
1	27 Joe Finley	D	Sioux Falls (USHL)
4	109 Andrew Thomas	D	Denver (WCHA)
4	118 Patrick McNeill	D	Saginaw (OHL)
5	143 Daren Machesney	G	Brampton (OHL)
6	181 Tim Kennedy	LW	Sioux City (USHL)
7	209 Viktor Dovgan	D	CSKA Jr. (Russia)

## 2004 (JUNE 26-27)

Rd. No.	Player	Pos.	Team
1	1 Alex Ovechkin	LW	Dynamo (Russia)
1	27 Jeff Schultz	D	Calgary (WHL)
1	29 Mike Green	D	Saskatoon (WHL)
2	33 Chris Bourque	LW	Cushing (USHE)
2	62 Michail Yunkov	C/W	Krylja (Russia)
3	66 Sami Lepisto	D	Jokerit (Finland)
3	88 Clayton Barthele	D	Seattle (WHL)
5	132 Oscar Hedman	D	Modo (Sweden)
5	138 Pasi Salonen	W	IFK Jr. (Finland)
6	166 Peter Guggisberg	W	Davos (Swiss)
7	197 Andrew Gordon	RW	Notre Dame (SJHL)
8	230 Justin Mrazek	G	Estevan (SJHL)
9	263 Travis Morin	C	Minnesota State (WCHA)

## 2003 (JUNE 21-22)

Rd. No.	Player	Pos.	Team
1	18 Eric Fehr	RW	Brandon (WHL)
3	83 Stephen Werner	RW	UMass (HE)
4	109 Andreas Valdix	LW	Malmö (Sweden)
5	155 Josh Robertson	C	Proctor (USHE)
8	249 Andrew Joudrey	C	Notre Dame (SJHL)
9	279 Mark Olafson	RW	Kelowna (WHL)

## 2002 (JUNE 22-23)

Rd. No.	Player	Pos.	Team
1	12 Steve Eminger	D	Kitchener (OHL)
1	13 Alexander Semin	LW	Cheljabinsk (Russia)
1	17 Boyd Gordon	RW	Red Deer (WHL)
2	59 Maxime Daigneault	G	Val d'Or (QMJHL)
3	77 Patrick Wellar	D	Portland (WHL)
3	92 Derek Krestanovich	C	Moose Jaw (WHL)
4	109 Jevon Desautels	LW	Spokane (WHL)
4	118 Petr Dvorak	C	Havirov (Czech Jr.)
5	145 Robert Gherson	G	Sarnia (OHL)
6	179 Marian Havel	C/LW	Vancouver (WHL)
7	209 Joni Lindlof	W	Tappara (Fin. Jr.)
8	242 Igor Ignatushkin	W	Elektrostal (Russia)
9	272 Patric Blomdahl	W	AIK (SjL)

## 2001 (JUNE 23-24)

Rd. No.	Player	Pos.	Team
2	58 Nathan Paetsch	D	Moose Jaw (WHL)
3	90 Owen Fussey	RW	Calgary (WHL)
4	125 Jeff Lucky	RW	Spokane (WHL)
5	160 Artem Ternavsky	D	Sherbrooke (QMJHL)
6	191 Zbynek Novak	F	Slavia Jr. (Czech)
7	221 John Oduya	D	Victoriaville (QMJHL)
8	249 Matt Maglione	D	Princeton (ECAC)
8	254 Peter Polcic	LW	Nitra Jr. (Slovakia)
9	275 Robert Muller	G	Mannheim (Germany)
9	284 Viktor Hubl	LW	Slavia (Czech)

## 2000 (JUNE 24-25)

Rd. No.	Player	Pos.	Team
1	26 Brian Sutherby	C	Moose Jaw (WHL)
2	43 Matt Pettinger	LW	Calgary (WHL)
2	61 Jakub Cutta	D	Swift Current (WHL)
4	121 Ryan Vanbuskirk	D	Sarnia (OHL)
5	163 Ivan Nepriyayev	C	Yaroslavl (Russia)
9	289 Bjorn Nord	D	Djurgardens (Sweden)



# All-Time Draft Selections

## 1999 (JUNE 26)

Rd. No.	Player	Pos.	Team	
1	7	Kris Beech	C	Calgary (WHL)
2	29	Michal Sivek	C	Kladno, Jr. (Czech)
2	31	Charlie Stephens	C	Prince Albert (WHL)
2	34	Ross Lupaschuk	D	Guelph (OHL)
2	37	Nolan Yonkman	D	Kelowna (WHL)
5	132	Roman Tvrdon	C	Trencin (Slovakia)
6	175	Kyle Clark	RW	Harvard (ECAC)
7	192	David Johansson	D	AIK Jr. (Sweden)
8	219	Maxim Orlov	C	CSKA Jr. (Russia)
9	249	Igor Shadilov	D	Dynamo (Russia)

## 1998 (JUNE 27)

Rd. No.	Player	Pos.	Team	
2	49	Jomar Cruz	G	Brandon (WHL)
3	59	Todd Hornung	C	Portland (WHL)
4	106	Krys Barch	LW	London (OHL)
4	107	Chris Corrinet	RW	Princeton (ECAC)
5	118	Mike Siklenka	D	Lloydminster (SJHL)
5	125	Erik Wendell	C	Maple Grove (HS)
7	179	Nathan Forster	D	Seattle (WHL)
7	193	Rastislav Stana	G	HC Kosice (Slovakia)
8	220	Mike Farrell	D	Providence (HE)
9	251	Blake Evans	C	Tri-City (WHL)

## 1997 (JUNE 21)

Rd. No.	Player	Pos.	Team	
1	9	Nicholas Boynton	D	Ottawa (OHL)
2	35	Jean-Francois Fortin	D	Sherbrooke (QMJHL)
4	89	Curtis Cruickshank	G	Kingston (OHL)
5	116	Kevin Caulfield	RW	Boston College (HE)
6	143	Henrik Petre	D	Djurgarden (Sweden)
8	200	Pierre-Luc Therrien	G	Drummondville (QMJHL)
9	226	Matt Oikawa	RW	St. Lawrence (ECAC)

## 1996 (JUNE 22)

Rd. No.	Player	Pos.	Team	
1	4	Alexandre Volchkov	C	Barrie (OHL)
1	17	Jaroslav Svejkovsky	RW	Tri-City (WHL)
2	43	Jan Bulis	C	Barrie (OHL)
3	58	Sergei Zimakov	D	Krylja Sovetov (Rus)
3	74	David Weninger	G	Michigan Tech (WCHA)
3	78	Shawn McNeil	C	Kamloops (WHL)
4	85	Justin Davis	RW	Kingston (OHL)
5	126	Matt Lahey	LW	Peterborough (OHL)
6	153	Andrew Van Bruggen	RW	N. Michigan (CCHA)
7	180	Michael Anderson	RW	Minnesota (WCHA)
8	206	Oleg Orekhovskiy	D	Dynamo (Russia)
9	232	Chad Cavanagh	LW	London (OHL)

## 1995 (JUNE 28)

Rd. No.	Player	Pos.	Team	
1	17	Brad Church	LW	Prince Albert (WHL)
1	23	Miika Elomo	LW	Kiekko-67 (Finland)
2	43	Dwayne Hay	LW	Guelph (OHL)
4	93	S. Charpentier	G	Laval (QMJHL)
4	95	Joel Theriault	D	Beauport (QMJHL)
5	105	Benoit Gratton	LW	Laval (QMJHL)
5	124	Joel Cort	D	Guelph (OHL)
6	147	Frederick Jobin	D	Laval (QMJHL)
8	199	Vasili Turkovskiy	D	CSKA (Russia)
9	225	Scott Swanson	D	Omaha Jr. A (USHL)

## 1994 (JUNE 28)

Rd. No.	Player	Pos.	Team	
1	10	Nolan Baumgartner	D	Kamloops (WHL)
1	15	Alexander Kharlamov	LW	CSKA (Russia)
2	41	Scott Cherrey	LW	North Bay (OHL)
4	93	Matthew Herr	C	Hotchkiss (HS)
5	119	Yanick Jean	D	Chicoutimi (QMJHL)
6	145	Dmitri Mekeshkin	D	Avangard Omsk (Rus.)
7	171	Daniel Reja	C	London (OHL)
8	197	Chris Patrick	LW	Kent School (HS)
9	223	John Tuohy	D	Kent School (HS)
10	249	Richard Zednik	LW	B. Bystrica (Slovakia)
11	275	Sergei Tertshyn	D	Chelyabinsk (Russia)

## 1993 (JUNE 26-27)

Rd. No.	Player	Pos.	Team	
1	11	Brendan Witt	D	Seattle (WHL)
1	17	Jason Allison	C	London (OHL)
3	69	Patrick Boileau	D	Laval (QMJHL)
6	147	Frank Banham	RW	Saskatoon (WHL)
7	173	Dan Henrickson	RW	St. Paul (USJHL)
7	174	Andrew Brunette	LW	Owen Sound (OHL)
8	199	Joel Poirier	LW	Sudbury (OHL)
9	225	Jason Gladney	D	Kitchner (OHL)
10	251	Mark Seliger	G	Rosenheim (Germany)
11	277	Dany Bousquet	C	Penticon (BCHL)

## 1992 (JUNE 20)

Rd. No.	Player	Pos.	Team	
1	14	Sergei Gonchar	D	Chelyabinsk (CIS)
2	32	Jim Carey	G	Catholic Memorial (HS)
3	53	Stefan Ustorf	C	Kaufbeuren (Germany)
3	71	Martin Gendron	RW	St-Hyacinthe (QMJHL)
5	119	John Varga	LW	Tacoma (WCHL)
7	167	Mark Matier	D	Sault Ste. Marie (OHL)
8	191	Mike Mathers	LW	Kamloops (WHL)
9	215	Brian Stagg	RW	Kingston (OHL)
10	239	Gregory Callahan	D	Belmont Hill (HS)
11	263	B.J. MacPherson	LW	Oshawa (OHL)

## 1991 (JUNE 22)

Rd. No.	Player	Pos.	Team	
1	14	Pat Peake	C	Detroit (OHL)
1	21	Trevor Halverson	LW	North Bay (OHL)
2	25	Eric Lavigne	D	Hull (QMJHL)
2	36	Jeff Nelson	C	Prince Albert (WHL)
3	58	Steve Konowalchuk	C	Portland (WHL)
4	80	Justin Morrison	LW	Kingston (OHL)
7	146	Dave Morissette	LW	Shawinigan (QMJHL)
8	168	Rick Corriveau	D	London (OHL)
9	190	Trevor Duhaime	RW	St. Jean (QMJHL)
10	209	Rob Leask	D	Hamilton (OHL)
10	212	Carl LeBlanc	D	Granby (QMJHL)
11	234	Rob Puchniak	D	Lethbridge (WHL)
12	256	Bill Kovacs	LW	Sudbury (OHL)

## 1990 (JUNE 16)

Rd. No.	Player	Pos.	Team	
1	9	John Slaney	D	Cornwall (OHL)
2	30	Rod Pasma	D	Cornwall (OHL)
3	51	Chris Longo	RW	Peterborough (OHL)
4	72	Randy Pearce	LW	Kitchner (OHL)
5	93	Brian Sakic	LW	Swift Current/Tri-City (WHL)
5	94	Mark Ouimet	C	Michigan (CCHA)
6	114	Andrei Kovalev	RW	Dynamo Moscow (Rus.)
7	135	Roman Kontsek	RW	Dukla Trencin (Czech)
8	156	Peter Bondra	RW	Kosice (Czech)
8	159	Steve Martell	RW	London (OHL)
9	177	Ken Klee	D	Bowling Green (CCHA)
10	198	Michael Boback	C	Providence (HE)
11	219	Alan Brown	D	Colgate (ECAC)
12	240	Todd Hlushko	LW	London (OHL)

# All-Time Draft Selections

## 1989 (JUNE 17)

Rd. No.	Player	Pos.	Team	
1	19	Olie Kolzig	G	Tri-City (WHL)
2	35	Byron Dafoe	G	Portland (WHL)
3	59	Jim Mathieson	D	Regina (WHL)
4	61	Jason Woolley	D	Michigan State (CCHA)
5	82	Trent Klatt	C	Osseo (USHS)
6	145	Dave Lorentz	LW	Peterborough (OHL)
7	166	Dean Holoien	D	Saskatoon (WHL)
8	187	Victor Gervais	C	Seattle (WHL)
9	208	Jiri Vykoukal	D	DS Olomouc (Czech)
10	229	Andrei Sidorov	RW	Sokol-Kiev (Russia)
12	250	Ken House	C	Miami (CCHA)

## 1988 (JUNE 11)

Rd. No.	Player	Pos.	Team	
1	15	Reggie Savage	C	Victoriaville (QMJHL)
2	36	Tim Taylor	C	London (OHL)
3	41	Wade Bartley	D	Dauphin (Jr. A)
4	57	Duane Derksen	G	Winkler (Jr. A)
5	78	Rob Krauss	D	Lethbridge (WHL)
6	120	Dmitri Khristich	LW	Sokol-Kiev (Russia)
7	141	Keith Jones	RW	Niagara Falls (Jr. B)
8	144	Brad Schlegel	D	London (OHL)
9	162	Todd Hilditch	D	Penticon Tier II (Jr. B)
10	183	Petr Pavlas	D	Dukla Trencin (Czech)
11	192	Mark Sorensen	D	Michigan (CCHA)
12	204	Claudio Scremin	D	Maine (HE)
13	225	Chris Venkus	RW	Western Michigan (CCHA)
14	246	Ron Pascucci	D	Belmont Hill (HS)

## 1987 (JUNE 13)

Rd. No.	Player	Pos.	Team	
2	36	Jeff Ballantyne	D	Ottawa (OHL)
3	57	Steve Maltais	LW	Cornwall (OHL)
4	78	Tyler Larter	C	Sault Ste. Marie (OHL)
5	99	Pat Beauchesne	D	Moose Jaw (WHL)
6	120	Rich Defreitas	D	St. Mark's (HS)
7	141	Devon Oleniuk	D	Kamloops (WHL)
8	162	Thomas Sjogren	RW	Vastra Frolunda (Swe.)
10	204	Chris Clarke	D	Pembroke (OPJHL)
11	225	Milos Vanik	C	EHC Freiburg (Germany)
12	240	Dan Brettschneider	RW	Burnsville (HS)
12	246	Ryan Kumm	D	RPI (ECAC)

## 1986 (JUNE 21)

Rd. No.	Player	Pos.	Team	
1	19	Jeff Greenlaw	LW	Canadian Nat'l Team
2	40	Steve Seftel	LW	Kingston (OHL)
3	60	Shawn Simpson	G	Sault Ste. Marie (OHL)
3	61	Jim Hrivnak	G	Merrimack (NCAA)
4	82	Erin Ginnell	C	Calgary (WHL)
5	103	John Purves	RW	Hamilton (OHL)
6	124	Stefan Nilsson	C	Lulea (Sweden)
7	145	Peter Choma	RW	Belleville (OHL)
8	166	Lee Davidson	C	Penticon (Jr. A)
9	187	Tero Toivola	RW	Tappara (Finland)
10	208	Bob Babcock	D	Sault Ste. Marie (OHL)
11	229	John Schratz	D	Amherst (OPJHL)
12	250	Scott McCrory	C	Oshawa (OHL)

## 1985 (JUNE 15)

Rd. No.	Player	Pos.	Team	
1	19	Yvon Corriveau	LW	Toronto (OHL)
2	40	John Druce	RW	Peterborough (OHL)
3	61	Rob Murray	C	Peterborough (OHL)
4	82	Bill Houlder	D	North Bay (OHL)
4	83	Larry Shaw	D	Peterborough (OHL)
5	103	Claude Dumas	C	Granby (QMJHL)
6	124	Doug Stromback	RW	Kitchner (OHL)
7	145	Jamie Nadiwan	LW	Sudbury (OHL)
8	166	Mark Haarmonn	D	Oshawa (OHL)
9	187	Steve Hollett	C	Sault Ste. Marie (OHL)
10	208	Dallas Eakins	D	Peterborough (OHL)
11	229	Steve Hrynewich	LW	Ottawa (OHL)
12	250	Frank DiMuzzo	LW	Belleville (OHL)

## 1984 (JUNE 9)

Rd. No.	Player	Pos.	Team	
1	17	Kevin Hatcher	D	North Bay (OHL)
2	34	Steve Leach	RW	Matignon (HS)
3	59	Michal Pivonka	C	Poldi Kladno (Czech)
4	80	Kris King	C	Peterborough (OHL)
6	122	Vito Cramarossa	RW	Toronto (OHL)
7	143	Timo Iljima	C	Karpat (Finland)
8	164	Frank Joo	D	Regina (WHL)
9	185	Jim Thomson	RW	Toronto (OHL)
10	205	Paul Cavallini	D	Henry Carr (HS)
11	225	Mikhail Tatarinov	D	Sokol Kiev (USSR)
12	246	Per Schedrin	D	Brynas (Sweden)

## 1983 (JUNE 8)

Rd. No.	Player	Pos.	Team	
4	75	Tim Bergland	C	Lincoln (HS)
5	95	Martin Bouliane	C	Granby (QMJHL)
7	135	Dwaine Hutton	LW	Kelowna (WHL)
8	155	Marty Abrams	G	Pembroke (CJAHL)
9	175	Dave Cowan	C	Washburn (HS)
10	195	Yves Beaudoin	D	Shawinigan (QMJHL)
11	215	Alain Raymond	G	Trois-Rivieres (QMJHL)
11	216	Anders Huss	C	Brynas (Sweden)

## 1982 (JUNE 9)

Rd. No.	Player	Pos.	Team	
1	5	Scott Stevens	D	Kitchener (OHL)
3	58	Milan Novy	C	Poldi Kladno (Czech)
5	89	Dean Evason	C	Kamloops (WHL)
6	110	Ed Kastelic	RW	London (OHL)
8	152	Wally Schreiber	RW	Regina (WHL)
9	173	Jamie Reeves	G	Saskatoon (WHL)
10	194	Juha Numi	C	Tappara (Finland)
11	215	Wayne Prestage	C	Seattle (WHL)
12	236	Jon Holden	G	Peterborough (OHL)
12	247	Marco Kallas	C	St. Louis (Jr. B)

## 1981 (JUNE 10)

Rd. No.	Player	Pos.	Team	
1	3	Bob Carpenter	C	St. John's (HS)
3	45	Eric Calder	D	Cornwall (QMJHL)
4	68	Tony Kellin	D	Grand Rapids (HS)
5	89	Mike Siltala	RW	Kingston (OHL)
5	91	Peter Sidorkiewicz	G	Oshawa (OHL)
6	110	Jim McGeough	C	Billings (WHL)
7	131	Risto Jalo	C	Iives (Finland)
8	152	Gaetan Duchesne	LW	Quebec (QMJHL)
9	173	George White	LW	New Hampshire (ECAC)
10	194	Chris Valentine	RW	Sorel (QMJHL)



# All-Time Draft Selections

## 1980 (JUNE 11)

Rd. No.	Player	Pos.	Team
1	5	D	Regina (WHL)
3	47	RW	Providence (ECAC)
3	55	LW	Victoria (WHL)
5	89	D	Jokerit (Finland)
6	110	LW	Toronto (OHA)
7	131	RW	Sudbury (OHA)
8	152	D	Providence (ECAC)
9	173	D	Timra IK (Sweden)
10	194	D	Brandon (WHL)

## 1979 (AUGUST 9)

Rd. No.	Player	Pos.	Team
1	4	RW	Cincinnati (WHA)
2	24	LW	Seattle (WHL)
4	67	LW	Billings (WHL)
5	88	C	Portland (WHL)
6	109	D	Peterborough (OHA)

## 1978 (JUNE 15)

Rd. No.	Player	Pos.	Team
1	2	C	Seattle (WCHL)
1	18	LW	Hamilton (OHA)
2	20	LW	Portland (WCHL)
2	23	D	Peterborough (OHA)
3	38	C	Laval (QMJHL)
3	45	D	Hamilton (OHA)
4	55	LW	Färjestads (Sweden)
5	71	LW	Niagara Falls (OHA)
6	88	LW	Denver (WCHA)
7	105	LW	Färjestads (Sweden)
8	122	G	Milwaukee (IHL)
9	139	RW	Trois-Rivieres (QMJHL)
10	156	G	London (OHA)
11	172	D	Port Huron (IHL)
12	187	LW	Regina (WCHL)
12	189	LW	Boston College (ECAC)
13	202	D	Michigan (CCHA)
14	213	C	Windsor (OHA)
14	215	D	Oshawa (OHA)

## 1977 (JUNE 14)

Rd. No.	Player	Pos.	Team
1	3	D	Montreal (QMJHL)
2	21	RW	New Westminster (WCHL)
3	39	RW	Quebec (QMJHL)
4	57	LW	Quebec (QMJHL)
5	75	C	Quebec (QMJHL)
6	93	RW	Denver (WCHA)
7	111	G	Lethbridge (WCHL)
8	127	D	Trois-Rivieres (QMJHL)
9	143	LW	Minnesota (WCHA)
10	165	RW	Victoria (WCHL)

## 1976 (JUNE 1)

Rd. No.	Player	Pos.	Team
1	1	D	London (OHA)
1	15	C	Medicine Hat (WCHL)
3	37	RW	London (OHA)
4	55	D	Calgary (WCHL)
5	73	RW	Sault Ste. Marie (OHA)
6	91	G	Sudbury (OHA)
7	100	D	St. Catharines (OHA)
7	109	G	Sudbury (OHA)
8	119	RW	Regina (WCHL)

## 1975 (JUNE 3)

Rd. No.	Player	Pos.	Team
1	18	C	Kingston (OHA)
2	19	D	Peterborough (OHA)
3	55	D	Montreal (QMJHL)
4	73	LW	Toronto (OHA)
5	91	G	Flin Flon (WCHL)
6	109	LW	U. of Alberta (CIAU)
7	127	LW	Peterborough (OHA)
8	144	C	U. of Alberta (CIAU)
9	161	RW	Kamloops (WCHL)

## 1974 (MAY 28-30)

Rd. No.	Player	Pos.	Team
1	1	D	Regina (WCHL)
2	19	LW	Sudbury (OHA)
3	37	RW	Brandon (WCHL)
4	55	LW	London (OHA)
5	73	LW	Kamloops (WCHL)
6	91	C	Oshawa (OHA)
7	109	G	Calgary (WCHL)
8	127	LW	Cornwall (QMJHL)
9	144	G	Calgary (WCHL)
10	161	LW	Kitchner (OHA)
11	176	D	Brandon (WCHL)
12	190	LW	Oshawa (OHA)
13	202	D	Sault Ste. Marie (OHA)
14	212	LW	Trois-Rivieres (QMJHL)
15	220	RW	Drummondville (QMJHL)
16	225	LW	Regina (WCHL)
17	228	G	Kitchner (OHA)
18	231	D	Downsview (OPJHL)
19	234	D	Sorel (QMJHL)
20	237	D	Pembroke (CJHL)
21	240	LW	Brandon (WCHL)
22	242	C	Hamilton (OHA)
23	244	D	Cornwall (QMJHL)
24	246	RW	Smith Falls (CJHL)
25	247	C	Kamloops (WCHL)

## 1974 EXPANSION DRAFT (JUNE 12)

No.	Player	Pos.	Team Selected From
2	Ron Low	G	Toronto
4	Michel Belhumeur	G	Philadelphia
6	Dave Kryskow	LW	Chicago
8	Yvon Labre	D	Pittsburgh
10	Pete Laframboise	C	California
12	Bob Gryp	LW	Boston
14	Gord Smith	D	Los Angeles
16	Steve Atkinson	RW	Buffalo
18	Bruce Cowick	LW	Philadelphia
20	Denis Dupere	LW	Toronto
22	Joe Lundrigan	D	Toronto
24	Randy Wyzozub	C	Buffalo
26	Mike Bloom	LW	Boston
28	Gord Brooks	RW	St. Louis
30	Bob Collyard	C	St. Louis
32	Bill Mikkelsen	D	NY Islanders
34	Ron Anderson	RW	Boston
36	Mike Lampman	LW	Vancouver
38	Lew Morrison	RW	Atlanta
40	Steve West	C	Minnesota
42	Larry Bolonchuk	D	Vancouver
44	Murray Anderson	D	Minnesota
46	Larry Fullan	LW	Montreal
48	Jack Eggers	RW	NY Rangers

# All-Time Transactions

DATE	TRANSACTION
June 12, 1974	Caps claimed <b>Jim Hrycuik</b> from Hershey (AHL) in Intra-League Draft.
June 20, 1974	Caps acquired <b>Doug Mohns</b> from Atlanta for cash.
July 22, 1974	Caps acquired <b>Tommy Williams</b> from Boston for cash.
July 28, 1974	Caps acquired <b>Bill Lesuk</b> from Los Angeles for cash.
July 29, 1974	Caps acquired <b>Andre Peloffy</b> from NY Rangers for cash.
October 1, 1974	Caps signed <b>Bernie Wolfe</b> .
October 29, 1974	Caps claimed <b>Rod Seiling</b> off waivers from NY Rangers.
November 2, 1974	Caps acquired <b>Willie Brossart</b> and <b>Tim Ecclestone</b> from Toronto for <b>Rod Seiling</b> .
November 2, 1974	Caps traded <b>Tim Ecclestone</b> to Atlanta for cash.
December 14, 1974	Caps acquired <b>Ron LaLonde</b> from Pittsburgh for <b>Lew Morrison</b> .
December 20, 1974	Caps signed <b>Bill Riley</b> to a five-game tryout contract.
January 21, 1975	Caps acquired <b>Ron Jones</b> from Pittsburgh for Pete Laframboise.
February 8, 1975	Caps acquired <b>Jack Lynch</b> from Detroit for <b>Dave Kryskow</b> .
February 10, 1975	Caps acquired <b>Garnet Bailey</b> and <b>Stan Gilbertson</b> from St. Louis for <b>Denis Dupere</b> .
February 28, 1975	Caps acquired <b>Nelson Pyatt</b> from Detroit for a 3rd round pick ( <b>Allen Cameron</b> ) in the 1975 Amateur Draft.
March 3, 1975	Caps traded <b>Bill Mikkelsen</b> to Los Angeles for cash.
March 9, 1975	Caps acquired <b>Blair Stewart</b> from Detroit for <b>Mike Bloom</b> .
May 21, 1975	Caps released <b>Bruce Cowick</b> on waivers to St. Louis.
June 4, 1975	Caps acquired <b>Bill Clement</b> , <b>Don Maclean</b> , and a 1st round pick in the 1975 Amateur Draft ( <b>Alex Forsythe</b> ) from Philadelphia for a 1st round pick in the 1975 Amateur Draft ( <b>Mel Bridgman</b> ).
June 17, 1975	Caps claimed <b>Hartland Monahan</b> from NY Rangers in Intra-League Draft.
October, 1975	Caps signed <b>Brian Stapleton</b> to a three-game tryout contract.
December 15, 1975	Caps acquired <b>Bob Sirois</b> from Philadelphia for future considerations ( <b>John Paddock</b> ).
December 16, 1975	Caps acquired <b>Harvey Bennett</b> from Pittsburgh for <b>Stan Gilbertson</b> .
January 22, 1976	Caps acquired <b>Gerry Meahan</b> , <b>Jean Lemieux</b> , and Buffalo's 1st round pick in the 1976 Entry Draft (previously acquired, <b>Greg Carroll</b> ) from Atlanta for <b>Bill Clement</b> .
February 23, 1976	Caps acquired <b>Rich Nantais</b> and <b>Alain Langlois</b> from New Haven (AHL) for <b>Ron H. Anderson</b> and <b>Bob Gryp</b> .
March 1, 1976	Caps signed <b>Rick Bragnalo</b> .
September 1, 1976	Caps signed <b>Guy Charron</b> .
September 27, 1976	Caps traded <b>Blair MacKasey</b> to Toronto for cash.
October 5, 1976	Caps signed <b>Gord Lane</b> .
October 10, 1976	Caps signed <b>Steve Self</b> .
November 24, 1976	Caps traded <b>Harvey Bennett</b> to Philadelphia for cash.
November 30, 1976	Caps acquired <b>Bryan Watson</b> from Detroit for <b>Greg Joly</b> .
December 4, 1976	Caps acquired <b>Bill Collins</b> from Philadelphia for cash.
January 19, 1977	Caps signed <b>Bill Riley</b> .
February 1, 1977	Caps signed <b>Craig Patrick</b> .
March 3, 1977	Caps acquired <b>Roger Crozier</b> from Buffalo for cash.
May 29, 1977	Caps claimed <b>Doug Gibson</b> off waivers from Boston.
August 17, 1977	Caps acquired <b>Walt McKechnie</b> , a 3rd round pick in the 1978 Amateur Draft ( <b>Jay Johnston</b> ), and a 2nd round pick in the 1979 Amateur Draft ( <b>Errol Rouse</b> ) from Detroit for the rights to <b>Ron Low</b> and a 3rd round pick ( <b>Borris Fisticic</b> ) in the 1979 Amateur Draft.
September 3, 1977	Caps signed <b>Gary Smith</b> .
October 1, 1977	Caps acquired <b>Don Awrey</b> from Pittsburgh for <b>Bob Paradise</b> .
October 17, 1977	Caps traded <b>Hartland Monahan</b> to Pittsburgh for a 1st round pick (later traded) in the 1979 Entry Draft.
December 9, 1977	Caps acquired <b>Bob Girard</b> and a 2nd round pick in the 1978 Amateur Draft ( <b>Paul McKinnon</b> ) from Cleveland for <b>Walt McKechnie</b> .
February 19, 1978	Caps traded <b>Gary Smith</b> to Minnesota for cash.
June 10, 1978	Caps signed <b>Rolf Edberg</b> .
June 10, 1978	Caps signed <b>Leif Svensson</b> .
September 21, 1978	Caps signed <b>Greg Carroll</b> .
October 9, 1978	Caps claimed <b>Pierre Bouchard</b> from Montreal in Waiver Draft.
October 18, 1978	Caps acquired <b>Dennis Maruk</b> from Minnesota for Pittsburgh's 1st round pick in the 1979 Entry Draft (previously acquired, <b>Tom McCarthy</b> ).
October 19, 1978	Caps acquired <b>Michel Bergeron</b> from the NY Islanders for a 2nd round pick ( <b>Tomas Jonsson</b> ) in the 1979 Amateur Draft.
December 4, 1978	Caps signed <b>Gary Rissling</b> .
December 19, 1978	Caps signed <b>Gary Inness</b> .
January 6, 1979	Caps released <b>Greg Carroll</b> on waivers to Detroit.
January 15, 1979	Caps claimed <b>Greg Polis</b> off waivers from NY Rangers.
February 7, 1979	Caps signed <b>Dennis Hextall</b> .
March 12, 1979	Caps acquired <b>Chuck Arnason</b> from Minnesota for future considerations.
April 24, 1979	Caps traded <b>Chuck Arnason</b> to Minnesota for cash.
June 9, 1979	Caps reclaimed <b>Paul MacKinnon</b> from Winnipeg prior to Expansion Draft.
June 9, 1979	Caps claimed <b>Bengt Gustafsson</b> from Edmonton (WHL) prior to Expansion Draft.
June 11, 1979	Caps acquired <b>Steve Clippingdale</b> from Los Angeles for <b>Mike Marson</b> .
June 13, 1979	Caps lost <b>Doug Patey</b> to Edmonton in Expansion Draft.
June 13, 1979	Caps lost <b>Gord Smith</b> to Winnipeg in Expansion Draft.
June 13, 1979	Caps lost <b>Bill Riley</b> to Winnipeg in Expansion Draft.
June 13, 1979	Caps lost <b>Blair Stewart</b> to Quebec in Expansion Draft.
June 13, 1979	Caps claimed <b>Eddy Godin</b> as a fill in during Expansion Draft.
June 13, 1979	Caps claimed <b>Bob Girard</b> as a fill in during Expansion Draft.
June 15, 1979	Caps acquired <b>Dave Parro</b> from Quebec for <b>Nelson Burton</b> .
August 12, 1979	Caps signed <b>Tony Cassolato</b> .
August 16, 1979	Caps acquired <b>Wayne Stephenson</b> from Philadelphia for a 3rd round pick in the 1981 Entry Draft ( <b>Barry Tabobondung</b> ).

# All-Time Transactions

DATE	TRANSACTION
September 16, 1979	Caps signed <b>Antero Lehtonen</b> .
October 9, 1979	Caps signed <b>Claude Noel</b> .
November 9, 1979	Caps signed <b>Jim McTaggart</b> .
December 7, 1979	Caps acquired <b>Mike Kaszycki</b> from NY Islanders for <b>Gord Lane</b> .
January 17, 1980	Caps acquired <b>Al Hangsleben</b> from Hartford for <b>Tom Rowe</b> .
February 16, 1980	Caps acquired <b>Pat Ribble</b> from Toronto for <b>Mike Kaszycki</b> .
June 5, 1980	Caps signed <b>Howard Walker</b> .
June 11, 1980	Caps acquired <b>Mike Palmateer</b> and Toronto's 3rd round pick in the 1980 Entry Draft ( <b>Torrie Robertson</b> ) from Toronto for <b>Tim Coulis</b> , <b>Robert Picard</b> and a 2nd round pick in the 1980 Entry Draft ( <b>Bob McGill</b> ).
July 1, 1980	Caps acquired <b>Jean Pronovost</b> from Calgary for cash.
August 21, 1980	Caps acquired <b>Bob Kelly</b> from Philadelphia for a 3rd round pick in the 1982 Entry Draft ( <b>Bill Campbell</b> ).
October 6, 1980	Caps signed <b>Dennis Ververgaert</b> .
November 7, 1980	Caps claimed <b>Rick Smith</b> off waivers from Detroit.
December 26, 1980	Caps acquired <b>Dwayne Lowdermilk</b> from NY Islanders for future considerations.
January 2, 1981	Caps acquired a 5th round pick in the 1981 Entry Draft ( <b>Peter Sidorkiewicz</b> ) from Pittsburgh for <b>Gary Rissling</b> .
June 5, 1981	Caps signed <b>Roland Stoltz</b> .
July 23, 1981	Caps acquired <b>Al Jensen</b> from Detroit for <b>Mark Lofthouse</b> .
September 4, 1981	Caps signed <b>Orest Kindrachuk</b> .
September 4, 1981	Caps transferred <b>Paul Mulvey</b> to Pittsburgh as compensation for Caps' signing of <b>Orest Kindrachuk</b> .
October 5, 1981	Caps claimed <b>Terry Murray</b> off waivers from Philadelphia.
November 25, 1981	Caps acquired <b>Bobby Gould</b> and <b>Randy Holt</b> from Calgary for Pat Ribble and a 2nd round pick in the 1982 Entry Draft ( <b>Todd Francis</b> ).
January 31, 1982	Caps signed <b>Tom Rowe</b> .
February 1, 1982	Caps acquired <b>Lee Norwood</b> and a 6th round pick in the 1982 Entry Draft ( <b>Mats Kihlstrom</b> ) from Quebec for Tim Tookey and a 7th round pick in the 1982 Entry Draft ( <b>Daniel Poudrier</b> ).
March 9, 1982	Caps acquired <b>Doug Hicks</b> from Edmonton for <b>Todd Bidner</b> .
June 9, 1982	Caps acquired <b>Ken Houston</b> and <b>Pat Riffin</b> from Calgary for <b>Howard Walker</b> , <b>George White</b> , a 6th round pick in the 1982 Entry Draft ( <b>Mats Kihlstrom</b> ), a 3rd round pick in the 1983 Entry Draft ( <b>Parry Berezan</b> ), and a 2nd round pick in the 1984 Entry Draft ( <b>Paul Ranheim</b> ).
June 9, 1982	Caps acquired <b>Alan Haworth</b> and a 3rd round pick ( <b>Milan Novy</b> ) in the 1982 Entry Draft from Buffalo for a 2nd round pick ( <b>Mike Anderson</b> ) and a 4th round pick ( <b>Timo Jutila</b> ) in the 1982 Entry Draft.
August 4, 1982	Caps acquired <b>Robbie Moore</b> and a 11th round pick in the 1983 Entry Draft ( <b>Anders Huss</b> ) from Minnesota for <b>Wes Jarvis</b> and <b>Rollie Boutin</b> .
August 28, 1982	Caps acquired <b>Ted Bulley</b> and <b>Dave Hutchinson</b> from Chicago for a 6th round choice in the 1983 Entry Draft ( <b>Jari Torkki</b> ) and a 5th round pick in the 1984 Entry Draft ( <b>Darin Sceviour</b> ).
September 9, 1982	Caps traded <b>Mike Palmateer</b> to Toronto for cash.
September 9, 1982	Caps acquired <b>Rod Langway</b> , <b>Craig Laughlin</b> , <b>Doug Jarvis</b> and <b>Brian Engblom</b> from Montreal for <b>Ryan Walter</b> and <b>Rick Green</b> .
October 4, 1982	Caps released <b>Dave Hutchinson</b> in waiver draft to New Jersey.
April 5, 1983	Caps signed <b>Bryan Erickson</b> .
June 8, 1983	Caps acquired <b>Dave Christian</b> from Winnipeg for a 1st round pick in the 1983 Entry Draft ( <b>Bobby Dollas</b> ).
July 5, 1983	Caps acquired a 2nd round pick in the 1984 Entry Draft ( <b>Stephen Leach</b> ) from Minnesota for <b>Dennis Maruk</b> .
October 3, 1983	Caps acquired <b>Greg C. Adams</b> from Hartford for <b>Torrie Robertson</b> .
October 6, 1983	Caps acquired <b>Dave Shand</b> from Toronto for <b>Lee Norwood</b> .
October 18, 1983	Caps acquired <b>Larry Murphy</b> from Los Angeles for <b>Brian Engblom</b> and <b>Ken Houston</b> .
November 17, 1983	Caps claimed <b>Gary McAdam</b> off waivers from New Jersey.
January 18, 1984	Caps traded rights to <b>Gary McAdam</b> to New Jersey for cash.
February 21, 1984	Caps signed <b>Bob Mason</b> .
February 21, 1984	Caps signed <b>Gary Sampson</b> .
March 6, 1984	Caps acquired a 4th round pick in the 1985 Entry Draft ( <b>Larry Shaw</b> ) from Edmonton for <b>Risto Jalo</b> .
March 29, 1984	Caps signed <b>Andre Hidi</b> .
July 11, 1984	Caps signed <b>Marc Chorney</b> .
July 17, 1984	Caps signed <b>Paul Gardner</b> .
August 7, 1984	Caps signed <b>Mike McEwen</b> .
August 17, 1984	Caps signed <b>Graeme Nicolson</b> .
March 12, 1985	Caps acquired <b>Mark Taylor</b> from Pittsburgh for <b>Jim McGeough</b> .
March 12, 1985	Caps acquired <b>David Jensen</b> from Hartford for <b>Dean Evason</b> and <b>Peter Sidorkiewicz</b> .
June 25, 1985	Caps signed <b>Grant Jennings</b> .
August 6, 1985	Caps signed <b>Grant Martin</b> .
September 9, 1985	Caps acquired <b>Daryl Evans</b> from Los Angeles for <b>Glen Currie</b> .
October 7, 1985	Caps claimed <b>Dwight Schofield</b> in Waiver Draft from St. Louis.
October 31, 1985	Caps acquired <b>Bruce Shoebottom</b> from Los Angeles for <b>Bryan Erickson</b> .
November 14, 1985	Caps acquired <b>Pete Peeters</b> from Boston for <b>Pat Riffin</b> .
December 6, 1985	Caps acquired <b>Jorgen Petterson</b> from Hartford for <b>Doug Jarvis</b> .
March 10, 1986	Caps acquired <b>John Barrett</b> and <b>Greg Smith</b> from Detroit for <b>Darren Veitch</b> .
March 10, 1986	Caps acquired a 3rd round pick in the 1986 Entry Draft ( <b>Shawn Simpson</b> ) from Quebec for <b>Peter Andersson</b> .
October 6, 1986	Caps claimed <b>John Blum</b> in Waiver Draft from Boston.
October 8, 1986	Caps traded <b>Dwight Schofield</b> to Pittsburgh for cash.
January 1, 1987	Caps acquired <b>Bob Crawford</b> , <b>Kelly Miller</b> and <b>Mike Ridley</b> from NY Rangers for <b>Bob Carpenter</b> and a 2nd round pick in the 1989 Entry Draft ( <b>Jason Prosofsky</b> ).
February 14, 1987	Caps acquired <b>Garry Galley</b> from Los Angeles for <b>Al Jensen</b> .

# All-Time Transactions

DATE	TRANSACTION
May 22, 1987	Caps signed <b>Robin Bawa</b> .
June 1, 1987	Caps acquired a 7th round pick in the 1988 Entry Draft ( <b>Brad Schlegal</b> ) from Boston for <b>John Blum</b> .
June 13, 1987	Caps acquired <b>Clint Malarchuk</b> and <b>Dale Hunter</b> from Quebec for <b>Gaetan Duchesne</b> , <b>Alan Haworth</b> and a 1st round pick in the 1987 Entry Draft ( <b>Joe Sakic</b> ).
August 27, 1987	Caps acquired <b>Peter Sundstrom</b> from NY Rangers for a 5th round pick ( <b>Martin Bergeron</b> ) in the 1988 Entry Draft.
October 9, 1987	Caps signed <b>Mike Richard</b> .
December 11, 1987	Caps acquired Montreal's 2nd round pick in the 1988 Entry Draft (previously acquired, <b>Wade Bartley</b> ) from St. Louis for <b>Paul Cavallini</b> .
February 9, 1988	Caps acquired <b>Grant Ledyard</b> from Los Angeles for <b>Craig Laughlin</b> .
February 22, 1988	Caps traded <b>John Barrett</b> to Minnesota for future considerations.
March 1, 1988	Caps signed <b>Chris Felix</b> .
June 6, 1988	Caps signed <b>Shawn Cronin</b> .
July 6, 1988	Caps acquired <b>Neil Sheehy</b> and <b>Mike Millar</b> from Hartford for <b>Grant Jennings</b> and <b>Ed Kastelic</b> .
July 22, 1988	Caps acquired the rights to <b>Geoff Courtnall</b> from Edmonton for <b>Greg C. Adams</b> .
October 19, 1988	Caps acquired <b>Rob Whistle</b> from St. Louis for a 6th round pick in the 1989 Entry Draft ( <b>Derek Frenette</b> ).
November 1, 1988	Caps acquired <b>Don Beaupre</b> from Minnesota for <b>Claudio Scremin</b> .
January 23, 1989	Caps acquired <b>Kent Carlson</b> from from Winnipeg for future considerations.
February 28, 1989	Caps signed <b>Doug Wickenheiser</b> .
March 6, 1989	Caps acquired <b>Scot Kleinendorst</b> from Hartford for <b>Jim Thompson</b> .
March 7, 1989	Caps acquired <b>Calle Johansson</b> and a 2nd round pick in the 1989 Entry Draft ( <b>Byron Dafeo</b> ) from Buffalo for <b>Clint Malarchuk</b> , <b>Grant Ledyard</b> and a 6th round pick in the 1989 Entry Draft ( <b>Brian Holzinger</b> ).
March 7, 1989	Caps acquired <b>Dino Ciccarelli</b> and <b>Bob Rouse</b> from Minnesota for <b>Mike Gartner</b> and <b>Larry Murphy</b> .
June 1, 1989	Caps acquired <b>Mark Ferner</b> from Buffalo for <b>Scott McCrory</b> .
June 17, 1989	Caps acquired <b>Bob Mason</b> from Quebec for future considerations.
June 17, 1989	Caps acquired <b>Alan May</b> from Los Angeles for a 5th round pick in the 1989 Entry Draft ( <b>Thomas Newman</b> ).
June 19, 1989	Caps acquired a 10th round pick in the 1991 Entry Draft ( <b>Rob Leask</b> ) from New Jersey for <b>Peter Sundstrom</b> .
June 29, 1989	Caps acquired a 5th round pick in the 1990 Entry Draft ( <b>Mark Ouimet</b> ) from Toronto for <b>Lou Franschetti</b> .
July 25, 1989	Caps signed <b>Brian Tutt</b> .
August 21, 1989	Caps signed <b>Kent Paynter</b> .
September 28, 1989	Caps acquired <b>Alain G. Cote</b> from Boston for <b>Bobby Gould</b> .
October 2, 1989	Caps claimed <b>Nick Kypreos</b> in Waiver Draft from Philadelphia.
October 2, 1989	Caps acquired <b>Alfie Turcotte</b> from Boston for <b>Mike Millar</b> .
December 13, 1989	Caps acquired <b>Bob Joyce</b> from Boston for <b>Dave Christian</b> .
January 5, 1990	Caps acquired <b>John Tucker</b> from Buffalo for future considerations.
March 6, 1990	Caps acquired <b>Mike Liut</b> from Hartford for <b>Yvon Corriveau</b> .
June 22, 1990	Caps acquired <b>Marc Deschamps</b> from Montreal for <b>Alain G. Cote</b> .
July 3, 1990	Caps traded <b>John Tucker</b> to Buffalo for cash.
July 3, 1990	Caps signed <b>Ken Lovsin</b> .
July 13, 1990	Caps acquired <b>Peter Zezel</b> and <b>Mike Lalor</b> from St. Louis for <b>Geoff Courtnall</b> .
July 16, 1990	Caps lost restricted free agent <b>Scott Stevens</b> to St. Louis in exchange for five 1st round draft picks (1991- <b>Trevor Halverson</b> , 1992- <b>Sergei Gonchar</b> , 1993- <b>Brendan Witt</b> , 1994-traded to Toronto, <b>Eric Fichaud</b> , 1995- <b>Miika Elomo</b> ).
September 30, 1990	Caps acquired <b>Dave Tippett</b> from Hartford for a 6th round pick in the 1992 Entry Draft ( <b>Jarrett Reid</b> ).
September 30, 1990	Caps acquired <b>Shawn Anderson</b> from Buffalo for <b>Bill Houlder</b> .
October 1, 1990	Caps released <b>Shawn Anderson</b> on waivers to Quebec.
October 3, 1990	Caps acquired <b>Joel Quenneville</b> from Hartford for cash.
January 16, 1991	Caps acquired <b>Al Iafrate</b> from Toronto for <b>Peter Zezel</b> and <b>Bob Rouse</b> .
January 24, 1991	Caps acquired <b>Paul Fenton</b> and <b>John Kordic</b> from Toronto for a 5th round pick in the 1991 Entry Draft ( <b>Alexei Kuashov</b> ).
January 24, 1991	Caps acquired <b>Ken Sabourin</b> from Calgary for <b>Paul Fenton</b> .
March 5, 1991	Caps acquired <b>Bobby Reynolds</b> from Toronto for <b>Rob Mendel</b> .
May 21, 1991	Caps acquired <b>Craig Duncanson</b> , <b>Brent Hughes</b> and <b>Simon Wheeldon</b> from Winnipeg for <b>Bob Joyce</b> , <b>Tyler Larter</b> and <b>Kent Paynter</b> .
May 30, 1991	Caps lost <b>Rob Murray</b> to Minnesota in Expansion Draft.
June 21, 1991	Caps acquired <b>Shawn Chambers</b> from Minnesota for <b>Steve Maltais</b> and <b>Trent Klatt</b> .
June 21, 1991	Caps acquired <b>Randy Burridge</b> from Boston for <b>Stephen Leach</b> .
June 22, 1991	Caps acquired Toronto's 2nd round pick in the 1991 Entry Draft (previously acquired, <b>Eric Lavigne</b> ) from Quebec for <b>Mikhail Tatarinov</b> .
July 31, 1991	Caps traded <b>Robin Bawa</b> to Vancouver for cash.
September 8, 1991	Caps acquired <b>Sylvain Cote</b> from Hartford for a 2nd round pick in the 1992 Entry Draft ( <b>Andrei Nikolishin</b> ).
October 23, 1991	Caps acquired <b>Shawn Anderson</b> from Winnipeg for future considerations.
February 24, 1992	Caps acquired <b>John Byce</b> and <b>Dennis Smith</b> from Boston for <b>Brent Hughes</b> and future considerations.
February 27, 1992	Caps traded <b>Mark Ferner</b> to Toronto for future considerations.
March 2, 1992	Caps acquired <b>Paul MacDermid</b> from Winnipeg for <b>Mike Lalor</b> .
June 15, 1992	Caps acquired <b>Mark Hunter</b> and future considerations ( <b>Yvon Corriveau</b> ) from Hartford for <b>Nick Kypreos</b> .
June 16, 1992	Caps signed <b>Steve Weeks</b> .
June 18, 1992	Caps lost <b>Shawn Chambers</b> to Tampa Bay in Expansion Draft.
June 18, 1992	Caps lost <b>Tim Bergland</b> to Tampa Bay in Expansion Draft.
June 20, 1992	Caps acquired <b>Kevin Miller</b> from Detroit for <b>Dino Ciccarelli</b> .
June 30, 1992	Caps signed <b>Bob Carpenter</b> .
August 13, 1992	Caps traded <b>Steve Weeks</b> to Ottawa for future considerations.
October 1, 1992	Caps acquired <b>Pat Elynuik</b> from Winnipeg for <b>John Druce</b> and Toronto's 4th round pick in the 1993 Entry Draft (previously acquired).
October 4, 1992	Caps released <b>Yvon Corriveau</b> on waivers to San Jose.
November 2, 1992	Caps acquired <b>Paul Cavallini</b> from St. Louis for <b>Kevin Miller</b> .
December 16, 1992	Caps traded <b>Ken Sabourin</b> to Calgary for future considerations.



# All-Time Transactions

DATE	TRANSACTION
January 23, 1993	Caps acquired <b>Eric Murano</b> from Vancouver for Tim Taylor.
March 22, 1993	Caps acquired <b>Rick Tabaracci</b> from Winnipeg for <b>Jim Hrivnak</b> and a 2nd round pick in the 1993 Entry Draft ( <b>Alexei Budayev</b> ).
June 15, 1993	Caps acquired <b>Kevin Kaminski</b> from Quebec for <b>Mark Matier</b> .
June 20, 1993	Caps acquired <b>Mike Hough</b> from Quebec for <b>Reggie Savage</b> and <b>Paul MacDermid</b> .
June 20, 1993	Caps traded <b>Paul Cavallini</b> to Dallas for future considerations ( <b>Enrico Ciccone</b> , June 25, 1993).
June 24, 1993	Caps lost <b>Mike Hough</b> to Florida in Expansion Draft.
June 26, 1993	Caps acquired <b>Craig Berube</b> from Calgary for a 5th round pick in the 1993 Entry Draft ( <b>Darryl Lafrance</b> ).
June 26, 1993	Caps acquired a 7th round pick in the 1993 Entry Draft ( <b>Andrew Brunette</b> ) from Calgary for <b>Brad Schlegel</b> .
July 27, 1993	Caps signed <b>Keith Acton</b> .
August 3, 1993	Caps signed <b>Dave Poulin</b> .
August 5, 1993	Caps signed <b>Todd Nelson</b> .
October 21, 1993	Caps signed <b>Brian Curran</b> .
October 22, 1993	Caps traded <b>Pat Elynuik</b> to Tampa Bay for future considerations.
October 22, 1993	Caps released <b>Keith Acton</b> on waivers to the NY Islanders.
March 19, 1994	Caps claimed <b>Tim Bergland</b> off waivers from Tampa Bay.
March 21, 1994	Caps acquired <b>Jim Johnson</b> from Dallas for Alan May and a 7th round pick in the 1995 Entry Draft ( <b>Jeff Dewar</b> ).
March 21, 1994	Caps acquired <b>Joe Reekie</b> from Tampa Bay for <b>Enrico Ciccone</b> , a 3rd round pick in the 1994 Entry Draft (later traded to Anaheim, <b>Craig Reichert</b> ) and future considerations.
March 21, 1994	Caps acquired <b>Joe Juneau</b> from Boston for <b>Al Iafrate</b> .
June 28, 1994	Caps acquired <b>Rob Pearson</b> and Philadelphia's 1st round pick (previously acquired, <b>Nolan Baumgartner</b> ) in the 1994 Entry Draft from Toronto for <b>Mike Ridley</b> and St. Louis' 1st round pick in the 1994 Entry Draft (previously acquired, <b>Eric Fichaud</b> ).
January 18, 1995	Caps acquired a 5th round pick ( <b>Benoit Gratton</b> ) in the 1995 Entry Draft from Ottawa for <b>Don Beaupre</b> .
January 18, 1995	Caps acquired <b>Mark Tinordi</b> and <b>Rick Mrozik</b> from Dallas for <b>Kevin Hatcher</b> .
February 4, 1995	Caps signed <b>Steve Poapst</b> .
February 10, 1995	Caps acquired <b>Warren Rychel</b> from Los Angeles for <b>Randy Burridge</b> .
February 10, 1995	Caps acquired a 4th round pick in the 1995 Entry Draft ( <b>Sebastien Charpentier</b> ) from Toronto for <b>Warren Rychel</b> .
April 7, 1995	Caps acquired a 5th round pick in the 1995 Entry Draft ( <b>Joel Cort</b> ) from Calgary for <b>Rick Tabaracci</b> .
April 7, 1995	Caps acquired <b>Mike Eagles</b> and <b>Igor Ulanov</b> from Winnipeg for 3rd (later traded to Dallas, <b>Sergei Gusev</b> ) and 5th round picks ( <b>Brian Elder</b> ) in the 1995 Entry Draft.
July 8, 1995	Caps acquired a 1st round pick ( <b>Alexander Volchkov</b> ) and a 4th round pick ( <b>Justin Davis</b> ) in the 1996 Entry Draft from Los Angeles for <b>Dmitri Khristich</b> and <b>Byron Dafoe</b> .
July 12, 1995	Caps acquired Philadelphia's 3rd round pick in the 1996 Entry Draft (previously acquired, <b>Shawn McNeil</b> ) from Colorado for <b>John Slaney</b> .
July 14, 1995	Caps acquired <b>Mike Torchia</b> from Dallas for cash.
September 8, 1995	Caps signed <b>Frank Bialowas</b> .
September 25, 1995	Caps signed <b>Ron Tugnutt</b> .
October 17, 1995	Caps acquired a 3rd round pick in the 1996 Entry Draft ( <b>Dave Weninger</b> ) from Chicago for <b>Igor Ulanov</b> .
November 16, 1995	Caps acquired <b>Eric Charron</b> from Tampa Bay for a 7th round pick in the 1997 Entry Draft ( <b>Eero Somervuori</b> ).
January 29, 1996	Caps acquired <b>Denis Chasse</b> from St. Louis for <b>Rob Pearson</b> .
February 15, 1996	Caps acquired <b>Stewart Malgunas</b> from Winnipeg for <b>Denis Chasse</b> .
March 8, 1996	Caps acquired <b>Todd Krygier</b> from Anaheim for <b>Mike Torchia</b> .
May 21, 1996	Caps acquired <b>Michel Picard</b> from Ottawa for cash.
July 12, 1996	Caps signed <b>Daniel Laperriere</b> .
July 18, 1996	Caps traded <b>Frank Bialowas</b> to Philadelphia for future considerations.
July 22, 1996	Caps signed <b>Phil Housley</b> .
August 27, 1996	Caps signed <b>Robb Stauber</b> .
November 2, 1996	Caps acquired <b>Curtis Leschyshyn</b> and <b>Chris Simon</b> from Colorado for <b>Keith Jones</b> and a 1st round pick in the 1998 Entry Draft ( <b>Scott Parker</b> ).
November 9, 1996	Caps acquired <b>Andrei Nikolishin</b> from Hartford for <b>Curtis Leschyshyn</b> .
March 1, 1997	Caps acquired <b>Bill Ranford</b> , <b>Adam Oates</b> and <b>Rick Tocchet</b> from Boston for <b>Jason Allison</b> , <b>Jim Carey</b> , <b>Anson Carter</b> and a 3rd round pick in the 1997 Entry Draft ( <b>Lee Goren</b> ).
March 17, 1997	Caps signed <b>Ryan Mulhern</b> .
August 20, 1997	Caps signed <b>Mike O'Neill</b> .
August 20, 1997	Caps signed <b>Mark Major</b> .
September 4, 1997	Caps acquired a 7th round pick in the 1998 Entry Draft ( <b>Nathan Forster</b> ) from Calgary for <b>Eric Charron</b> .
October 1, 1997	Caps signed <b>Jan Benda</b> .
October 10, 1997	Caps acquired a 5th round pick in the 1998 Entry Draft ( <b>Erik Wendell</b> ) from Chicago for <b>Martin Gendron</b> and a 6th round pick in the 1998 Entry Draft ( <b>Jonathan Pelletier</b> ).
August 20, 1997	Caps signed <b>Stephane Beauregard</b> .
November 19, 1997	Caps claimed <b>Jeff Toms</b> off waivers from Tampa Bay.
March 9, 1998	Caps acquired <b>Esa Tikkanen</b> from Florida for <b>Dwayne Hay</b> and future considerations.
March 21, 1998	Caps signed <b>Brian Bellows</b> .
March 24, 1998	Caps acquired <b>Jeff Brown</b> from Toronto for <b>Sylvain Cote</b> .
June 18, 1998	Caps acquired a 3rd round pick in the 1998 Entry Draft ( <b>Todd Hornung</b> ) and a 2nd round pick in the 1999 Entry Draft from Tampa Bay for <b>Bill Ranford</b> .
June 26, 1998	Caps lost <b>Andrew Brunette</b> to Nashville in Expansion Draft.
July 14, 1998	Caps signed <b>Dmitri Mironov</b> .
July 21, 1998	Caps released <b>Phil Housley</b> on waivers to Calgary.
October 15, 1998	Caps acquired <b>James Black</b> from Chicago for a conditional pick (later re-acquired) in the 1999 Entry Draft.
October 16, 1998	Caps acquired <b>Tom Chorske</b> and an 8th round pick ( <b>Maxim Orlov</b> ) in the 1999 Entry Draft from NY Islanders for a 6th round pick ( <b>Bjorn Melin</b> ) in the 1999 Entry Draft.
December 28, 1998	Caps acquired <b>Enrico Ciccone</b> from Tampa Bay for cash.
February 3, 1999	Caps acquired <b>Barrie Moore</b> from Edmonton for <b>Brad Church</b> .
March 18, 1999	Caps traded <b>Brad Shaw</b> and a pick in the 1999 Entry Draft to St. Louis for a pick in the 1999 Entry Draft.

# All-Time Transactions

DATE	TRANSACTION
March 22, 1999	Caps acquired a 7th round pick and a 9th round pick in the 1999 Entry Draft from Calgary for <b>Tom Chorske</b> .
March 22, 1999	Caps acquired <b>Alexei Tezikov</b> and future considerations from Buffalo for <b>Joe Juneau</b> and a 3rd round pick in the 1999 Entry Draft ( <b>Tim Preston</b> ).
March 23, 1999	Caps traded <b>Dale Hunter</b> to Colorado for an optional pick in the 1999 or 2000 Entry Draft.
March 23, 1999	Caps traded <b>Craig Berube</b> to Philadelphia for cash.
March 30, 1999	Caps signed <b>Jeff Halpern</b> .
June 21, 1999	Caps acquired <b>Jeff Nelson</b> from Nashville for future considerations.
June 25, 1999	Caps lost <b>Mark Tinordi</b> to Atlanta in Expansion Draft.
July 16, 1999	Caps acquired <b>Craig Billington</b> from Colorado for future considerations.
July 20, 1999	Caps signed <b>Glen Metropolit</b> .
July 21, 1999	Caps signed <b>Ulf Dahlen</b> .
July 27, 1999	Caps signed <b>Joe Sacco</b> .
August 9, 1999	Caps signed <b>Jamie Huscroft</b> .
August 18, 1999	Caps acquired <b>Steve Shirreffs</b> from Calgary for <b>Benoit Gratton</b> .
September 27, 1999	Caps claimed <b>Ken Sutton</b> in Waiver Draft from New Jersey.
October 5, 1999	Caps traded <b>Ken Sutton</b> to New Jersey for future considerations.
January 17, 2000	Caps acquired a 7th round pick in the 2000 Entry Draft (later traded to Los Angeles, <b>Evgeny Federov</b> and a 3rd round pick in the 2001 Entry Draft (later traded to Toronto, <b>Brendan Bell</b> ) from Tampa Bay for <b>Jaroslav Svejksky</b> .
January 18, 2000	Caps claimed <b>Terry Yake</b> off waivers from St. Louis.
January 20, 2000	Caps claimed <b>Jim McKenzie</b> off waivers from Anaheim.
February 3, 2000	Caps traded <b>Stewart Malgunas</b> to Nashville for future considerations.
February 4, 2000	Caps traded <b>Alexandre Volchkov</b> to Edmonton for future considerations.
February 10, 2000	Caps claimed <b>Joe Murphy</b> off waivers from Boston.
June 2, 2000	Caps acquired <b>Stephen Peat</b> from Anaheim for a 4th round pick in the 2000 Entry Draft ( <b>Jonas Ronnqvist</b> ).
June 23, 2000	Caps lost <b>Barrie Moore</b> to Columbus in Expansion Draft.
June 23, 2000	Caps lost <b>Oleg Orehovsky</b> to Minnesota in Expansion Draft.
June 24, 2000	Caps acquired a 2nd round pick in the 2000 Entry Draft ( <b>Matt Pettinger</b> ) from Calgary for <b>Miika Elomo</b> .
July 6, 2000	Caps signed <b>Sylvain Cote</b> .
July 7, 2000	Caps signed <b>Craig Berube</b> .
July 21, 2000	Caps acquired <b>Remi Royer</b> from Chicago for <b>Nolan Baumgartner</b> .
July 21, 2000	Caps signed <b>Todd Rohloff</b> .
November 1, 2000	Caps signed <b>Corey Hirsch</b> .
November 29, 2000	Caps acquired <b>Derek Bekar</b> from St. Louis for <b>Mike Peluso</b> .
December 11, 2000	Caps acquired <b>Dmitri Khristich</b> from Toronto for a 3rd round pick in the 2001 Entry Draft ( <b>Brendan Bell</b> ).
January 11, 2001	Caps traded <b>Craig Berube</b> to NY Islanders for a 9th round pick in the 2001 Entry Draft ( <b>Robert Muller</b> ).
February 1, 2001	Caps acquired <b>Brantt Myhres</b> from Nashville for future considerations.
March 3, 2001	Caps acquired <b>David Emma</b> from Florida for <b>Remi Royer</b> .
March 13, 2001	Caps acquired <b>Trevor Linden</b> , <b>Dainius Zubrus</b> and a 2nd round pick in the 2001 Entry Draft (later traded to Tampa Bay, <b>Andreas Holmqvist</b> ) from Montreal for <b>Jan Bulis</b> , <b>Richard Zednik</b> and a 1st round pick in the 2001 Entry Draft ( <b>Alexander Perezhogin</b> ).
March 13, 2001	Caps acquired <b>Jason Marshall</b> from Anaheim for <b>Alexei Tezikov</b> and a 4th round pick in the 2001 Entry Draft ( <b>Brandon Rogers</b> ).
March 13, 2001	Caps acquired <b>Dean Melanson</b> from Philadelphia for <b>Matt Herr</b> .
May 3, 2001	Caps signed <b>Martin Hlinka</b> .
July 11, 2001	Caps acquired <b>Jaromir Jagr</b> and <b>Frantisek Kucera</b> from Pittsburgh for <b>Kris Beech</b> , <b>Ross Lupaschuk</b> , <b>Michal Sivek</b> and future considerations.
August 1, 2001	Caps signed <b>Peter Ferraro</b> .
August 22, 2001	Caps acquired <b>Chris Ferraro</b> from New Jersey for future considerations.
October 20, 2001	Caps claimed <b>Glen Metropolit</b> off waivers from Tampa Bay.
November 10, 2001	Caps acquired a 1st round choice in the 2002 draft and a 3rd round choice in 2003 from Vancouver for <b>Trevor Linden</b> and a 2nd round choice in either 2002 or 2003.
January 8, 2002	Caps signed <b>Colin Forbes</b> .
January 17, 2002	Caps acquired a 4th round choice in the 2002 draft from Chicago for <b>Joe Reekie</b> .
January 29, 2002	Caps claimed <b>Ivan Ciernik</b> off waivers from Ottawa.
February 1, 2002	Caps claimed <b>Trent Whitfield</b> off waivers from NY Rangers.
March 19, 2002	Caps claimed <b>Benoit Hogue</b> off waivers from Boston.
March 19, 2002	Caps acquire <b>Maxime Ouellet</b> and 1st, 2nd and 3rd round choices in the 2002 draft from Philadelphia for <b>Adam Oates</b> .
July 1, 2002	Caps signed <b>Robert Lang</b> .
July 9, 2002	Caps signed <b>Kip Miller</b> and <b>Dwayne Zinger</b> .
September 13, 2002	Caps signed <b>Jason Doig</b> .
October 2, 2002	Caps claimed <b>Alex Henry</b> off waivers from Edmonton.
October 15, 2002	Caps claimed <b>Andreas Salomonsson</b> off waivers from New Jersey.
November 1, 2002	Caps acquired <b>Michael Nylander</b> and a 3rd round choice in 2003 for <b>Andrei Nikolishin</b> and <b>Chris Simon</b> .
December 16, 2002	Caps acquired <b>Josef Boumedienne</b> from Ottawa in exchange for <b>Dean Melanson</b> .
January 15, 2003	Caps claimed <b>Josh Green</b> of waivers from the NY Rangers.
January 15, 2003	Caps acquired <b>Joel Kwiatkowski</b> from Ottawa for future considerations.
March 11, 2003	Caps acquired <b>Sergei Berezin</b> from Chicago for a 4th round choice in the 2004 Entry Draft.
July 1, 2003	Caps acquired <b>Dmitry Yushkevich</b> from Philadelphia in exchange for a 7th round pick in the 2004 Entry Draft.
July 14, 2003	Caps acquired <b>Alexander Riazantsev</b> from Nashville in exchange for <b>Mike Farrell</b> .
July 14, 2003	Caps signed <b>Andrej Podkonicky</b> and <b>Garret Stroshein</b> .
July 18, 2003	Caps signed <b>John Gruden</b> .
August 18, 2003	Caps signed <b>Francois Methot</b> .
September 5, 2003	Caps signed <b>Darcy Verot</b> .
October 3, 2003	Caps claimed <b>Denis Hamel</b> from Ottawa and <b>Brian Willsie</b> from Colorado in the Waiver Draft.

# All-Time Transactions

DATE	TRANSACTION
October 5, 2003	Caps traded <b>Denis Hamel</b> to Ottawa for future considerations.
October 5, 2003	Caps lost <b>Glen Metropolit</b> to Ottawa in the Waiver Draft.
October 22, 2003	Caps acquired <b>Bates Battaglia</b> and <b>Jonas Johansson</b> from Colorado for <b>Steve Konowalchuk</b> and a 3rd round selection in the 2004 Entry Draft.
December 20, 2003	Caps signed <b>Colin Forbes</b> .
January 9, 2004	Caps claimed <b>Todd Rohloff</b> off waivers from Columbus.
January 23, 2004	Caps acquired <b>Anson Carter</b> from NY Rangers in exchange for <b>Jaromir Jagr</b> .
February 18, 2004	Caps acquired <b>Brooks Laich</b> and a 2nd round selection in the 2005 Entry Draft (later traded to Colorado- <b>Chris Durand</b> ) from Ottawa for <b>Peter Bondra</b> .
February 27, 2004	Caps acquired <b>Tomas Fleischmann</b> and Detroit's 1st round choice in the 2004 Entry Draft ( <b>Mike Green</b> ) and 4th round choice in the 2006 Entry Draft ( <b>Luke Lynes</b> ) for <b>Robert Lang</b> .
March 3, 2004	Caps acquired <b>Shaone Morrisson</b> and 1st ( <b>Jeff Schultz</b> ) and 2nd round ( <b>Michail Yunkov</b> ) selections in the 2004 Entry Draft from Boston for <b>Sergei Gonchar</b> .
March 4, 2004	Caps acquired a 2nd round selection in the 2006 Entry Draft ( <b>Francois Bouchard</b> ) and future considerations from Boston for <b>Michael Nylander</b> .
March 5, 2004	Caps claimed <b>Craig Johnson</b> off waivers from Toronto.
March 5, 2004	Caps claimed <b>Brad Norton</b> off waivers from Los Angeles.
March 8, 2004	Caps acquired <b>Jared Aulin</b> from Los Angeles for <b>Anson Carter</b> .
March 9, 2004	Caps acquired <b>Jakub Klepis</b> from Buffalo for <b>Mike Grier</b> .
March 9, 2004	Caps claimed <b>Jean-Luc Grand-Pierre</b> off waivers from Atlanta.
March 19, 2004	Caps signed <b>Matt Yeats</b> .
April 3, 2004	Caps signed <b>Mel Angelstad</b> .
April 26, 2004	Caps signed <b>Justin Eddy</b> .
August 2, 2004	Caps signed <b>Jeff Paul</b> .
August 24, 2004	Caps signed <b>Louis Robitaille</b> .
August 4, 2005	Caps acquired <b>Chris Clark</b> and a 7th round choice in the 2007 Entry Draft ( <b>Andrew Glass</b> ) from Calgary for a 7th round choice in the 2006 Entry Draft ( <b>Devin DiDiomete</b> ) and a 6th round choice in the 2007 Entry Draft (later traded to Colorado, <b>Jens Hellgren</b> ).
August 8, 2005	Caps signed <b>Ben Clymer</b> and <b>Miroslav Zalesak</b> .
August 9, 2005	Caps signed <b>Andrew Cassels</b> and <b>Lawrence Nycholat</b> .
August 10, 2005	Caps signed <b>Mathieu Biron</b> and <b>Ivan Majesky</b> .
August 12, 2005	Caps acquired <b>Bryan Muir</b> from Los Angeles for future considerations.
August 12, 2005	Caps signed <b>Jamie Heward</b> and <b>Boyd Kane</b> .
August 18, 2005	Caps signed <b>Matt Bradley</b> .
August 25, 2005	Caps signed <b>David Steckel</b> .
September 26, 2005	Caps acquired <b>Jeff Friesen</b> from New Jersey for a conditional pick in the 2006 Entry Draft.
October 4, 2005	Caps claimed <b>Brent Johnson</b> off waivers from Vancouver.
November 21, 2005	Caps signed <b>Joey Tenute</b> .
December 2, 2005	Caps acquired a 5th round choice in the 2006 Entry Draft (later traded to NY Rangers, <b>Tomas Zaborsky</b> ) from Vancouver for <b>Maxime Ouellet</b> .
December 28, 2005	Caps acquired <b>Colin Forbes</b> from Carolina for <b>Stephen Peat</b> .
February 3, 2006	Caps acquired <b>Doug Doull</b> from Phoenix for <b>Dwayne Zinger</b> .
March 3, 2006	Caps acquired a 2nd round choice in the 2006 Entry Draft ( <b>Keith Seabrook</b> ) from Anaheim for <b>Jeff Friesen</b> .
March 9, 2006	Caps acquired <b>Kris Beech</b> and a 1st round choice in the 2006 Entry Draft ( <b>Semyon Varlamov</b> ) from Nashville for <b>Brendan Witt</b> .
March 9, 2006	Caps claimed <b>Rico Fata</b> off waivers from Atlanta.
April 1, 2006	Caps signed <b>Jamie Hunt</b> and <b>Matt Stefanishon</b> .
July 1, 2006	Caps signed <b>Brian Pothier</b> .
July 12, 2006	Caps acquired <b>Richard Zednik</b> from Montreal for a 3rd round pick in the 2007 Entry Draft ( <b>Olivier Fortier</b> ).
July 14, 2006	Caps signed <b>Donald Brashear</b> , <b>Alexandre Giroux</b> and <b>Chad Wiseman</b> .
July 18, 2006	Caps signed <b>Quintin Laing</b> .
July 21, 2006	Caps signed <b>Peter Vandermeer</b> .
July 25, 2006	Caps signed <b>Trevor Byrne</b> .
July 26, 2006	Caps signed <b>Dean Arsene</b> .
August 8, 2006	Caps signed <b>Timo Helbling</b> and <b>Petr Taticek</b> .
September 14, 2006	Caps signed <b>John Erskine</b> .
February 1, 2007	Caps acquired <b>Milan Jurcina</b> from Boston for a 4th round choice in the 2008 Entry Draft (later traded to Calgary, <b>T.J. Brodie</b> ).
February 26, 2007	Caps acquired <b>Andy Hedlund</b> and a 6th round pick in the 2007 Entry Draft ( <b>Justin Taylor</b> ) from Ottawa for <b>Lawrence Nycholat</b> .
February 26, 2007	Caps acquired a 2nd round pick in the 2007 Entry Draft ( <b>Theo Ruth</b> ) from the New York Islanders for <b>Richard Zednik</b> .
February 27, 2007	Caps acquired <b>Jiri Novotny</b> and a 1st round pick in the 2007 Entry Draft (later traded to San Jose, <b>Nick Petrecki</b> ) from Buffalo for <b>Dainius Zubrus</b> and <b>Timo Helbling</b> .
February 27, 2007	Caps acquired a conditional pick in the 2008 Entry Draft from Los Angeles for <b>Jamie Heward</b> .
March 16, 2007	Caps signed <b>Steve Pinizzotto</b> .
March 17, 2007	Caps signed <b>Sean Collins</b> .
July 1, 2007	Caps signed <b>Tom Poti</b> and <b>Viktor Kozlov</b> .
July 2, 2007	Caps signed <b>Michael Nylander</b> .
July 5, 2007	Caps signed <b>Jame Pollock</b> and <b>Kyle Wilson</b> .
July 9, 2007	Caps signed <b>Joe Motzko</b> .
July 17, 2007	Caps signed <b>Jason Morgan</b> .
November 19, 2008	Caps acquired a 2nd round pick in the 2009 Entry Draft (later traded to Montreal, then Atlanta, <b>Jeremy Morin</b> ) from Anaheim for <b>Brian Sutherby</b> .
February 26, 2008	Caps acquired <b>Cristobal Huet</b> from Montreal for a 2nd round pick in the 2009 Entry Draft (later traded to Atlanta, <b>Jeremy Morin</b> ).
February 26, 2008	Caps acquired <b>Sergei Fedorov</b> from Columbus for <b>Theo Ruth</b> .
February 26, 2008	Caps acquired <b>Matt Cooke</b> from Vancouver for <b>Matt Pettinger</b> .
February 26, 2008	Caps acquired <b>Alexandre Giroux</b> from Atlanta for <b>Joe Motzko</b> .
March 26, 2008	Caps signed <b>Jay Beagle</b> .
June 20, 2008	Caps acquired a 1st round pick in the 2008 Entry Draft ( <b>John Carlson</b> ) from Philadelphia for <b>Steve Eminger</b> and a 3rd round pick in the 2008 Entry Draft ( <b>Jacob Deserres</b> ).
July 1, 2008	Caps signed <b>Jose Theodore</b> .
July 2, 2008	Caps signed <b>Graham Mink</b> and <b>Tyler Sloan</b> .
July 3, 2008	Caps signed <b>Keith Aucoin</b> .

# All-Time Transactions

DATE	TRANSACTION
November 28, 2008	Caps signed <b>Bryan Helmer</b> .
December 12, 2008	Caps signed <b>Brett Leonhardt</b> to an amateur tryout contract.
February 6, 2009	Caps claimed <b>Staffan Kronwall</b> off waivers from Toronto.
March 20, 2009	Caps signed <b>Trevor Bruess</b> .
March 25, 2009	Caps signed <b>Zach Miskovic</b> .
May 26, 2009	Caps signed <b>Jake Hauswirth</b> .
June 27, 2009	Caps acquired a 5th round pick ( <b>Caleb Herbert</b> ) in the 2010 Entry Draft for <b>Sami Lepisto</b> .
July 1, 2009	Caps signed <b>Mike Knuble</b> .
July 10, 2009	Caps signed <b>Brendan Morrison</b> .
July 11, 2009	Caps signed <b>Boyd Kane</b> .
July 17, 2009	Caps traded <b>Keith Seabrook</b> to Calgary for future considerations.
September 30, 2009	Pittsburgh claimed <b>Chris Bourque</b> off waivers.
December 5, 2009	Caps claimed <b>Chris Bourque</b> off waivers from Pittsburgh.
December 28, 2009	Caps acquired <b>Jason Chimera</b> from Columbus for <b>Chris Clark</b> and <b>Milan Jurcina</b> .
March 3, 2010	Caps acquired <b>Scott Walker</b> from Carolina for a 7th round pick in the 2010 Entry Draft (later traded to Philadelphia, <b>Ricard Blidstrand</b> ).
March 3, 2010	Caps acquired <b>Eric Belanger</b> from Minnesota for a 2nd round pick in the 2010 Entry Draft ( <b>Johan Larsson</b> ).
March 3, 2010	Caps acquired <b>Milan Jurcina</b> from Columbus for a conditional draft pick.
March 3, 2010	Caps acquired <b>Joe Corvo</b> from Carolina for <b>Brian Pothier</b> , <b>Oskar Osala</b> and a 2nd round pick in the 2011 Entry Draft (later traded to Calgary, <b>Tyler Wotherspoon</b> ).
April 5, 2010	Caps signed <b>Dustin Stevenson</b> .
June 26, 2010	Caps acquired a 4th round pick ( <b>Philipp Grubauer</b> ) in the 2010 Entry Draft from Toronto for a 4th round pick ( <b>Petter Granberg</b> ) and a 5th round pick ( <b>Daniel Brodin</b> ) in 2010.
July 2, 2010	Caps signed <b>Dany Sabourin</b> .
July 7, 2010	Caps signed <b>Brian Fahey</b> and <b>Kyle Greentree</b> .
July 13, 2010	Caps signed <b>Brian Willisie</b> .
July 28, 2010	Caps acquired <b>D.J. King</b> from St. Louis for <b>Stefan Della Rovere</b> .
September 21, 2010	Caps sign <b>Brandon Anderson</b> .
September 27, 2010	Caps signed <b>Matt Hendricks</b> .
October 4, 2010	Caps signed <b>Philipp Grubauer</b> .
November 30, 2010	Caps acquired <b>Scott Hannan</b> from Colorado for <b>Tomas Fleischmann</b> .
December 2, 2010	Caps sign <b>Brett Flemming</b> .
February 26, 2011	Caps claimed <b>Marco Strum</b> off waivers from Los Angeles.
February 28, 2011	Caps acquired <b>Dennis Wideman</b> from Florida for <b>Jake Hauswirth</b> and a third-round pick in the 2011 Entry Draft ( <b>Jonathan Racine</b> ).
February 28, 2011	Caps acquired <b>Jason Arnott</b> from New Jersey for <b>David Steckel</b> and a 2012 second-round pick.
March 2, 2011	Caps signed <b>Dmitry Orlov</b> .
March 19, 2011	Caps signed <b>Garrett Mitchell</b> .
June 1, 2011	Caps signed <b>Mattias Sjogren</b> .
June 2, 2011	Caps acquired <b>Taylor Steffen</b> from Nashville for a conditional draft pick in the 2013 NHL Entry Draft.
June 24, 2011	Caps acquired <b>Troy Brouwer</b> from Chicago for a 1st round pick in the 2011 Entry Draft ( <b>Phillip Danault</b> ).
July 1, 2011	Caps signed <b>Jeff Halpern</b> .
July 1, 2011	Caps signed <b>Ryan Potulny</b> .
July 1, 2011	Caps acquired a 1st round pick in the 2012 Entry Draft ( <b>Filip Forsberg</b> ) and Boston's 2nd round pick in the 2012 Entry Draft (traded to Dallas; Mike Winther) from Colorado for <b>Semyon Varlamov</b> .
July 1, 2011	Caps signed <b>Joel Ward</b> .
July 1, 2011	Caps signed <b>Roman Hamrlík</b> .
July 2, 2011	Caps signed <b>Tomas Vokoun</b> .
July 2, 2011	Caps signed <b>Chris Bourque</b> .
July 4, 2011	Caps signed <b>Danny Richmond</b> .
July 6, 2011	Caps signed <b>Troy Brouwer</b> .
July 8, 2011	Acquired <b>Danick Paquette</b> and 4th round pick in the 2012 Entry Draft ( <b>Thomas Di Pauli</b> ) from Winnipeg for <b>Eric Fehr</b> .
July 11, 2011	Caps signed <b>Christian Hanson</b> .
July 14, 2011	Caps signed <b>Jacob Micflikier</b> .
August 24, 2011	Caps signed <b>Stanislav Galiev</b> .
November 8, 2011	Caps acquired <b>Tomas Kundratak</b> from the New York Rangers for <b>Francois Bouchard</b> .
January 30, 2012	Caps signed <b>Joel Rechlicz</b> .
February 2, 2012	Caps acquired <b>Kevin Marshall</b> from Philadelphia for <b>Matt Ford</b> .
February 2, 2012	Caps acquired <b>Mike Carman</b> from Colorado for <b>Danny Richmond</b> .
March 27, 2012	Caps signed <b>Cameron Schilling</b> .
May 26, 2012	Caps acquired <b>Zach Hamill</b> from Boston for <b>Chris Bourque</b> .
June 6, 2012	Caps acquired a 7th round pick in the 2012 Entry Draft ( <b>Sergey Kostenko</b> ) from Pittsburgh for <b>Tomas Vokoun</b> .
June 22, 2012	Caps acquired <b>Mike Ribeiro</b> from Dallas for <b>Cody Eakin</b> and a 2nd round pick in the 2012 NHL Draft ( <b>Mike Winther</b> ).
June 27, 2012	Caps acquired a 5th round pick in the 2013 NHL Draft and <b>Jordan Henry</b> from Calgary for <b>Dennis Wideman</b> .
July 2, 2012	Caps signed <b>Garrett Stafford</b> .
July 2, 2012	Caps signed <b>Joey Crabb</b> .
July 3, 2012	Caps signed <b>Jack Hillen</b> .
July 7, 2012	Caps signed <b>Ryan Stoa</b> .
July 11, 2012	Caps signed <b>Wojtek Wolski</b> .
July 13, 2012	Caps signed <b>Filip Forsberg</b> .
July 14, 2012	Caps signed <b>Matt Clackson</b> .
July 19, 2012	Caps signed <b>Tom Wilson</b> .

# All-Time Record vs. NHL Franchises

TEAM	GP	W	L	T	OT	PTS	PCT	GF	GA
Anaheim	25	11	12	1	1	24	.480	66	76
Boston	139	45	65	21	8	119	.428	384	472
Buffalo	140	42	80	15	3	102	.364	363	509
Calgary	85	32	40	13	0	77	.453	267	310
Carolina	144	77	46	14	7	175	.608	451	393
Chicago	87	36	39	11	1	84	.483	282	300
Colorado	73	35	28	9	1	80	.548	264	224
Columbus	14	9	3	1	1	20	.714	45	39
Dallas	87	29	41	16	1	75	.431	247	304
Detroit	101	40	43	16	2	98	.485	332	330
Edmonton	64	31	27	6	0	68	.531	226	230
Florida	104	52	36	9	7	120	.577	302	265
Los Angeles	100	34	53	13	0	81	.405	346	384
Minnesota	12	5	6	0	1	11	.458	24	23
Montreal	147	60	67	17	3	140	.476	377	478
Nashville	17	10	6	1	0	21	.618	44	43
New Jersey	186	92	70	13	11	208	.559	613	547
NY Islanders	190	93	81	13	3	202	.532	603	635
NY Rangers	194	91	79	18	6	206	.531	675	665
Ottawa	75	37	30	5	3	82	.547	240	237
Philadelphia	191	72	96	19	4	167	.437	574	664
Phoenix	67	29	25	12	1	71	.530	243	211
Pittsburgh	197	88	87	16	6	198	.503	710	722
St. Louis	87	37	37	12	1	87	.500	286	301
San Jose	31	9	20	1	1	20	.323	78	100
Tampa Bay	106	65	29	6	6	142	.670	361	270
Toronto	126	61	50	10	5	137	.544	437	433
Vancouver	85	39	36	9	1	88	.518	272	277
Winnipeg	74	38	24	5	7	88	.595	237	216

## HOME

	GP	W	L	T	OT	PTS	PCT.
Anaheim	13	6	6	0	1	13	.500
Boston	69	24	29	12	4	64	.464
Buffalo	70	22	37	9	2	55	.393
Calgary	44	23	15	6	0	52	.591
Carolina	71	43	21	4	3	93	.655
Chicago	44	23	15	5	1	52	.592
Colorado	36	19	12	4	1	43	.597
Columbus	6	3	1	1	1	8	.667
Dallas	42	16	17	8	1	41	.489
Detroit	50	24	21	5	0	53	.530
Edmonton	32	20	10	2	0	42	.656
Florida	52	28	14	5	5	66	.635
Los Angeles	49	19	23	7	0	45	.459
Minnesota	6	5	1	0	0	10	.833
Montreal	73	35	28	9	1	80	.548
Nashville	8	6	2	0	0	12	.750
New Jersey	93	54	27	6	6	120	.645
NY Islanders	95	48	34	11	2	109	.574
NY Rangers	98	51	34	9	4	115	.587
Ottawa	38	22	11	4	1	49	.645
Philadelphia	94	40	40	13	1	94	.500
Phoenix	34	20	8	5	1	46	.676
Pittsburgh	100	51	34	9	4	115	.575
St. Louis	43	23	16	4	0	50	.581
San Jose	16	6	9	0	1	13	.406
Tampa Bay	53	35	11	4	3	77	.726
Toronto	64	38	20	4	2	82	.641
Vancouver	43	23	16	4	0	50	.581
Winnipeg	37	23	8	3	4	51	.689

## AWAY

	GP	W	L	T	OT	PTS	PCT.
Anaheim	12	5	6	1	0	11	.458
Boston	70	21	36	9	4	55	.393
Buffalo	70	20	43	6	1	47	.336
Calgary	41	9	25	7	0	25	.305
Carolina	73	34	25	10	4	82	.562
Chicago	43	13	24	6	0	32	.372
Colorado	37	16	16	5	0	37	.500
Columbus	8	6	2	0	0	12	.750
Dallas	45	13	24	8	0	34	.378
Detroit	51	16	22	11	2	45	.441
Edmonton	32	11	17	4	0	26	.406
Florida	52	24	22	4	2	54	.519
Los Angeles	51	15	30	6	0	36	.353
Minnesota	6	0	5	0	1	1	.083
Montreal	74	25	39	8	2	60	.405
Nashville	9	4	4	1	0	9	.500
New Jersey	93	38	43	7	5	88	.473
NY Islanders	95	45	47	2	1	93	.489
NY Rangers	96	40	45	9	2	91	.474
Ottawa	37	15	19	1	2	33	.446
Philadelphia	97	32	56	6	3	73	.376
Phoenix	33	9	17	7	0	25	.379
Pittsburgh	97	37	51	7	2	83	.428
St. Louis	44	14	21	8	1	37	.420
San Jose	15	3	11	1	0	7	.233
Tampa Bay	53	30	17	2	4	65	.613
Toronto	62	23	30	6	3	55	.444
Vancouver	42	16	20	5	1	38	.452
Winnipeg	37	15	16	2	4	36	.486

# Game-by-Game Results by Team

## ANAHEIM DUCKS

Trail, 11-12-1-1  
Home: 6-6-0-1  
Away: 5-6-1-0

10/29/93.....	W, 5-2	A
12/30/93.....	W, 3-0	H
11/29/95.....	T, 2-2*	A
12/13/96.....	L, 4-5	A
3/19/96.....	L, 1-2	H
12/12/97.....	L, 4-6	A
2/28/97.....	L, 1-4	H
1/1/98.....	W, 3-2	H
10/10/98.....	W, 1-0	H
12/11/98.....	L, 0-1	A
10/19/99.....	L, 1-7	H
10/28/99.....	L, 2-5	A
2/9/01.....	W, 4-3	A
3/13/01.....	L, 0-2	H
10/12/01.....	L, 1-2	A
11/17/01.....	W, 4-1	H
12/11/02.....	L, 0-3	A
10/29/03.....	L, 2-4	H
1/13/06.....	W, 3-2 ot	A
12/8/06.....	L, 1-6	H
11/19/08.....	W, 6-4	A
1/27/10.....	W, 5-1	H
12/15/10.....	L, 1-2 ot	H
2/16/11.....	W, 7-6	A
11/1/11.....	W, 5-4 ot	H

## BOSTON BRUINS

Trail, 45-65-21-8  
Home: 24-29-12-4  
Away: 21-36-9-4

11/7/74.....	L, 4-10	A
12/14/74.....	L, 1-12	A
1/7/75.....	T, 3-3	H
3/4/75.....	L, 0-8	H
3/22/75.....	L, 2-8	A
12/4/75.....	L, 2-3	A
12/17/75.....	L, 2-3	H
1/11/76.....	L, 4-7	H
2/27/76.....	T, 3-3	H
3/7/76.....	L, 3-4	A
11/18/76.....	L, 2-3	A
11/19/76.....	L, 1-4	H
12/5/76.....	T, 5-5	A
1/11/77.....	L, 2-3	H
2/6/77.....	L, 2-5	A
11/24/77.....	L, 0-6	A
12/27/77.....	L, 3-6	H
1/19/78.....	L, 1-4	A
1/27/78.....	L, 2-5	H
3/28/78.....	T, 4-4	H
11/9/78.....	L, 2-6	A
11/25/78.....	T, 5-5	H
12/14/78.....	L, 2-5	A
3/31/79.....	L, 1-4	H
10/13/79.....	L, 2-5	H
11/15/79.....	L, 2-3	A
3/12/80.....	W, 6-4	A
3/16/80.....	T, 3-3	A
11/22/80.....	T, 2-2	H
12/7/80.....	L, 3-7	A
3/13/81.....	L, 1-7	H
4/2/81.....	W, 3-2	A
10/11/81.....	L, 3-6	A
12/23/81.....	L, 4-7	H
1/23/82.....	L, 1-3	A
12/12/82.....	W, 4-3	H
3/13/83.....	W, 6-4	H
3/17/83.....	W, 2-1	A
11/13/83.....	L, 2-4	A
12/4/83.....	L, 1-4	H
3/11/84.....	W, 2-1	A
12/1/84.....	W, 5-4*	A
1/1/85.....	W, 5-1	H

3/10/85.....	L, 2-3	H
11/16/85.....	T, 2-2*	A
2/27/86.....	W, 2-1	A
3/25/86.....	W, 6-3	H
11/26/86.....	T, 2-2*	H
3/7/87.....	L, 2-3*	A
3/22/87.....	W, 4-3	H
10/8/87.....	L, 3-4	A
11/25/87.....	W, 4-1	H
3/13/88.....	W, 3-0	A
12/3/88.....	T, 1-1*	H
1/15/89.....	L, 3-4	H
3/9/89.....	W, 7-2	A
11/10/89.....	L, 3-5	H
12/9/89.....	W, 7-3	A
1/6/90.....	L, 3-5	A
11/11/90.....	L, 3-5	H
1/5/91.....	W, 5-3	A
3/24/91.....	T, 3-3*	H
11/22/91.....	W, 6-3	H
2/29/92.....	T, 5-5*	A
3/1/92.....	L, 1-4	H
11/25/92.....	W, 6-2	H
12/19/92.....	L, 3-4	A
2/27/93.....	L, 4-5*	A
1/2/94.....	L, 2-8	A
1/25/94.....	L, 1-3	H
3/7/94.....	L, 3-6	A
3/27/94.....	L, 4-6	H
2/11/95.....	T, 1-1*	A
3/7/95.....	W, 3-1	A
4/2/95.....	W, 2-1	H
10/26/95.....	W, 4-2	A
11/7/95.....	L, 3-4	H
3/2/96.....	W, 2-0	A
3/15/96.....	L, 2-5	H
11/19/96.....	T, 2-2*	H
12/21/96.....	L, 3-4	A
1/20/97.....	W, 3-2	A
2/24/97.....	T, 3-3*	H
11/6/97.....	L, 0-2	A
11/29/97.....	T, 1-1*	H
1/25/98.....	W, 4-1	H
3/3/98.....	L, 0-3	H
11/21/98.....	L, 4-5*	A
12/28/98.....	W, 5-1	H
2/27/99.....	L, 3-4	A
3/21/99.....	L, 1-4	H
11/20/99.....	W, 3-0	A
12/2/99.....	T, 2-2*	H
2/8/00.....	T, 2-2*	A
2/25/00.....	L, 0-3	H
10/26/00.....	L, 1-4	A
12/1/00.....	W, 3-2	H
12/2/00.....	W, 2-0	A
1/5/01.....	T, 1-1*	H
10/8/01.....	L, 0-4	A
12/13/01.....	W, 2-1*	H
1/5/02.....	L, 4-7	A
1/14/02.....	W, 1-0	H
10/30/02.....	L, 2-7	H
12/19/02.....	W, 5-3	H
1/20/03.....	T, 3-3*	A
3/8/03.....	OTL, 4-5*	A
11/20/03.....	L, 2-3	A
12/11/03.....	W, 6-5	H
12/29/03.....	L, 1-3	H
4/1/04.....	T, 3-3*	A
12/27/05.....	L, 3-4 ot	H
1/23/06.....	L, 2-3	H
1/26/06.....	L, 2-3	A
4/10/06.....	W, 2-1 ot	A
11/15/06.....	L, 2-3 so	H
11/18/06.....	L, 2-3 ot	A
2/6/07.....	L, 2-3 so	H
3/15/07.....	L, 3-4 so	A
1/3/08.....	L, 0-2	A
3/3/08.....	W, 10-2	H

3/8/08.....	L, 1-2	A
3/16/08.....	W, 2-1 so	H
12/10/08.....	W, 3-1	H
1/17/09.....	W, 2-1	H
1/27/09.....	L, 2-3 ot	A
2/28/09.....	W, 4-3 ot	A
10/1/09.....	W, 4-1	A
2/2/10.....	W, 4-1	A
4/5/10.....	W, 3-2 ot	H
4/11/10.....	L, 3-4 so	H
10/19/10.....	L, 1-3	H
10/21/10.....	L, 1-4	A
11/5/10.....	W, 5-3	H
12/18/10.....	L, 2-3	A
1/24/12.....	W, 5-3	H
2/5/12.....	L, 1-4	H
3/10/12.....	W, 4-3	A
3/29/12.....	W, 3-2 so	A

## BUFFALO SABRES

Trail, 42-80-15-3  
Home: 22-37-9-2  
Away: 20-43-6-1

11/20/74.....	L, 3-7	A
12/3/74.....	L, 3-5	H
12/5/74.....	L, 2-9	A
12/22/74.....	L, 0-4	H
2/21/75.....	L, 4-9	H
10/19/75.....	L, 4-5	A
12/3/75.....	T, 4-4	H
12/21/75.....	L, 2-14	A
1/15/76.....	L, 3-5	A
3/26/76.....	L, 1-4	H
10/24/76.....	L, 1-2	A
11/5/76.....	L, 2-3	H
12/26/76.....	L, 2-5	A
1/19/77.....	W, 4-2	A
3/20/77.....	L, 2-6	H
11/29/77.....	L, 6-7	H
11/20/77.....	L, 2-5	A
1/7/78.....	T, 4-4	H
2/5/78.....	L, 1-4	A
4/4/78.....	W, 4-3	H
11/11/78.....	L, 0-2	H
1/11/79.....	L, 2-6	A
2/24/79.....	L, 4-6	H
3/18/79.....	T, 3-3	A
10/11/79.....	L, 3-6	A
11/10/79.....	L, 3-5	H
11/24/79.....	L, 1-6	H
12/2/79.....	L, 0-2	A
11/8/80.....	T, 3-3	H
11/9/80.....	T, 3-3	A
1/24/81.....	L, 4-7	H
2/12/81.....	L, 3-6	A
10/7/81.....	L, 3-5	A
10/17/81.....	L, 2-4	H
2/27/81.....	L, 2-3	A
10/16/82.....	L, 2-9	H
1/14/83.....	L, 2-3	A
1/15/83.....	L, 2-4	H
10/9/83.....	L, 2-5	A
1/7/84.....	L, 2-4	H
1/25/84.....	T, 2-2*	A
11/16/84.....	L, 2-3	A
11/17/84.....	W, 3-2	H
3/2/85.....	L, 0-4	H
12/27/05.....	W, 4-1	A
10/19/85.....	T, 2-2*	H
2/23/86.....	L, 1-4	A
10/18/86.....	L, 2-4	H
1/23/87.....	W, 3-2	A
1/24/87.....	L, 3-6	H
10/11/87.....	L, 5-6	A
11/20/87.....	L, 3-5	A
1/23/88.....	T, 3-3*	H
10/8/88.....	W, 6-2	H

12/11/88.....	W, 6-4	A
12/30/88.....	W, 5-3	H
12/10/89.....	L, 3-4	A
1/19/90.....	W, 6-3	A
3/6/90.....	T, 1-1*	H
11/10/90.....	L, 2-4	H
3/26/91.....	L, 2-4	H
3/31/91.....	L, 2-5	A
10/5/91.....	W, 3-1	H
12/18/91.....	T, 2-2*	A
2/4/92.....	L, 3-7	A
10/17/92.....	W, 6-4	H
12/23/92.....	L, 1-4	A
1/29/93.....	L, 3-4	A
3/30/93.....	W, 4-1	H
10/16/93.....	W, 4-3	H
1/27/94.....	L, 2-7	A
2/20/94.....	T, 3-3*	H
4/14/94.....	W, 3-2	A
2/2/95.....	L, 0-1	H
2/7/95.....	L, 1-2	A
4/28/95.....	W, 5-1	H
12/8/95.....	T, 2-2*	A
1/26/96.....	W, 1-0	H
4/3/96.....	W, 5-1	A
4/13/96.....	L, 2-3	H
10/18/96.....	L, 1-4	H
2/2/97.....	T, 2-2*	A
3/21/97.....	L, 1-4	H
4/13/97.....	W, 8-3	A
10/3/97.....	W, 6-2	H
10/9/97.....	L, 2-5	A
11/13/97.....	W, 3-2	A
3/1/98.....	L, 0-3	H
10/23/98.....	W, 1-0	A
11/12/98.....	L, 0-2	H
2/7/99.....	W, 3-1	H
4/18/99.....	L, 0-3	A
10/8/99.....	W, 3-2	A
11/24/99.....	L, 2-5	A
3/5/00.....	W, 2-1	H
4/9/00.....	T, 1-1*	H
12/20/00.....	T, 2-2*	H
12/21/00.....	W, 3-1	A
3/17/01.....	L, 2-3	H
4/6/01.....	L, 1-2	A
11/28/01.....	L, 2-5	H
1/27/02.....	OTL, 2-3*	H
3/26/02.....	W, 4-3*	A
4/12/02.....	W, 3-1	A
12/7/02.....	L, 3-4	A
12/30/02.....	W, 4-3	H
2/26/03.....	W, 3-2	H
3/4/03.....	W, 2-1	A
11/26/03.....	L, 2-5	A
12/27/03.....	L, 1-3	H
12/31/03.....	L, 1-7	A
3/10/04.....	L, 0-6	H
10/26/05.....	W, 3-2	A
11/17/05.....	L, 5-8	A
11/27/05.....	L, 2-3	H
3/14/06.....	L, 4-6	H
12/2/06.....	W, 7-4	H
12/26/06.....	L, 3-6	A
3/21/07.....	L, 2-5	A
4/7/07.....	L, 0-2	H
10/13/07.....	L, 3-7	A
11/26/07.....	L, 1-3	H
12/14/07.....	L, 3-5	H
3/5/08.....	W, 3-1	A
11/1/08.....	L, 0-5	A
12/26/08.....	W, 3-2	H
12/30/08.....	W, 4-2	A
4/3/09.....	L, 4-5 ot	H
11/25/09.....	W, 2-0	H
12/9/09.....	L, 0-3	A
12/23/09.....	W, 5-2	H
3/3/10.....	W, 3-1	A

11/13/10.....	L, 2-3 ot	A
11/17/10.....	W, 4-2	H
2/20/11.....	W, 2-1	A
4/2/11.....	W, 5-4 ot	H
11/26/11.....	L, 1-5	A
12/26/11.....	L, 2-4	A
12/30/11.....	W, 3-1	H
3/27/12.....	L, 1-5	H

## CALIFORNIA GOLDEN SEALS

Trail, 3-6-1  
Home: 1-4-0  
Away: 2-2-1

11/19/74.....	W, 6-4	H
12/1/74.....	L, 2-5	H
12/20/74.....	L, 2-5	A
2/5/75.....	L, 1-5	A
3/28/75.....	W, 5-3	A
10/17/75.....	T, 3-3	A
11/21/75.....	L, 0-2	H
1/2/76.....	L, 5-8	H
1/9/76.....	L, 0-5	H
1/28/76.....	W, 4-2	A

## CALGARY FLAMES

Trail, 32-40-13-0  
Home: 23-15-6-0  
Away: 9-25-7-0

11/12/74.....	T, 2-2	H
11/13/74.....	L, 3-4	A
1/5/75.....	L, 0-3	A
3/23/75.....	L, 0-5	H
11/14/75.....	L, 1-4	H
12/9/75.....	L, 1-7	A
3/12/76.....	L, 1-4	A
3/28/76.....	L, 1-3	H
10/5/76.....	W, 6-5	H
11/3/76.....	L, 0-7	A
11/24/76.....	L, 2-6	A
3/6/77.....	L, 2-4	H
10/26/77.....	W, 6-2	A
11/23/77.....	T, 2-2	H
12/10/77.....	L, 1-5	A
4/9/78.....	W, 4-2	H
10/13/78.....	T, 3-3	A
10/14/78.....	L, 3-6	H
11/14/78.....	W, 8-7	H
2/20/79.....	L, 3-5	A
11/18/79.....	L, 2-4	H
2/1/80.....	L, 2-4	A
2/21/80.....	L, 0-3	A
4/5/80.....	T, 4-4	H
11/20/80.....	W, 4-2	H
1/8/81.....	L, 0-6	A
2/5/81.....	L, 2-5	A
3/3/81.....	L, 3-6	H
12/2/81.....	W, 9-3	H
2/11		

# Game-by-Game Results by Team

3/2/90.....L, 3-4	H
11/17/90.....L, 2-4	A
12/15/90.....L, 2-3	H
3/12/91.....L, 2-3	H
11/23/91.....W, 3-2	A
1/4/92.....T, 2-2*	A
3/24/92.....L, 2-8	H
11/7/92.....W, 6-2	A
12/16/92.....L, 3-6	A
12/18/92.....W, 4-3	H
3/19/93.....W, 5-2	H
12/7/93.....L, 1-6	H
12/18/93.....L, 1-4	A
2/27/94.....W, 3-1	A
3/22/94.....W, 4-1	H
1/21/95.....T, 1-1*	A
3/20/95.....W, 5-0	A
3/26/95.....L, 3-4*	H
4/21/95.....W, 6-3	H
11/25/95.....W, 4-2	A
12/30/95.....W, 3-0	H
1/3/96.....L, 0-2	A
3/23/96.....T, 2-2*	H
1/1/97.....W, 3-2*	H
1/4/97.....T, 1-1*	A
2/22/97.....L, 0-2	A
3/16/97.....W, 5-3	H
12/20/97.....W, 2-1	A
3/18/98.....W, 1-0	H
4/18/98.....W, 4-3	A
4/19/98.....W, 2-1	H
11/6/98.....L, 2-3	H
1/16/99.....W, 3-2*	A
2/5/99.....W, 4-1	H
2/18/99.....T, 2-2*	A
4/14/99.....L, 0-3	A
11/7/99.....L, 2-3	A
11/19/99.....T, 3-3*	H
2/3/00.....W, 2-1	H
2/21/00.....T, 1-1*	A
3/17/00.....W, 4-2	H
10/7/00.....T, 3-3*	A
2/24/01.....W, 2-1	A
3/15/01.....L, 0-3	H
3/28/01.....W, 7-0	H
3/30/01.....OTL, 3-4*	A
11/8/01.....L, 3-2	H
11/30/01.....W, 6-2	H
12/2/01.....W, 4-3*	A
12/30/01.....T, 5-5*	H
3/8/02.....T, 2-2*	A
10/17/02.....W, 2-1	A
1/10/03.....W, 4-1	A
1/22/03.....W, 5-3	H
2/14/03.....L, 1-3	A
3/2/03.....W, 2-0	H
11/12/03.....W, 7-1	H
11/15/03.....W, 2-1	A
1/9/04.....W, 4-1	H
1/29/04.....W, 5-3	A
2/12/04.....T, 3-3*	A
2/25/04.....L, 1-2	H
10/12/05.....L, 2-7	A
10/22/05.....L, 0-4	H
1/21/06.....W, 5-2	H
3/25/06.....W, 3-1	A
3/29/06.....W, 5-1	A
4/3/06.....L, 5-6 ot	A
4/5/06.....L, 3-4 so	H
4/7/06.....L, 3-4	H
10/7/06.....W, 5-2	H
11/9/06.....L, 0-5	A
11/17/06.....L, 1-4	H
1/18/07.....W, 5-2	A
1/26/07.....L, 2-6	A
1/27/07.....W, 7-3	H
3/9/07.....L, 0-3	H
3/22/07.....L, 3-4	A

10/6/07.....W, 2-0	H
11/5/07.....L, 0-5	A
11/24/07.....W, 5-2	H
11/30/07.....L, 3-4	A
2/8/08.....L, 1-2	H
2/23/08.....L, 3-6	A
3/25/08.....W, 3-2 so	A
4/1/08.....W, 4-1	H
11/6/08.....W, 3-2	H
11/12/08.....W, 5-1	A
12/7/08.....L, 1-3	A
3/3/09.....L, 2-5	H
3/14/09.....W, 5-4 so	H
3/21/09.....L, 1-4	A
11/30/09.....W, 3-2	A
12/11/09.....W, 4-3 ot	H
12/28/09.....L, 3-6	H
3/10/10.....W, 4-3 ot	H
3/18/10.....L, 3-4 ot	A
3/25/10.....L, 2-3 so	A
10/27/10.....W, 3-0	A
1/3/96.....L, 0-2	A
11/28/10.....W, 3-2	A
11/28/10.....W, 3-2 so	H
12/26/10.....W, 3-2	A
3/11/11.....W, 2-1	H
3/29/11.....L, 2-3 so	H
10/8/11.....W, 4-3 ot	H
11/4/12.....W, 5-1	A
1/15/12.....W, 2-1	H
1/20/12.....L, 0-3	A
2/20/12.....L, 0-5	A
3/6/12.....L, 3-4 ot	H

## CHICAGO BLACKHAWKS

Trail, 36-39-11-1	
Home: 22-15-5-1	
Away: 13-24-6-0	
Neutral: 1-0-0-0	
10/17/74.....W, 4-3	H
10/23/74.....L, 2-3	A
2/22/75.....L, 3-10	A
2/25/75.....L, 2-6	H
10/26/75.....W, 7-5	A
12/10/75.....L, 2-7	H
2/8/76.....L, 2-4	A
2/29/76.....W, 4-1	H
10/31/76.....L, 4-5	A
11/12/76.....L, 4-5	H
2/9/77.....T, 4-4	A
3/3/77.....W, 7-4	H
11/2/77.....T, 2-2	H
1/8/78.....L, 1-3	A
1/18/78.....L, 2-5	A
3/22/78.....L, 2-6	H
10/18/78.....L, 2-4	H
10/25/78.....T, 2-2	A
1/7/79.....L, 3-5	A
1/27/79.....W, 4-1	H
11/21/79.....L, 0-4	A
12/28/79.....W, 6-2	H
1/30/80.....L, 2-5	A
2/23/80.....W, 6-2	H
10/19/80.....L, 4-8	A
10/21/80.....W, 2-0	H
2/18/81.....T, 5-5	H
2/25/81.....T, 2-2	A
12/9/81.....L, 3-7	A
12/19/81.....L, 4-6	H
1/30/82.....W, 5-2	H
11/3/82.....T, 3-3	A
12/4/82.....W, 4-2	H
1/19/83.....W, 6-4	A
11/23/83.....T, 2-2*	H
1/20/84.....W, 5-3	H
2/22/84.....L, 2-4	A
10/14/84.....W, 5-3	A

11/25/84.....W, 5-0	H
1/23/85.....W, 3-2	A
10/27/85.....W, 4-2	A
11/5/85.....W, 8-4	H
12/28/85.....L, 4-7	H
11/8/86.....W, 3-2	H
11/12/86.....T, 2-2*	A
12/28/86.....L, 5-7	A
10/10/87.....W, 6-4	H
12/12/87.....W, 3-1	H
1/17/88.....L, 4-5	A
12/21/88.....W, 4-3	A
1/7/89.....W, 6-3	H
2/15/89.....L, 4-7	A
10/7/89.....L, 2-3	H
10/29/89.....L, 0-1	A
2/27/90.....W, 4-0	H
10/25/90.....L, 2-3*	A
11/16/90.....L, 3-4	H
12/19/90.....L, 2-3	A
10/12/91.....L, 2-7	H
1/12/92.....L, 2-4	A
11/3/92.....W, 4-1	N
1/2/93.....T, 2-2*	H
1/21/93.....L, 2-6	A
1/8/94.....W, 4-1	H
3/31/94.....W, 6-3	A
1/17/95.....W, 3-2	A
11/11/95.....L, 1-4	H
10/5/96.....L, 2-5	H
3/26/97.....L, 3-5	A
10/15/97.....W, 2-0	A
1/15/98.....W, 3-2	H
12/17/98.....W, 3-1	A
4/12/99.....L, 2-4	H
12/27/99.....T, 2-2*	H
2/18/00.....W, 5-4	A
1/19/01.....L, 1-3	A
2/27/01.....L, 2-3	H
10/9/02.....W, 3-1	H
11/15/02.....T, 2-2*	A
2/15/04.....W, 4-0	A
3/12/04.....L, 3-4	H
1/10/06.....L, 3-4 ot	H
3/19/08.....L, 0-5	A
10/11/08.....W, 4-2	H
3/14/10.....W, 4-3 ot	A
3/13/11.....W, 4-3 ot	H
3/18/12.....L, 2-5	A

## CLEVELAND BARONS

Trail, 3-7-0	
Home: 1-4-0	
Away: 2-3-0	
10/9/76.....L, 3-6	H
11/14/76.....L, 2-3	H
12/10/76.....L, 1-7	A
12/11/76.....L, 2-4	H
3/15/77.....L, 1-5	H
10/15/77.....L, 2-4	A
12/12/77.....L, 2-3	H
12/17/77.....W, 5-3	A
2/10/78.....W, 4-1	A
3/18/78.....W, 8-3	H

## COLORADO AVALANCHE

Lead, 35-28-9-1	
Home: 19-12-4-1	
Away: 16-16-5-0	
11/25/79.....T, 2-2	A
12/1/79.....W, 7-2	H
1/20/80.....L, 2-3	A
1/26/80.....T, 1-1	H
11/18/80.....L, 2-6	A

2/22/81.....L, 7-11	H
3/4/81.....L, 4-7	A
3/18/81.....L, 4-6	H
10/21/81.....L, 3-6	H
1/5/82.....L, 0-3	A
2/7/82.....T, 5-5	H
1/2/83.....W, 7-4	A
1/21/83.....L, 4-5	H
2/6/83.....T, 4-4	H
10/16/83.....L, 2-4	H
11/29/83.....L, 3-6	A
3/9/84.....W, 5-3	H
11/27/84.....W, 9-2	A
12/18/84.....W, 4-1	A
1/4/85.....L, 3-5	H
11/23/85.....W, 3-0	H
12/22/85.....W, 7-5	A
12/26/85.....W, 4-3	H
10/21/86.....T, 4-4*	A
11/14/86.....L, 1-4	H
11/29/86.....L, 3-4	A
11/6/87.....L, 1-4	H
12/22/87.....W, 2-1	A
3/4/88.....W, 6-2	H
11/10/88.....W, 4-1	H
12/13/88.....W, 4-1	A
1/10/89.....T, 4-4*	A
11/5/89.....W, 3-0	A
2/6/90.....W, 12-2	H
3/9/90.....W, 4-3	H
11/6/90.....W, 4-1	A
12/29/90.....L, 3-4	A
3/14/91.....W, 5-3	H
11/10/91.....W, 10-3	A
12/17/91.....W, 3-1	H
2/11/92.....W, 4-3	A
11/22/92.....W, 6-4	A
1/29/93.....T, 3-3*	H
3/23/93.....W, 5-1	H
4/9/02.....W, 2-1	H
12/13/93.....L, 3-5	A
1/15/94.....W, 4-0	A
3/12/94.....L, 3-4	H
1/24/95.....L, 1-5	A
2/18/95.....W, 4-2	H
3/31/95.....W, 6-4	H
4/16/95.....L, 2-4	A
10/13/95.....W, 3-1	H
10/18/95.....L, 2-4	A
10/28/96.....L, 0-1	A
3/6/97.....W, 6-3	H
10/22/97.....L, 3-4	A
11/18/97.....T, 6-6*	H
3/9/99.....L, 2-3*	H
3/26/99.....L, 1-3	A
2/15/00.....W, 2-1	H
10/17/00.....OTL, 3-4*	H
2/7/01.....W, 3-1	A
3/19/02.....W, 3-0	A
12/16/02.....T, 2-2*	A
3/16/03.....W, 2-1	H
12/6/03.....L, 1-4	A
10/25/06.....W, 5-3	A
1/9/08.....W, 2-1	H
2/20/09.....L, 1-4	H
12/15/09.....W, 6-2	A
12/11/10.....L, 2-3	H
12/17/11.....L, 1-2	A

## COLUMBUS BLUE JACKETS

Lead, 9-3-1-1	
Home: 3-1-1-1	
Away: 6-2-0-2*	
10/27/00.....L, 1-3	A
1/9/02.....W, 6-3	H
3/23/02.....W, 5-2	A

11/5/02.....W, 4-3*	A
1/3/03.....T, 2-2*	H
11/29/03.....W, 5-3	A
10/5/05.....W, 3-2	H
2/5/08.....W, 4-3 ot	A
11/29/08.....L, 0-3	A
1/9/09.....L, 0-3	H
11/1/09.....L, 4-5 ot	H
4/3/10.....W, 3-2	A
3/31/11.....W, 4-3 ot	H
12/31/11.....W, 4-2	A

## DALLAS STARS

Trail, 29-41-16-1	
Home: 16-18-8-1	
Away: 13-23-8-0	
10/12/74.....L, 0-6	A
11/24/74.....T, 4-4	H
11/27/74.....L, 4-6	A
3/20/75.....L, 1-5	H
11/29/75.....L, 3-5	A
12/14/75.....T, 4-4	H
12/26/75.....T, 1-1	H
1/17/76.....L, 3-7	A
11/7/76.....W, 4-1	H
11/27/76.....L, 1-6	A
2/15/77.....T, 3-3	H
2/17/77.....T, 4-4	A
10/29/77.....L, 4-7	A
1/13/78.....T, 2-2	A
1/29/78.....L, 0-4	H
2/19/78.....W, 2-1	H
11/15/78.....W, 3-2	A
12/15/78.....L, 1-6	H
12/27/78.....L, 1-6	A
3/4/79.....W, 5-4	H
11/3/79.....L, 1-7	A
12/12/79.....L, 4-5	H
1/5/80.....T, 2-2	A
3/21/80.....L, 3-4	H
12/3/80.....T, 3-3	H
1/3/81.....L, 0-3	A
1/10/81.....L, 2-3	A
1/21/81.....L, 1-2	H
11/4/81.....L, 1-6	H
11/25/81.....T, 4-4	A
2/20/82.....L, 3-7	A
10/23/82.....L, 1-3	H
12/16/82.....T, 4-4	A
2/3/83.....W, 3-1	H
10/29/83.....W, 6-1	A
2/13/84.....W, 4-0	A
3/21/84.....W, 5-1	H
11/13/84.....T, 3-3*	H
12/12/84.....W, 3-2	A
1/14/85.....W, 6-3	H
1/11/86.....L, 3-5	A
1/21/86.....W, 7-5	H
1/25/86.....W, 6-3	A
10/24/86.....W, 8-2	H
11/11/86.....T, 2-2*	A
3/29/87.....W, 4-3	H
10/31/87.....T, 3-3*	A
11/14/87.....W, 4-1	H
2/20/88.....W, 3-0	A
11/15/88.....W, 4-2	H
1/30/89.....T, 4-4*	A
2/28/89.....L, 3-4	H
1/31/90.....W, 4-3*	A
2/11/90.....W, 5-3	H
3/18/90.....W, 4-3	A
1/17/91.....L, 2-5	A
1/25/91.....T, 2-2*	H
2/22/91.....W, 3-1	H
12/7/91.....W, 4-2	A
1/7/92.....L, 3-5	H
3/3/92.....L, 1-3	H

11/18/92.....L, 4-5	H
2/9/93.....W, 3-2	A
3/18/94.....L, 2-6	A
4/3/94.....L, 3-6	H
10/17/95.....W, 4-3	A
3/17/96.....W, 2-1	H
10/8/96.....L, 3-5	A
1/24/97.....L, 2-5	H
10/29/97.....L, 3-4	H
4/8/98.....L, 1-2*	A
11/27/98.....L, 0-4	A
3/17/99.....W, 2-1*	H
11/17/99.....T, 2-2*	H
2/13/00.....L, 1-2	A
10/14/00.....L, 0-2	A
12/28/01.....W, 3-2*	A
3/12/02.....L, 2-5	H
10/20/02.....L, 2-5	A
11/13/02.....L, 1-6	H
10/17/03.....L, 2-4	A
1/12/06.....L, 1-4	A
11/30/06.....W, 4-3	H
10/25/08.....W, 6-5 ot	A
3/9/10.....L, 3-4 so	H
12/2/10.....L, 1-2	A
11/8/11.....L, 2-5	H

## DETROIT RED WINGS

# Game-by-Game Results by Team

2/1/83.....W, 5-2	H
4/1/83.....L, 7-8	A
11/6/83.....W, 3-2	H
12/28/83.....L, 2-3*	H
2/25/84.....L, 1-4	A
12/9/84.....W, 4-0	H
1/8/85.....W, 4-2	A
1/29/85.....L, 3-4	A
1/7/86.....W, 4-3	H
1/28/86.....L, 0-7	A
2/25/86.....W, 4-3*	H
11/21/86.....T, 3-3*	A
1/28/87.....W, 2-1	A
2/24/87.....W, 8-2	H
11/17/87.....L, 0-1	H
12/16/87.....L, 1-6	A
3/29/88.....T, 2-2*	H
11/1/88.....T, 3-3*	A
11/27/88.....W, 4-3	A
1/22/89.....L, 3-4	H
11/29/89.....W, 5-3	A
12/29/89.....W, 2-1	H
2/25/90.....W, 9-4	H
10/6/90.....W, 6-4	H
11/19/90.....W, 3-2*	A
1/22/91.....W, 2-1*	A
11/8/91.....L, 4-5	H
11/25/91.....L, 4-5	A
2/5/92.....L, 1-4	A
11/20/92.....L, 5-7	H
11/30/92.....W, 4-1	A
3/16/93.....W, 4-2	N
1/30/94.....W, 6-3	H
3/25/94.....T, 2-2*	A
1/13/96.....L, 2-4	H
2/15/96.....L, 3-4	A
12/4/96.....L, 0-2	H
12/26/96.....L, 4-5*	A
1/11/98.....L, 0-2	A
2/1/98.....L, 2-4	H
10/13/98.....L, 2-3	H
3/3/00.....T, 2-2*	H
4/7/00.....W, 4-2	A
10/31/00.....W, 6-2	H
4/1/01.....OTL, 1-2*	A
1/18/02.....L, 1-3	A
2/22/03.....L, 1-5	H
11/24/03.....W, 4-1	A
12/13/03.....L, 1-5	H
12/9/05.....L, 3-4	H
12/17/07.....L, 3-4 so	A
1/31/09.....W, 4-2	H
10/10/09.....L, 2-3	A
1/19/10.....W, 3-2	H
3/16/11.....L, 2-3	A
10/22/11.....W, 7-1	H
3/19/12.....W, 5-3	A

## EDMONTON OILERS

Lead, 31-27-6-0  
Home: 20-10-2-0  
Away: 11-17-4-0

10/28/79.....W, 6-4	A
11/13/79.....L, 3-5	H
1/16/80.....L, 2-5	H
2/15/80.....L, 2-8	A
11/1/80.....T, 2-2	A
12/17/80.....W, 5-2	H
1/7/81.....L, 3-6	A
2/1/81.....W, 7-4	H
1/13/82.....T, 6-6	H
2/12/82.....L, 3-5	A
2/28/82.....L, 1-4	H
11/24/82.....T, 3-3	A
2/23/83.....L, 3-6	A
3/2/83.....L, 3-5	H
11/2/83.....L, 3-11	A

11/9/83.....L, 4-7	H
2/5/84.....W, 9-2	H
10/24/84.....T, 3-3*	A
11/9/84.....L, 5-8	H
2/23/85.....T, 3-3*	A
11/12/85.....W, 5-2	H
12/18/85.....W, 5-2	A
2/8/86.....W, 5-4*	H
10/29/86.....L, 3-6	A
2/15/87.....W, 5-3	A
2/27/87.....W, 5-2	H
12/1/87.....W, 4-2	H
1/2/88.....W, 2-0	H
1/11/88.....L, 2-3	A
10/29/88.....L, 3-4*	A
1/13/89.....W, 5-3	H
2/17/89.....W, 8-2	A
11/11/89.....L, 3-5	H
2/4/90.....L, 4-5*	H
2/14/90.....W, 4-3	A
10/28/90.....W, 1-0	A
2/8/91.....W, 6-3	H
3/10/91.....W, 5-3	A
10/23/91.....W, 6-5	A
3/22/92.....W, 6-2	H
10/31/92.....L, 2-4	A
1/9/93.....W, 4-3	H
10/24/93.....W, 3-2*	A
2/15/94.....T, 2-2*	H
12/22/95.....W, 6-3	H
2/7/96.....W, 2-1	A
1/26/97.....L, 1-3	H
2/9/97.....L, 1-4	A
11/8/97.....W, 2-1	H
3/25/98.....L, 2-4	A
10/28/98.....L, 2-8	A
3/6/99.....W, 4-3	H
12/21/99.....L, 2-6	A
12/16/00.....W, 4-0	H
3/10/02.....W, 4-2	H
3/16/02.....L, 1-4	A
3/22/03.....L, 3-5	A
1/11/04.....W, 1-0	H
10/28/06.....L, 0-4	A
1/17/08.....W, 5-4 so	H
1/13/09.....L, 2-5	H
12/19/09.....W, 4-2	A
3/9/11.....W, 5-0	H
10/27/11.....L, 1-2	A

## FLORIDA PANTHERS

Lead, 47-36-9-7  
Home: 28-14-5-5  
Away: 24-22-4-2

11/20/93.....L, 3-4	A
12/28/93.....T, 3-3*	H
1/19/94.....L, 1-5	A
2/24/94.....W, 2-1	A
2/26/94.....W, 4-2	H
2/4/95.....W, 3-2	H
3/16/95.....L, 1-5	A
4/14/95.....W, 3-0	H
4/30/95.....T, 2-2*	A
11/3/95.....L, 2-3	H
12/5/95.....L, 3-4	H
12/28/95.....W, 5-4	A
1/23/96.....L, 4-5	H
2/29/96.....T, 2-2*	A
11/7/96.....L, 2-4	A
11/18/96.....W, 4-2	A
12/28/96.....T, 1-1*	H
2/1/97.....W, 3-1	A
4/6/97.....T, 3-3*	H
11/9/97.....L, 2-3	A
11/23/97.....W, 5-2	A
12/5/97.....W, 3-2*	H
12/7/97.....L, 4-5	A

12/18/97.....L, 0-4	H
3/7/98.....W, 6-3	H
10/24/98.....T, 2-2*	A
12/23/98.....W, 4-0	H
3/11/99.....L, 1-2	H
4/1/99.....W, 5-3	H
12/18/99.....W, 3-0	A
10/2/99.....L, 3-4	A
12/4/99.....L, 1-2	A
1/19/00.....W, 3-1	A
2/23/00.....W, 3-2*	H
3/7/00.....W, 4-2	H
1/4/00.....W, 3-2	A
12/23/00.....W, 5-3	H
1/24/01.....W, 2-1	H
3/23/01.....L, 1-4	A
4/5/01.....W, 3-0	H
10/24/01.....W, 4-3*	A
12/19/01.....L, 2-5	A
1/7/02.....L, 1-2	H
1/12/02.....W, 1-0	A
2/26/02.....W, 3-3	H
10/26/02.....T, 1-1*	A
11/7/02.....W, 2-1*	H
1/11/03.....W, 12-2	H
2/15/03.....W, 2-1	A
4/1/03.....W, 3-0	H
11/22/03.....OTL, 2-3*	H
12/17/03.....T, 2-2*	A
1/23/04.....L, 1-4	A
2/21/04.....T, 2-2*	H
2/27/04.....W, 4-1	A
3/2/04.....L, 0-1	H
10/20/05.....L, 2-3	A
12/1/05.....L, 2-3	A
12/18/05.....L, 2-3	H
1/8/06.....L, 3-4 so	H
2/7/06.....L, 0-5	H
3/18/06.....L, 3-4 so	H
3/22/06.....L, 2-3	A
4/15/06.....W, 2-1 so	A
10/18/06.....W, 5-2	H
11/13/06.....W, 4-1	A
1/13/07.....L, 3-7	A
1/20/07.....L, 1-4	H
2/1/07.....L, 3-6	A
2/27/07.....L, 5-6 so	H
3/30/07.....L, 2-3 ot	A
4/3/07.....W, 1-0	H
11/15/07.....L, 1-2	A
11/19/07.....L, 3-4	H
11/28/07.....L, 1-2 so	H
12/1/07.....W, 2-1	A
1/19/08.....W, 5-3	H
2/15/08.....L, 2-4	A
3/29/08.....W, 3-0	A
4/5/08.....W, 3-1	H
12/2/08.....L, 3-5	H
2/7/09.....W, 3-1	H
2/15/09.....W, 4-2	A
3/1/09.....L, 2-6	H
3/17/09.....W, 3-0	A
4/11/09.....L, 4-7	A
11/6/09.....W, 4-1	A
11/7/09.....W, 7-4	H
12/4/09.....W, 6-2	H
1/13/10.....W, 5-4 so	A
1/29/10.....W, 4-1	H
3/16/10.....W, 7-3	A
12/9/10.....L, 0-3	H
1/8/11.....W, 3-2	H
1/11/11.....L, 3-4 ot	A
3/16/11.....W, 3-2 ot	A
4/6/11.....W, 5-2	H
4/9/11.....L, 0-1	A
10/18/11.....W, 3-0	H
12/5/11.....L, 4-5	A
2/1/12.....L, 2-4	A
2/7/12.....W, 4-0	H

2/17/12.....W, 2-1	A
4/5/12.....W, 4-2	H

## LOS ANGELES KINGS

Trail, 34-53-13-0  
Home: 19-23-7-0  
Away: 15-30-6-0

10/15/74.....T, 1-1	H
12/19/74.....L, 1-4	A
1/14/75.....L, 2-6	H
1/30/75.....L, 4-6	A
2/18/75.....L, 1-6	H
3/26/75.....L, 1-5	A
10/15/75.....L, 3-4	A
10/28/75.....L, 0-6	A
11/5/75.....L, 1-3	H
10/15/75.....W, 7-2	H
1/27/76.....L, 0-2	A
2/10/76.....T, 2-2	H
10/16/76.....L, 1-7	A
10/21/76.....T, 5-5	H
12/14/76.....L, 2-4	H
2/12/77.....L, 2-7	A
3/1/77.....L, 2-3	H
3/10/77.....L, 0-6	A
11/8/77.....L, 1-5	H
11/29/77.....L, 2-4	A
12/17/77.....W, 2-1	A
1/4/78.....W, 4-0	H
2/1/78.....L, 3-8	A
2/21/78.....L, 1-4	H
10/11/78.....W, 4-2	A
10/20/78.....L, 4-6	H
10/28/78.....L, 1-5	A
12/4/78.....L, 2-10	A
1/3/79.....W, 8-3	H
1/31/79.....W, 5-3	H
2/28/79.....T, 3-3	A
4/3/79.....W, 6-2	H
10/16/79.....W, 8-6	H
10/24/79.....L, 3-5	A
2/12/80.....W, 5-2	A
2/26/80.....W, 5-3	H
10/29/80.....L, 2-4	A
11/5/80.....L, 3-5	H
1/15/81.....W, 3-0	H
4/3/07.....T, 4-4	A
10/29/81.....L, 3-4	A
1/7/82.....T, 3-3	H
2/17/82.....W, 5-2	A
12/14/82.....W, 7-2	H
1/11/83.....L, 7-9	H
2/19/83.....T, 3-3	A
12/18/83.....W, 5-0	H
1/11/84.....W, 4-2	A
2/16/84.....W, 4-2	A
10/16/84.....W, 5-3	H
2/8/85.....W, 6-1	H
4/5/75.....L, 2-5	A
12/14/85.....W, 5-4	A
2/15/86.....W, 4-1	A
3/18/86.....L, 2-5	H
11/18/86.....L, 5-6	H
2/18/87.....L, 4-7	H
3/17/87.....L, 4-5	H
12/6/87.....W, 10-3	H
1/13/88.....W, 8-3	A
2/24/88.....L, 3-4	A
1/24/89.....T, 4-4*	H
2/10/89.....L, 6-7*	H
2/22/89.....W, 7-2	A
11/18/89.....L, 3-5	A
1/1/90.....L, 4-7	A
2/19/90.....L, 2-3	A
11/2/90.....W, 4-3	H
2/18/91.....L, 2-5	A
3/5/91.....T, 3-3*	H

1/10/92.....W, 7-4	H
1/16/92.....T, 2-2*	A
2/15/92.....L, 3-6	A
2/17/93.....W, 10-3	A
2/20/93.....W, 7-3	H
10/22/93.....W, 6-3	H
2/12/94.....W, 6-1	A
10/20/95.....L, 4-7	H
11/30/95.....L, 2-3	A
10/12/96.....L, 3-4	H
12/14/96.....T, 4-4*	A
12/13/97.....T, 2-2*	A
4/4/98.....W, 3-2	H
12/9/98.....L, 1-2	A
1/29/99.....L, 3-6	H
10/9/99.....T, 2-2*	H
10/26/99.....L, 2-5	A
10/6/00.....L, 1-4	H
2/10/01.....W, 4-3	A
10/16/01.....W, 3-2*	A
3/14/03.....L, 1-3	H
11/10/03.....L, 2-3	H
12/6/03.....L, 3-7	A
12/14/05.....W, 3-2	A
2/3/84.....W, 4-3 ot	H
11/20/08.....L, 2-5	A
2/5/09.....L, 4-5	H
1/2/10.....L, 1-2	A
2/12/11.....L, 1-4	H
1/9/12.....L, 2-5	A

## MINNESOTA WILD

Trail, 5-6-0-1  
Home: 5-1-0-0  
Away: 0-5-0-0

12/14/00.....W, 2-1	H
1/10/01.....L, 0-3	A
2/6/02.....W, 2-1	H
11/16/02.....L, 0-1	A
11/21/02.....L, 3-4	H
11/1/03.....L, 1-2	A
10/12/06.....L, 2-3 so	A
2/26/08.....W, 4-1	H
11/24/08.....L, 3-4	A
11/13/09.....W, 3-1	H
10/28/10.....L, 1-2	A
3/25/12.....W, 3-0	H

## MONTREAL CANADIENS

Trail, 60-67-17-3  
Home: 35-28-9-1  
Away: 25-39-8-2

10/31/74.....L, 0-3	H
11/10/74.....L, 1-11	H
1/4/75.....L, 0-10	A
1/12/75.....L, 2-7	H
3/7/75.....L, 4-8	A
4/5/75.....L, 2-10	A
12/16/75.....L, 3-9	A
12/29/75.....L, 0-6	H
1/3/76.....L, 0-7	A
1/13/76.....L, 2-3	H
3/14/76.....L, 1-5	A
4/4/76.....L, 3-4	H
10/19/76.....L, 0-6	H
1/8/77.....L, 2-7	A
1/18/77.....L, 0-3	H
1/22/77.....L, 2-5	A
4/2/77.....L, 0-11	A
4/3/77.....L, 1-2	H
10/19/77.....L, 3-5	H
10/24/77.....L, 1-5	A
2/17/78.....L, 2-8	H
3/8/78.....L, 3-4	A
3/25/78.....L, 0-5	A
4/2/78.....T, 4-4	H

11/2/78.....L, 2-4	A
11/8/78.....L, 0-6	H
2/4/79.....L, 4-8	H
2/17/79.....L, 0-2	A
2/25/79.....L, 5-8	H
3/5/79.....T, 2-2	H
3/24/79.....L, 1-3	A
4/7/79.....L, 3-10	A
10/30/79.....T, 2-2	H
11/5/79.....L, 0-2	A
2/19/80.....W, 3-1	H
3/1/80.....L, 3-6	A
10/15/80.....L, 3-3	H
12/27/80.....L, 4-7	A
2/14/81.....L, 1-6	A
3/22/81.....T, 2-2	H
11/27/81.....W, 5-2	H
12/14/81.....L, 3-6	A
4/4/82.....W, 3-1	H
10/20/82.....T, 3-3	H
1/29/83.....T, 3-3	A
2/26/83.....L, 1-4	A
11/26/83.....W, 5-2	A
12/10/83.....W, 2-0	H
2/3/84.....W, 4-1	H
12/20/84.....T, 2-2*</	



# Game-by-Game Results by Team

11/17/00.....W, 4-3	H
1/27/01.....L, 2-4	A
2/17/01.....W, 6-3	A
2/23/01.....W, 3-1	H
10/19/01.....W, 4-1	H
11/24/01.....L, 3-5	A
1/16/02.....L, 0-2	A
1/23/02.....L, 3-5	H
1/25/03.....T, 1-1*	A
2/9/03.....L, 0-2	H
2/24/03.....W, 4-1	H
3/25/03.....W, 4-3*	A
10/14/03.....L, 1-5	A
11/28/03.....L, 3-5	H
12/23/03.....W, 3-2	H
1/4/04.....L, 1-4	A
11/19/05.....W, 5-1	A
12/23/05.....W, 4-2	H
3/20/06.....L, 2-4	H
3/30/06.....L, 2-3 ot	A
12/27/06.....L, 1-4	H
1/4/07.....W, 5-1	H
2/20/07.....L, 3-5	A
3/24/07.....L, 1-4	A
12/20/07.....L, 2-5	H
1/5/08.....W, 5-4 ot	A
1/29/08.....L, 0-4	A
1/31/08.....W, 5-4 ot	H
11/28/08.....W, 3-0	H
12/13/08.....W, 2-1	A
1/10/09.....L, 4-5	A
2/18/09.....W, 4-3 so	H
11/20/09.....L, 2-3	H
11/28/09.....W, 4-3 so	A
1/5/10.....W, 4-2	H
2/10/10.....L, 5-6 ot	A
12/28/10.....W, 3-0	H
2/1/11.....L, 2-3 so	H
3/15/11.....W, 4-2	A
3/26/11.....W, 2-0	A
1/18/12.....W, 3-0	A
2/4/12.....W, 3-0	A
2/24/12.....W, 4-1	H
3/31/12.....W, 3-2 so	H

## NASHVILLE PREDATORS

Lead, 10-6-1-0  
Home: 6-2-0-0  
Away: 4-4-1-0

12/26/98.....L, 1-3	A
3/30/99.....L, 2-3	H
11/26/99.....W, 1-0	H
2/12/00.....W, 4-2	A
10/13/00.....L, 1-3	A
2/21/01.....W, 2-1	H
2/8/02.....T, 3-3*	A
10/11/02.....W, 5-4	H
2/13/04.....L, 2-5	A
12/7/05.....L, 2-5	H
3/18/08.....W, 4-2	A
10/28/08.....W, 4-3 so	H
3/10/09.....W, 2-1 ot	A
10/17/09.....W, 3-2 so	H
10/16/10.....W, 3-2 ot	A
11/15/11.....L, 1-3	A
12/20/11.....W, 4-1	H

## NEW JERSEY DEVILS

Lead, 92-70-13-11  
Home: 54-27-6-6  
Away: 38-43-7-5

11/3/74.....L, 4-5	H
1/11/75.....L, 3-5	A
2/13/75.....L, 1-5	A
2/16/75.....W, 3-0	H

10/22/75.....L, 2-4	H
10/30/75.....W, 6-2	A
2/7/76.....L, 1-5	A
3/23/76.....T, 5-5	H
10/29/76.....W, 2-1	A
11/21/76.....W, 3-1	H
12/29/76.....L, 1-3	A
3/18/77.....W, 5-0	H
10/28/77.....L, 1-8	A
1/25/78.....T, 3-3	H
2/28/78.....W, 7-4	H
3/30/78.....W, 4-3	A
10/14/78.....W, 4-1	A
12/12/78.....L, 3-4	H
1/12/79.....W, 8-1	H
2/15/79.....W, 9-3	A
11/20/79.....T, 3-3	A
2/24/80.....T, 1-1	A
3/2/80.....L, 1-3	H
3/18/80.....W, 4-1	H
10/30/80.....T, 5-5	A
12/6/80.....W, 8-6	H
1/12/81.....W, 2-1	A
3/10/81.....W, 4-3	H
10/31/81.....L, 4-6	A
11/18/81.....W, 7-1	H
2/14/82.....L, 3-5	A
11/8/82.....T, 2-2	A
11/10/82.....W, 3-0	H
12/9/82.....W, 6-4	A
1/23/83.....W, 3-1	H
2/5/83.....W, 5-4	H
3/8/83.....W, 5-4	A
3/24/83.....W, 5-3	H
10/26/83.....W, 2-0	A
12/1/83.....W, 8-4	H
12/2/83.....T, 2-2*	A
12/31/83.....W, 3-2	A
2/2/84.....W, 2-0	A
3/14/84.....T, 3-3*	H
3/28/84.....W, 6-2	H
11/3/84.....W, 6-4	H
11/10/84.....T, 2-2*	A
12/4/84.....W, 4-1	H
1/12/85.....L, 3-5	A
3/5/85.....W, 4-1	H
3/19/85.....W, 4-1	H
3/28/85.....L, 2-3	A
10/12/85.....L, 1-4	A
11/30/85.....W, 6-2	A
1/3/86.....W, 3-2	A
1/4/86.....W, 9-3	H
1/17/86.....W, 4-3	A
2/1/86.....W, 5-4	H
3/4/86.....W, 4-2	H
10/25/86.....W, 2-1	H
12/9/86.....W, 4-2	H
12/19/86.....L, 4-6	A
1/18/87.....W, 6-1	A
1/20/87.....W, 6-3	H
3/3/87.....W, 3-2	H
4/5/87.....W, 6-5*	A
11/7/87.....L, 1-4	A
12/30/87.....W, 4-3	A
1/19/88.....W, 6-4	H
2/17/88.....W, 4-3	A
3/1/88.....W, 5-3	H
3/2/88.....W, 6-1	A
3/20/88.....L, 2-4	H
10/15/88.....W, 8-5	H
11/12/88.....L, 3-6	H
11/19/88.....W, 3-2	A
12/7/88.....L, 1-5	A
1/20/89.....L, 5-6*	H
4/1/89.....W, 6-4	H
4/2/89.....L, 4-7	A
12/2/89.....W, 5-3	A
12/27/89.....W, 3-1	A
1/16/90.....W, 9-6	H

1/24/90.....L, 2-3	A
2/9/90.....L, 3-5	H
3/4/90.....W, 4-3	H
3/27/90.....L, 1-4	A
10/17/90.....L, 2-3	A
10/20/90.....W, 4-0	H
12/7/90.....W, 5-2	H
12/8/90.....L, 2-4	A
1/1/91.....W, 4-3	H
1/25/91.....L, 1-5	A
3/30/91.....W, 4-0	H
10/18/91.....W, 6-5	H
10/19/91.....W, 5-1	A
11/20/91.....L, 5-6*	A
12/29/91.....W, 4-3	A
1/24/92.....L, 2-5	H
3/7/92.....W, 3-2*	H
4/12/92.....W, 4-3*	A
10/12/92.....L, 2-4	A
11/13/92.....L, 0-3	A
11/14/92.....L, 3-4*	H
12/9/92.....W, 6-2	A
1/1/93.....W, 9-2	H
3/27/93.....L, 2-5	H
4/10/93.....L, 3-5	H
10/8/93.....L, 3-6	H
10/9/93.....L, 4-6	A
1/9/94.....W, 4-0	A
1/14/94.....L, 2-5	H
4/1/94.....W, 2-1	H
2/15/95.....L, 2-4	A
2/20/95.....L, 0-2	H
2/25/95.....T, 3-3*	A
4/12/95.....L, 1-2	H
1/6/96.....L, 1-3	A
1/25/96.....L, 1-3	A
1/28/96.....L, 0-3	A
2/24/96.....L, 1-2	H
4/11/96.....L, 2-3	H
11/12/96.....L, 2-3*	A
11/22/96.....W, 5-1	A
11/23/96.....W, 4-3	H
3/15/97.....L, 2-3	A
3/19/97.....T, 2-2*	H
4/1/97.....L, 0-1	H
10/4/97.....W, 4-1	H
11/1/97.....L, 1-3	A
12/23/97.....T, 1-1*	H
3/20/98.....W, 2-0	H
3/21/98.....L, 2-3	A
12/1/98.....L, 0-4	H
12/20/98.....L, 2-3	H
1/9/99.....W, 3-2	A
2/12/99.....W, 3-2	A
4/8/99.....L, 0-1	A
11/13/99.....W, 4-2	H
12/18/99.....L, 4-5	A
1/14/00.....W, 3-2*	A
3/11/00.....W, 4-2	H
10/19/00.....W, 5-2	H
12/9/00.....W, 3-2	A
12/29/00.....L, 2-4	A
4/3/01.....L, 4-6	H
10/6/01.....W, 6-1	H
12/8/01.....L, 1-3	A
3/29/02.....W, 3-1	A
4/13/02.....L, 3-4*	H
12/27/02.....W, 3-2	H
12/28/02.....OTL, 1-2*	A
2/5/03.....L, 1-4	H
11/12/88.....L, 3-6	H
3/1/03.....OTL, 1-2*	A
12/4/03.....L, 0-3	A
1/1/04.....T, 2-2*	H
1/17/04.....OTL, 1-2*	A
2/19/04.....W, 3-1	H
11/11/05.....L, 3-4	H
11/12/05.....L, 2-3	A
12/28/05.....L, 2-7	A
1/16/06.....L, 3-4 so	H

12/22/06.....L, 1-4	H
12/29/06.....L, 3-4	A
2/24/07.....W, 4-2	A
2/25/07.....L, 2-3	H
12/7/07.....L, 2-3	A
12/10/07.....W, 3-2	H
2/24/08.....L, 1-2 ot	H
2/29/08.....W, 4-0	A
10/18/08.....L, 3-4 so	H
11/14/08.....W, 3-1	H
11/15/08.....L, 5-6 so	A
2/3/09.....W, 5-2	A
10/12/09.....L, 2-3 so	H
11/4/09.....L, 2-3	A
11/14/09.....L, 2-5	A
12/26/09.....W, 4-1	H
10/9/10.....W, 7-2	H
11/22/10.....L, 0-5	A
12/2/10.....W, 5-1	H
3/18/11.....W, 3-0	A
11/11/11.....W, 3-1	A
10/12/11.....L, 2-3 so	H
12/23/11.....L, 3-4 so	A
3/2/12.....L, 0-5	H

## NEW YORK ISLANDERS

Lead, 93-81-13-3  
Home: 48-34-11-2  
Away: 45-47-2-1

10/20/74.....L, 0-5	H
12/29/74.....L, 0-7	H
1/2/75.....L, 2-5	A
2/8/75.....L, 1-5	A
11/1/75.....L, 3-7	A
1/21/76.....L, 2-5	H
2/22/76.....L, 0-4	H
3/6/76.....L, 3-6	A
1/15/77.....L, 1-2	A
1/16/77.....T, 2-2	H
2/5/77.....T, 3-3	A
2/20/77.....T, 2-2	H
11/13/77.....L, 0-6	H
1/14/78.....L, 0-4	H
2/4/78.....L, 1-6	A
4/1/78.....L, 2-3	A
11/4/78.....L, 1-4	A
11/17/78.....L, 2-4	H
1/16/79.....L, 2-6	A
4/1/79.....W, 6-4	H
12/22/79.....L, 1-2	A
1/12/80.....L, 2-5	A
1/27/80.....W, 7-1	H
3/9/80.....W, 3-1	H
10/12/80.....L, 1-2	H
1/17/81.....L, 4-6	A
3/29/81.....L, 4-5	H
4/4/81.....L, 1-4	A
10/23/81.....L, 2-4	H
10/24/81.....L, 4-6	A
12/17/81.....L, 1-4	A
1/17/82.....T, 2-2	H
2/2/82.....L, 6-7	A
2/4/82.....L, 2-5	H
3/21/82.....L, 2-3	H
3/23/82.....L, 1-8	A
10/21/82.....L, 3-6	A
11/13/82.....W, 3-1	H
11/28/82.....T, 3-3	H
12/23/82.....W, 5-1	A
2/10/83.....L, 3-8	A
3/12/83.....L, 2-6	A
3/30/83.....L, 1-7	H
10/8/83.....L, 7-8*	H
11/18/83.....W, 7-1	H
11/19/83.....L, 2-6	A
12/22/83.....L, 1-6	A
12/23/83.....W, 7-3	H

3/17/84.....W, 2-1	A
3/31/84.....L, 1-3	H
11/20/84.....L, 3-5	A
11/23/84.....L, 1-5	H
12/27/84.....W, 5-4*	A
1/26/85.....W, 5-1	A
1/27/85.....W, 5-2	H
3/16/85.....L, 4-6	A
3/30/85.....W, 4-3	H
11/1/85.....W, 5-3	H
11/2/85.....L, 3-5	A
1/24/86.....L, 5-7	H
2/18/86.....W, 5-4	A
3/8/86.....W, 6-2	A
3/9/86.....W, 3-1	H
3/28/86.....L, 3-4	H
10/16/86.....L, 4-7	A
11/4/86.....L, 1-7	A
12/26/86.....W, 2-1	H
1/15/87.....W, 3-2	A
1/30/87.....T, 3-3*	H
3/24/87.....L, 4-6	H
2/5/88.....L, 2-4	H
2/12/88.....W, 6-2	H
2/27/88.....W, 3-0	A
3/18/88.....T, 3-3*	H
3/31/88.....L, 3-7	A
11/4/88.....W, 4-2	H
11/5/88.....L, 3-4*	A
11/22/88.....W, 4-2	A
11/23/88.....W, 7-6	H
12/31/88.....L, 4-6	A
3/26/89.....W, 3-2	H
3/28/89.....L, 4-5	A
10/20/89.....L, 3-5	H
11/7/89.....W, 5-3	A
11/22/89.....W, 5-3	H
12/15/89.....L, 3-5	H
1/13/90.....L, 2-4	A
2/2/90.....L, 3-5	A
3/20/90.....W, 3-0	H
10/19/90.....W, 4-3	H
11/3/90.....W, 5-2	A
12/1/90.....W, 3-1	A
1/27/91.....W, 5-4*	H
1/31/91.....W, 4-3*	A
3/2/91.....W, 3-2	H
3/21/91.....W, 6-2	A
3/21/91.....W, 2-4	A
11/2/91.....W, 7-4	A
11/29/91.....L, 2-3	H
11/30/91.....L, 1-8	A
1/1/92.....W, 8-5	H
2/23/92.....W, 4-1	A
3/15/92.....W, 5-2	H
4/13/92.....T, 1-1*	H
10/23/92.....L, 2-5	H
12/5/92.....W, 5-3	A
1/14/93.....W, 3-0	A
2/23/93.....W, 4-2	A
3/7/93.....L, 2-3	H
3/25/93.....W, 5-2	A
4/6/93.....L, 2-3	H
11/30/93.....L, 4-6	A
2/18/94.....W, 3-1	H
2/21/94.....L, 0-4	A
3/29/94.....T, 2-2*	H
4/5/94.....L, 3-4*	H
1/27/95.....W, 5-2	H
3/2/95.....W, 4-3	A
4/4/95.....W, 5-4	A
4/26/95.....W, 6-5	H
11/4/95.....W, 3-2	A
12/14/95.....W, 4-3*	H
12/23/95.....L, 1-3	A
2/3/96.....W, 6-5*	H
3/26/96.....W, 7-1	A

11/2/96.....L, 1-6	A
11/29/96.....L, 0-2	H
12/7/96.....L, 0-2	A
3/2/97.....L, 0-2	H
4/12/97.....W, 6-2	H
10/8/97.....W, 6-3	A
10/11/97.....W, 3-1	H
12/16/97.....T, 2-2*	H
3/12/98.....W, 2-1	A
3/31/98.....W, 5-2	H
4/13/98.....W, 2-0	A
11/14/98.....W, 5-3	A
10/11/99.....W, 5-1	H
1/11/99.....W, 4-3	H
2/9/99.....W, 2-1	A
11/27/99.....W, 4-3	A
12/7/99.....W, 4-2	H
2/28/00.....W, 3-2	A
3/15/00.....W, 4-3	H
10/21/00.....T, 4-4*	H
11/24/00.....W, 1-0	H
12/12/00.....W, 3-2	A
3/6/01.....W, 5-1	A
11/27/01.....T, 5-5*	A
1/1/02.....	

# Game-by-Game Results by Team

12/1/76.....L, 1-4	A	1/3/90.....L, 1-2	A	4/3/04.....OTL, 2-3*	H	4/3/03.....L, 1-5	H	10/10/82.....L, 4-6	A	12/21/93.....W, 4-1	A
12/28/76.....L, 2-5	H	2/23/90.....L, 3-6	H	10/10/05.....W, 3-2	H	10/23/03.....L, 1-5	A	12/19/82.....W, 3-1	A	1/29/94.....W, 4-2	A
3/25/77.....W, 7-2	H	2/28/90.....L, 2-3	H	11/26/05.....L, 3-2 so	A	1/3/04.....L, 2-5	A	12/26/82.....L, 3-6	H	2/2/94.....W, 5-2	N
12/21/77.....T, 5-5	A	3/31/90.....W, 2-1	A	3/31/05.....W, 5-1	H	2/17/04.....T, 1-1*	H	1/18/83.....W, 4-1	H	3/4/94.....T, 3-3*	H
12/30/77.....T, 3-3	H	4/1/90.....W, 3-2	A	3/16/06.....L, 4-5	A	3/8/04.....L, 1-4	H	3/5/83.....W, 4-3	H	2/13/95.....L, 3-5	A
3/12/78.....L, 2-8	A	10/10/90.....L, 2-4	A	10/5/06.....L, 2-5	A	1/4/06.....L, 1-3	H	3/20/83.....W, 3-2	A	2/28/95.....L, 2-4	A
3/24/78.....L, 4-11	H	10/13/90.....L, 2-5	H	11/11/06.....W, 3-1	H	3/2/06.....L, 1-7	A	10/6/83.....L, 1-4	A	10/6/83.....L, 1-4	A
11/26/78.....L, 4-9	A	11/28/90.....W, 6-3	A	12/30/06.....L, 1-4	A	3/12/06.....L, 2-5	H	10/22/83.....W, 4-1	H	4/8/95.....L, 1-3	H
1/24/79.....W, 5-1	H	12/17/90.....L, 3-5	A	2/10/07.....L, 2-5	H	4/1/06.....W, 1-0	A	12/15/83.....L, 4-9	A	10/11/95.....L, 1-2	A
2/18/79.....T, 6-6	A	12/28/90.....L, 3-5	H	10/12/07.....L, 1-3	A	11/6/06.....W, 4-3 ot	H	12/26/83.....L, 4-5	H	11/14/95.....T, 2-2*	H
3/20/79.....T, 2-2	H	2/22/91.....W, 3-2	H	11/1/07.....L, 0-2	A	12/6/06.....W, 6-2	H	1/8/84.....W, 7-1	A	1/28/96.....W, 3-2*	H
10/14/79.....W, 3-4	A	2/27/91.....T, 4-4*	A	12/12/07.....W, 5-4 ot	H	1/16/07.....L, 2-5	A	2/11/84.....W, 3-3	H	2/22/96.....L, 3-5	A
12/15/79.....W, 5-4	H	10/11/91.....W, 5-1	H	2/10/08.....W, 3-2 ot	H	1/30/07.....L, 2-3	A	4/1/84.....W, 4-1	A	3/3/96.....W, 3-0	H
12/30/79.....L, 2-5	A	10/14/91.....W, 5-3	A	11/9/08.....W, 3-1	H	11/8/07.....W, 4-1	A	10/11/84.....T, 2-2*	A	10/30/96.....W, 4-2	H
2/2/80.....L, 3-6	H	11/13/91.....W, 5-3	A	12/23/08.....W, 5-4 ot	A	12/29/07.....W, 8-6	A	10/13/84.....L, 2-4	H	11/14/96.....W, 5-2	A
10/18/80.....W, 8-2	H	12/13/91.....L, 3-5	H	11/3/09.....W, 2-1	H	1/1/08.....W, 6-3	H	12/23/84.....L, 4-7	A	1/11/97.....T, 3-3*	A
12/10/80.....L, 2-6	A	12/26/91.....L, 6-8	H	2/11/09.....L, 4-5 so	A	1/15/08.....W, 4-2	H	12/26/84.....W, 6-0	H	1/29/97.....L, 1-2	H
12/26/80.....W, 3-2	H	2/7/92.....W, 6-2	H	10/8/09.....L, 3-4	H	11/4/08.....L, 1-2 ot	A	2/9/85.....L, 4-5	H	3/9/97.....L, 0-5	A
2/21/81.....L, 4-6	A	3/9/92.....W, 5-2	A	11/17/09.....W, 4-2	A	12/12/08.....W, 5-1	H	3/29/85.....L, 6-9	A	3/29/97.....L, 3-5	H
11/7/81.....L, 1-3	H	10/9/92.....L, 2-4	H	2/4/10.....W, 6-5	A	1/20/09.....L, 2-3	A	3/8/85.....L, 2-4	H	10/31/97.....T, 2-2*	H
12/20/81.....W, 3-2	A	10/21/92.....L, 1-2	A	3/6/10.....W, 2-0	H	2/1/09.....W, 7-4	H	10/13/85.....L, 2-4	H	1/9/98.....W, 4-1	H
12/26/81.....T, 4-4	H	11/11/92.....W, 7-4	A	11/9/10.....W, 5-3	A	11/23/09.....L, 3-4 ot	A	1/9/86.....L, 0-4	A	1/31/98.....W, 3-2*	A
1/3/82.....W, 4-3	A	12/4/92.....W, 8-4	H	12/12/10.....L, 0-7	A	1/7/10.....W, 5-2	H	1/18/86.....W, 5-2	H	3/5/98.....L, 2-3	A
1/24/82.....L, 4-4	A	12/29/92.....W, 4-3*	H	1/24/11.....L, 1-2 so	H	2/11/10.....L, 5-6	A	2/22/86.....L, 1-3	A	4/11/98.....L, 3-4	A
1/27/82.....L, 4-5	H	1/13/93.....L, 4-5	A	2/25/11.....L, 0-6	H	3/30/10.....L, 4-5 ot	H	3/13/86.....L, 0-2	A	12/5/98.....L, 1-2	A
3/14/82.....T, 5-5	A	4/4/93.....L, 0-4	H	11/25/11.....L, 3-6	H	10/11/10.....W, 3-2 ot	H	3/23/86.....W, 6-5	H	1/13/99.....L, 0-3	H
3/20/82.....L, 3-4	H	4/14/93.....W, 2-0	A	12/28/11.....W, 4-1	H	12/19/10.....W, 3-2	A	4/6/86.....L, 3-5	A	1/21/99.....L, 1-4	A
10/6/82.....W, 5-4	A	4/16/93.....W, 4-2	H	2/12/12.....L, 2-3	A	1/16/11.....W, 3-1	H	10/11/86.....L, 1-6	H	4/10/99.....L, 1-2	H
12/10/82.....T, 4-4	H	10/11/93.....L, 2-5	A	4/7/12.....W, 4-1	A	3/25/11.....L, 0-2	A	11/16/86.....L, 2-6	A	10/12/99.....W, 5-4	H
1/1/83.....L, 2-7	H	11/13/93.....L, 0-2	H			10/15/11.....W, 2-1	H	11/28/86.....L, 2-4	H	1/30/00.....W, 2-0	H
2/16/83.....L, 4-5	A	11/28/93.....L, 1-3	A			12/3/11.....W, 3-2 ot	H	1/3/87.....L, 1-4	H	2/19/00.....L, 2-4	A
3/3/83.....W, 4-3	A	12/23/93.....L, 0-1	H			12/7/11.....W, 5-3	A	1/11/87.....T, 2-2*	A	3/9/00.....L, 1-3	A
3/27/83.....L, 4-5	A	2/7/94.....W, 4-1	A			2/22/12.....L, 2-5	A	3/5/87.....L, 2-4	A	10/29/00.....T, 1-1*	A
4/3/83.....W, 3-0	H	3/9/94.....L, 5-7	N					4/4/87.....W, 3-2*	H	11/18/00.....L, 3-5	A
10/13/83.....L, 3-4	A	2/8/95.....L, 4-5	A					10/22/87.....W, 4-1	A	12/30/00.....W, 6-3	H
11/12/83.....W, 7-4	H	3/5/95.....W, 4-2	H					12/26/87.....L, 2-3	H	1/28/01.....W, 4-2	H
11/16/83.....L, 1-4	A	3/18/95.....W, 4-1	H					1/5/88.....W, 3-1	A	10/20/01.....L, 3-6	A
11/25/83.....W, 3-1	H	4/24/95.....L, 4-5	A					1/31/88.....W, 1-0*	H	10/30/01.....L, 0-3	H
12/7/83.....L, 5-7	A	12/16/95.....W, 3-2	H					3/10/88.....L, 2-5	A	11/15/01.....L, 0-5	A
1/2/84.....T, 2-2*	H	12/18/95.....L, 0-3	A					3/25/88.....W, 5-3	H	12/26/01.....L, 1-4	H
3/3/84.....W, 5-1	H	1/5/96.....T, 4-4*	H					4/3/88.....T, 2-2*	A	10/19/02.....L, 1-3	A
10/20/84.....L, 5-6	H	2/27/96.....W, 5-3	A					12/6/88.....W, 4-3	H	11/2/02.....L, 1-2	A
11/7/84.....L, 3-4	A	3/9/96.....L, 1-6	H					12/15/88.....L, 1-4	A	11/9/02.....W, 4-1	H
11/28/84.....W, 2-1	A	4/10/96.....W, 4-1	A					12/27/88.....W, 4-3	H	3/10/03.....W, 2-1*	H
12/15/84.....W, 4-2	H	10/23/96.....W, 3-2	A					1/26/89.....W, 1-0	A	11/8/03.....L, 2-4	A
12/16/84.....W, 6-3	A	11/9/96.....W, 3-2	H					2/5/89.....L, 1-3	H	1/25/04.....L, 1-4	H
1/19/85.....W, 7-1	H	1/9/97.....W, 2-0	H					3/24/89.....W, 6-1	H	2/4/04.....L, 1-5	A
2/28/85.....W, 5-4	A	1/22/97.....L, 3-5	H					3/30/89.....L, 4-5	A	3/4/04.....W, 2-1	H
10/10/85.....L, 2-4	A	3/12/97.....L, 2-3	A					10/6/89.....W, 5-3	H	11/3/05.....L, 1-8	A
11/29/85.....L, 2-5	H	12/2/97.....W, 3-2*	A					12/1/89.....L, 2-3	H	12/31/05.....W, 4-3 so	H
12/29/85.....L, 5-6	A	1/3/98.....L, 2-3	H					12/5/89.....W, 4-3	A	1/6/06.....L, 1-3	H
1/1/86.....W, 3-0	H	1/8/98.....W, 5-3	A					12/19/89.....W, 2-1	A	2/10/06.....L, 4-5	A
3/1/86.....W, 4-0	H	1/26/98.....T, 2-2*	A					1/28/90.....W, 7-2	H	11/4/06.....W, 5-3	A
3/2/86.....W, 4-2	A	4/14/98.....W, 3-1	H					12/11/90.....W, 4-1	H	12/9/06.....W, 5-3	A
4/5/86.....T, 4-4*	H	1/7/99.....W, 5-1	H					3/10/90.....W, 4-3	A	12/16/06.....W, 4-1	H
10/13/86.....W, 7-6*	A	1/26/99.....L, 1-4	H					3/29/90.....T, 2-2*	A	1/9/07.....W, 6-2	H
12/14/86.....L, 1-3	H	2/1/99.....W, 3-1	A					10/23/90.....W, 6-2	A	11/2/07.....L, 2-3	H
12/17/86.....L, 1-6	A	3/4/99.....L, 2-4	H					1/4/91.....T, 3-3*	H	11/23/07.....W, 4-3 ot	A
2/4/87.....L, 2-3	A	3/15/99.....T, 1-1*	A					1/24/91.....L, 1-6	A	1/13/08.....L, 4-6	H
2/7/87.....L, 4-5*	H	11/11/99.....OTL, 4-5*	H					2/10/91.....W, 5-2	H	2/6/08.....W, 4-3	A
3/1/87.....W, 7-3	H	12/17/99.....W, 3-2*	A					3/16/91.....W, 6-0	H	12/20/08.....L, 1-7	A
4/1/87.....W, 5-1	A	3/23/00.....W, 4-1	A					3/28/91.....W, 3-0	A	1/6/09.....W, 2-1 so	H
10/17/87.....W, 4-3	H	4/3/00.....W, 4-1	H					10/4/91.....W, 5-2	H	2/24/09.....L, 2-4	H
10/19/87.....W, 4-2	A	11/9/00.....L, 3-5	H					12/5/91.....W, 4-3	A	3/12/09.....W, 2-1	A
1/8/88.....W, 8-4	H	12/6/00.....L, 2-3	A					12/22/91.....L, 3-4*	A	10/6/09.....L, 5-6 ot	A
2/6/88.....L, 0-3	H	3/9/01.....W, 5-3	H					1/28/92.....L, 2-3	A	10/27/09.....W, 4-2	H
2/11/88.....W, 5-3	A	3/19/01.....L, 3-6	A					2/22/92.....W, 7-5	H	12/5/09.....W, 8-2	A
3/12/88.....L, 2-4	H	10/10/01.....W, 5-2	A					3/14/92.....L, 1-3	A	1/17/10.....W, 5-3	H
3/16/88.....W, 8-4	A	11/23/01.....W, 6-2	H					3/20/92.....L, 6-7	H	11/7/10.....W, 3-2 ot	H
10/19/88.....L, 1-5	A	12/4/01.....W, 5-2	H					10/10/92.....L, 2-4	H	11/20/10.....L, 4-5 so	H
10/21/88.....L, 1-4	H	1/26/02.....L, 3-6	A					12/12/92.....W, 5-2	A	1/18/11.....L, 2-3 ot	A
12/19/88.....L, 1-3	A	10/23/02.....W, 2-1	A					12/26/92.....T, 5-5*	H	3/22/11.....W, 5-4 so	A
12/23/88.....T, 2-2*	H	1/4/03.....T, 2-2*	A					1/7/93.....L, 2-8	A	10/20/11.....W, 5-2	A
1/4/89.....T, 3-3*	A	1/15/03.....OTL, 1-2*	H					3/5/93.....L, 0-3	H	12/13/11.....L, 1-5	H
2/1/89.....W, 4-3*	A	1/26/03.....W, 7-2	H					3/11/93.....L, 4-6	A	3/4/12.....L, 0-1	H
3/11/89.....W, 4-2	H	1/28/04.....W, 2-1	A					4/8/93.....L, 3-4	A	3/22/12.....L, 1-2 so	A
10/13/89.....W, 7-4	H	3/5/04.....L, 2-3	A					10/15/93.....L, 0-3	H		
12/23/89.....W, 3-2	H	3/18/04.....W, 4-3	H					12/9/93.....W, 4-2	A		

## OTTAWA SENATORS

Lead, 37-30-5-3

Home: 22-11-4-1

Away: 15-19-1-2

## PHILADELPHIA FLYERS

Trail, 72-96-19-4

Home: 40-40-13-1

Away: 31-56-6-3

Neutral: 1-0-0



# Game-by-Game Results by Team

## PHOENIX COYOTES

Lead, 29-25-12-1  
Home: 20-8-5-1  
Away: 9-17-7-0

11/2/79.....	T, 1-1	A
11/7/79.....	W, 6-3	H
1/22/80.....	W, 5-4	H
2/8/80.....	W, 6-3	A
10/10/80.....	W, 4-1	H
11/2/80.....	T, 4-4	A
12/31/80.....	W, 5-3	A
1/27/81.....	W, 4-3	H
12/4/81.....	W, 7-3	H
1/20/82.....	L, 0-3	A
2/21/82.....	W, 6-3	A
11/19/82.....	T, 3-3	A
12/7/82.....	T, 3-3	H
2/13/83.....	W, 6-1	H
10/30/83.....	W, 7-3	A
1/17/84.....	W, 8-3	H
2/19/84.....	L, 3-4*	A
12/7/84.....	L, 5-7	H
2/3/85.....	W, 6-2	H
2/13/85.....	L, 3-5	A
10/25/85.....	T, 7-7*	A
12/20/85.....	L, 4-7	A
3/21/86.....	W, 5-3	H
12/3/86.....	T, 3-3*	A
1/13/87.....	L, 2-3	H
2/1/87.....	W, 6-4	H
10/30/87.....	L, 2-3*	A
1/26/88.....	L, 2-3	H
2/19/88.....	W, 6-0	A
10/23/88.....	L, 2-3	A
12/17/88.....	W, 6-3	H
3/14/89.....	W, 6-3	H
10/25/89.....	L, 4-6	A
1/10/90.....	L, 1-6	A
1/23/90.....	L, 3-4	H
10/12/90.....	W, 3-1	H
2/2/91.....	L, 2-4	H
3/8/91.....	W, 2-1	A
10/27/91.....	L, 5-6	A
12/8/91.....	L, 3-4	A
3/6/92.....	T, 3-3	H
10/26/92.....	L, 2-6	A
12/11/92.....	W, 8-6	H
10/6/93.....	L, 4-6	A
4/12/94.....	W, 4-3	H
12/10/95.....	W, 6-1	A
1/16/96.....	T, 1-1*	H
12/17/96.....	L, 3-4	A
1/3/97.....	W, 3-0	H
10/23/97.....	T, 3-3*	A
3/16/98.....	W, 2-1	H
2/24/99.....	L, 1-2	H
3/25/99.....	L, 2-4	A
10/23/99.....	T, 2-2*	A
1/28/00.....	W, 3-2*	H
11/14/00.....	T, 2-2*	H
10/13/01.....	L, 2-5	A
11/2/01.....	T, 2-2*	H
12/13/02.....	W, 4-3	A
1/1/03.....	OTL, 1-2*	H
1/7/04.....	L, 0-3	H
1/16/06.....	W, 6-1	A
1/1/07.....	L, 2-3	H
10/23/08.....	L, 1-2	A
1/23/10.....	W, 4-2	H
2/14/11.....	L, 2-3	A
11/21/11.....	W, 4-3	H

## PITTSBURGH PENGUINS

Lead, 88-87-16-6  
Home: 51-36-9-4

Away: 36-51-7-2  
Neutral: 1-0-0-0

11/16/74.....	L, 1-8	A
11/18/74.....	L, 0-6	H
1/19/75.....	L, 2-3	H
2/26/75.....	L, 1-3	A
3/15/75.....	L, 1-12	A
4/6/75.....	W, 8-4	H
10/7/75.....	L, 2-4	H
10/11/75.....	L, 5-7	A
11/12/75.....	T, 6-6	H
1/24/76.....	L, 2-8	A
3/19/76.....	L, 3-7	H
4/3/76.....	W, 5-4	A
11/30/76.....	W, 6-4	H
12/18/76.....	W, 5-3	A
1/6/77.....	T, 3-3	H
2/22/77.....	W, 3-1	H
2/26/77.....	L, 1-2	A
3/30/77.....	W, 4-3	A
10/14/77.....	W, 2-1	H
12/4/77.....	L, 2-4	H
12/28/77.....	T, 2-2	A
1/2/78.....	W, 3-2	H
1/21/78.....	W, 5-2	A
4/8/78.....	W, 6-4	A
10/21/78.....	L, 1-5	A
11/1/78.....	W, 6-4	H
11/29/78.....	L, 3-5	A
12/1/78.....	L, 4-7	H
1/20/79.....	W, 5-2	A
3/17/79.....	L, 2-5	H
3/21/79.....	T, 2-2	A
4/8/79.....	W, 5-2	H
10/20/79.....	L, 1-5	A
12/7/79.....	L, 3-5	H
3/30/80.....	L, 0-4	A
4/1/80.....	W, 6-2	H
11/12/80.....	W, 3-1	A
12/12/80.....	L, 2-6	H
1/31/81.....	T, 4-4	A
2/26/81.....	L, 5-7	H
11/11/81.....	L, 2-3	H
12/12/81.....	L, 4-7	A
12/30/81.....	L, 2-6	A
1/31/82.....	W, 8-3	H
2/6/82.....	W, 6-4	A
3/10/82.....	L, 2-7	H
3/28/82.....	L, 5-6	H
3/31/82.....	T, 4-4	A
10/27/82.....	L, 5-7	A
12/2/82.....	W, 5-4	H
12/18/82.....	W, 3-1	A
12/28/82.....	W, 6-3	H
1/26/83.....	W, 6-2	A
1/28/83.....	W, 7-2	H
3/26/83.....	T, 4-4	H
10/14/83.....	L, 0-4	H
10/25/83.....	W, 1-0	A
1/21/84.....	W, 3-2	A
3/1/84.....	W, 9-1	H
3/5/84.....	W, 5-2	A
3/24/84.....	W, 6-0	H
3/25/84.....	W, 4-3	A
11/21/84.....	T, 3-3*	A
1/16/85.....	W, 9-1	H
1/16/85.....	W, 5-4	A
1/17/85.....	W, 6-2	H
3/24/85.....	W, 7-3	H
4/6/85.....	W, 7-4	A
4/7/85.....	W, 7-3	H
11/6/85.....	W, 4-1	A
11/19/85.....	W, 4-3	H
11/20/85.....	W, 3-1	A
2/12/86.....	L, 1-8	A
3/11/86.....	W, 5-3	H
3/17/86.....	W, 5-3	A
4/1/86.....	W, 5-3	H

10/9/86.....	L, 4-5	A
11/22/86.....	L, 4-5	H
1/1/87.....	W, 4-3*	H
1/7/87.....	L, 2-5	A
1/9/87.....	W, 3-2	H
1/27/87.....	L, 5-7	A
3/20/87.....	W, 4-3	H
11/11/87.....	L, 2-3	A
11/27/87.....	L, 2-4	H
11/28/87.....	T, 5-5*	A
1/1/88.....	W, 5-3	H
2/2/88.....	L, 2-3*	A
3/23/88.....	L, 1-7	A
4/2/88.....	L, 6-7*	H
10/7/88.....	L, 4-6	H
10/11/88.....	L, 7-8	A
11/25/88.....	L, 3-5	H
11/30/88.....	L, 4-6	A
1/2/89.....	W, 8-0	H
3/3/89.....	W, 4-2	H
3/22/89.....	W, 5-4	A
11/24/89.....	L, 4-7	H
11/25/89.....	W, 4-1	A
12/6/89.....	L, 3-5	A
12/21/89.....	L, 2-5	A
12/26/89.....	W, 6-3	H
1/12/90.....	L, 4-6	H
2/8/90.....	L, 5-7	A
10/5/90.....	L, 4-7	H
11/23/90.....	W, 7-3	H
11/24/90.....	L, 2-3*	A
12/5/90.....	W, 3-1	A
12/26/90.....	L, 3-7	H
1/29/91.....	L, 2-3*	A
2/24/91.....	T, 5-5*	H
10/29/91.....	W, 8-0	A
11/15/91.....	W, 6-2	H
12/14/91.....	W, 7-2	A
12/28/91.....	L, 2-6	H
1/26/92.....	W, 6-4	H
2/25/92.....	W, 5-3	H
4/15/92.....	L, 1-4	A
11/27/92.....	W, 6-4	H
11/28/92.....	L, 3-5	A
1/26/93.....	L, 3-6	A
1/31/93.....	T, 2-2*	H
2/28/93.....	L, 2-4	H
3/18/93.....	L, 5-7	A
3/28/93.....	L, 1-4	H
11/18/93.....	L, 2-3	A
11/26/93.....	T, 4-4*	H
12/26/93.....	W, 7-3	H
3/15/94.....	W, 5-4*	A
1/29/95.....	L, 1-4	H
4/11/95.....	L, 1-3	A
4/22/95.....	W, 2-1	A
5/2/95.....	W, 7-2	H
11/17/95.....	L, 2-3*	H
11/18/95.....	L, 0-3	A
1/1/96.....	W, 4-2	H
4/4/96.....	L, 2-4	A
10/19/96.....	L, 1-2	A
11/1/96.....	W, 4-2	H
12/6/96.....	L, 3-5	H
12/30/96.....	L, 3-5	A
11/12/97.....	W, 4-1	H
12/26/97.....	L, 1-4	H
1/28/98.....	T, 2-2*	H
2/4/98.....	T, 2-2*	H
11/25/98.....	W, 5-4	H
12/19/98.....	L, 0-3	A
2/15/99.....	L, 3-7	A
2/28/99.....	W, 4-3	H
12/9/99.....	L, 0-3	A
12/29/99.....	W, 3-2*	H
2/1/00.....	L, 2-3	A
3/30/00.....	OTL, 3-4*	H
1/3/01.....	L, 2-3	A

1/8/01.....	L, 3-5	H
3/3/01.....	W, 4-3	H
3/7/01.....	W, 4-3	A
12/11/01.....	T, 2-2*	H
12/21/01.....	L, 3-4	A
12/22/01.....	T, 4-4*	H
3/24/02.....	L, 2-6	A
10/28/02.....	L, 2-3	A
12/3/02.....	W, 4-1	A
1/30/03.....	W, 2-1	H
4/5/03.....	W, 5-3	H
1/18/04.....	L, 4-3	H
3/16/04.....	L, 1-4	A
3/30/04.....	W, 4-2	H
4/4/04.....	L, 3-4	A
11/22/05.....	L, 4-5	A
1/25/06.....	L, 1-8	A
2/11/06.....	L, 3-6	H
3/8/06.....	W, 6-3	H
12/11/06.....	L, 4-5 so	H
2/3/07.....	L, 0-2	A
2/18/07.....	L, 2-3	A
3/27/07.....	L, 3-4	H
10/20/07.....	L, 1-2	H
12/27/07.....	L, 3-4 ot	A
1/21/08.....	W, 6-5 so	A
3/9/08.....	L, 2-4	H
10/16/08.....	W, 4-3	A
1/14/09.....	W, 6-3	A
2/22/09.....	W, 5-2	H
3/8/09.....	L, 3-4 so	H
1/21/10.....	W, 6-3	A
2/8/10.....	W, 5-4 ot	H
3/24/10.....	W, 4-3 so	H
4/6/10.....	W, 6-3	A
12/23/10.....	L, 2-3 so	H
1/1/11.....	W, 3-1	A
2/6/11.....	W, 3-0	H
2/21/11.....	W, 1-0	A
10/13/11.....	W, 3-2 ot	A
12/1/11.....	L, 1-2	H
1/11/12.....	W, 1-0	H
1/22/12.....	L, 3-4 ot	A

## ST. LOUIS BLUES

Tied, 37-37-12-1  
Home: 23-16-4-0  
Away: 14-21-8-1

12/7/74.....	L, 2-8	A
12/8/74.....	L, 1-3	H
2/15/75.....	L, 1-7	A
2/23/75.....	L, 2-7	H
11/9/75.....	L, 3-5	H
11/15/75.....	L, 2-9	A
1/8/76.....	L, 2-4	A
2/13/76.....	L, 0-2	H
1/2/77.....	W, 2-1	H
1/23/77.....	W, 6-3	H
1/29/77.....	W, 5-2	A
2/19/77.....	L, 1-4	A
11/15/77.....	T, 2-2	A
12/11/77.....	W, 2-1	H
3/4/78.....	T, 3-3	A
3/19/78.....	L, 2-3	H
11/21/78.....	W, 4-3	A
11/22/78.....	L, 1-3	H
12/2/78.....	L, 2-5	A
3/10/79.....	W, 7-5	H
12/8/79.....	L, 1-5	A
3/5/80.....	W, 7-5	H
3/22/80.....	L, 2-6	A
3/26/80.....	W, 4-2	H
10/24/80.....	L, 2-3	H
10/25/80.....	T, 3-3	A
2/28/81.....	L, 4-7	A
3/21/81.....	T, 3-3	H
1/9/82.....	L, 4-7	A

2/25/82.....	W, 9-1	H
3/3/82.....	W, 8-4	H
10/30/82.....	W, 6-5	A
11/5/82.....	L, 3-4	H
1/8/83.....	T, 3-3	A
1/5/84.....	W, 5-1	H
2/18/84.....	W, 4-2	A
3/18/84.....	L, 3-5	H
12/11/84.....	T, 3-3*	A
12/22/84.....	W, 7-5	H
1/9/85.....	W, 4-2	A
10/29/85.....	W, 5-3	H
12/5/85.....	W, 3-2*	H
3/15/86.....	W, 5-4	A
12/20/86.....	W, 5-3	H
1/5/87.....	W, 6-4	A
3/14/87.....	T, 3-3*	A
12/20/87.....	T, 1-1*	H
1/16/88.....	L, 1-3	A
3/22/88.....	L, 3-5	H
11/29/88.....	W, 4-3	H
1/28/89.....	T, 4-4*	A
2/14/89.....	W, 5-3	A
10/28/89.....	L, 0-1	A
10/31/89.....	T, 1-1*	H
3/13/90.....	L, 1-4	H
12/20/90.....	T, 3-3*	A
1/15/91.....	L, 3-7	A
3/19/91.....	L, 1-2	H
1/14/92.....	W, 6-1	A
2/27/92.....	L, 3-7	A
3/17/92.....	W, 6-4	H
2/11/93.....	W, 10-6	A
2/21/93.....	W, 5-2	H
11/24/93.....	W, 5-2	H
2/10/94.....	W, 3-3	A
10/7/95.....	W, 4-1	H
10/29/95.....	W, 3-1	A
10/26/96.....	W, 6-4	A
3/25/97.....	W, 3-2	H
10/25/97.....	L, 2-5	A
12/29/97.....	W, 4-2	H
11/28/98.....	L, 2-4	A
4/7/99.....	L, 2-4	H
1/1/00.....	T, 1-1*	H
3/20/00.....	L, 1-2	A
11/2/00.....	L, 0-2	A
11/3/01.....	L, 1-4	A
1/30/02.....	L, 1-4	H
1/28/03.....	L, 3-5	H
10/18/03.....	L, 1-4	A
1/19/06.....	W, 5-4 so	H
10/27/07.....	L, 3-4	A
12/18/08.....	W, 4-2	H
2/13/		

# Game-by-Game Results by Team

2/3/04.....W, 2-1	H
2/23/04.....L, 3-6	H
2/28/04.....L, 2-4	A
3/27/04.....L, 1-4	A
10/16/05.....W, 3-2 so	H
10/28/05.....L, 2-4	A
11/15/05.....W, 4-3 so	H
11/23/05.....L, 3-4 so	H
1/29/06.....W, 2-1	H
2/4/06.....L, 0-5	A
3/23/06.....L, 3-4 ot	A
4/18/06.....W, 4-1	A
10/21/06.....L, 4-6	H
11/28/06.....W, 5-2	A
12/19/06.....L, 4-5	A
1/11/07.....L, 4-5	A
2/15/07.....L, 2-3 so	A
3/1/07.....L, 4-5 so	H
3/18/07.....W, 7-1	H
3/31/07.....L, 2-5	A
10/24/07.....W, 5-3	H
11/10/07.....L, 2-5	H
11/16/07.....L, 2-5	A
12/15/07.....W, 3-2	A
12/26/07.....W, 3-2	H
2/16/08.....W, 3-2	A
3/27/08.....W, 4-3 ot	A
4/3/08.....W, 4-1	H
11/10/08.....W, 4-2	H
1/1/09.....W, 7-4	H
2/14/09.....W, 5-1	A
3/19/09.....W, 5-2	A
3/27/09.....W, 5-3	H
4/9/09.....W, 4-2	A
12/17/09.....W, 3-0	A
1/12/10.....L, 4-7	A
1/31/10.....W, 3-2	H
3/4/10.....W, 5-4	H
3/12/10.....L, 2-3	H
3/20/10.....W, 3-1	A
11/11/10.....W, 6-3	H
11/26/10.....W, 6-0	H
1/4/11.....L, 0-1 ot	H
1/12/11.....L, 0-3	A
2/4/11.....W, 5-2	A
3/7/11.....W, 2-1 so	A
10/10/11.....W, 6-5 so	H
1/13/12.....W, 4-3	H
1/31/12.....L, 3-4 ot	A
2/18/12.....L, 1-2	A
3/8/12.....W, 3-2 ot	H
4/2/12.....L, 2-4	A

## TORONTO MAPLE LEAFS

Lead, 61-50-10-5  
Home: 38-20-4-2  
Away: 23-30-6-3

10/27/74.....L, 3-4	H
11/30/74.....L, 1-7	A
12/15/74.....W, 3-1	H
3/1/75.....L, 4-5	A
3/9/75.....L, 2-4	H
10/24/75.....L, 3-6	H
11/18/75.....L, 2-4	A
2/4/76.....T, 4-4	A
2/16/76.....L, 1-5	H
3/20/76.....L, 3-7	A
12/17/76.....W, 3-2	H
1/1/77.....L, 1-3	A
2/12/77.....L, 0-10	A
2/25/77.....W, 4-2	H
3/27/77.....W, 7-4	H
11/11/77.....L, 1-3	H
11/16/77.....L, 2-5	A
11/26/77.....T, 4-4	A
2/25/78.....L, 0-4	A
3/15/78.....L, 2-5	H

12/17/78.....W, 7-6	H
12/30/78.....T, 5-5	A
1/28/79.....T, 2-2	H
3/28/79.....L, 2-6	A
10/19/79.....L, 3-5	H
11/28/79.....L, 2-4	H
12/26/79.....W, 8-2	A
3/24/80.....L, 1-6	A
11/28/80.....W, 6-2	H
11/29/80.....W, 7-3	A
3/8/81.....W, 7-3	H
3/14/81.....L, 3-5	A
12/5/81.....L, 4-9	A
12/11/81.....W, 11-2	H
4/3/82.....W, 6-4	A
10/13/82.....W, 5-3	A
11/26/82.....W, 5-3	H
1/6/83.....L, 1-3	H
12/17/83.....W, 3-1	A
1/27/84.....W, 6-1	H
1/28/84.....W, 8-0	A
2/1/85.....T, 3-3*	H
2/5/85.....W, 4-1	A
3/14/85.....W, 4-0	H
10/16/85.....W, 6-5*	A
12/10/85.....W, 3-2	H
1/29/86.....L, 2-5	A
12/10/86.....L, 2-8	A
3/13/87.....W, 10-2	H
3/31/87.....W, 4-2	H
12/15/87.....L, 3-5	A
12/18/87.....W, 4-2	H
12/28/87.....T, 4-4*	A
10/14/88.....L, 1-3	H
1/6/89.....W, 3-0	H
1/11/89.....W, 3-2	A
10/21/89.....L, 4-8	A
11/3/89.....W, 2-1	H
1/8/90.....L, 6-8	A
11/14/90.....L, 3-5	A
11/21/90.....W, 5-3	H
12/22/90.....L, 2-5	H
10/9/91.....W, 5-4	A
11/1/91.....W, 4-0	H
12/20/91.....W, 4-3	H
10/6/92.....W, 6-5	A
3/9/93.....W, 3-1	H
10/13/93.....L, 1-7	A
1/11/94.....L, 1-2	H
11/10/95.....L, 1-6	A
2/16/96.....W, 4-3	H
1/13/97.....W, 6-3	H
2/26/97.....W, 3-1	A
10/1/97.....W, 4-1	A
1/6/98.....W, 5-3	H
11/10/98.....W, 4-1	H
1/1/99.....W, 5-2	A
1/30/99.....L, 3-5	A
2/22/99.....W, 4-3	H
11/5/99.....W, 5-3	H
11/29/99.....L, 1-3	A
1/22/00.....T, 5-5*	A
4/1/00.....L, 3-4	H
3/9/75.....W, 3-2	A
2/1/01.....W, 5-4	H
3/1/01.....OTL, 2-3*	H
11/6/01.....L, 2-4	A
1/11/02.....T, 3-3*	H
3/4/02.....L, 2-3	H
3/21/02.....W, 4-3	A
11/26/02.....L, 4-5	A
1/17/03.....L, 1-4	H
2/20/03.....L, 2-6	H
3/29/03.....OTL, 3-4*	A
10/13/03.....T, 2-2*	A
10/25/03.....L, 1-4	A
12/19/03.....T, 2-2*	H
1/21/04.....L, 2-3	H
11/6/05.....W, 5-4	H

11/8/05.....L, 4-6	A
2/3/06.....W, 4-1	H
2/28/06.....W, 5-3	A
11/24/06.....L, 1-7	H
12/23/06.....W, 3-2	A
3/6/07.....L, 0-3	A
3/16/07.....W, 5-1	H
10/29/07.....W, 7-1	A
1/23/08.....L, 2-3	A
1/24/08.....W, 2-1	H
3/1/08.....L, 2-3	H
12/6/08.....W, 2-1	A
12/28/08.....W, 4-1	H
3/5/09.....L, 1-2	H
3/24/09.....L, 2-3 so	A
10/13/09.....W, 6-4	H
11/21/09.....L, 1-2 so	A
12/12/09.....L, 3-6	A
1/15/10.....W, 6-1	H
11/3/10.....W, 5-4 so	H
12/6/10.....L, 4-5 so	H
1/22/11.....W, 4-1	A
4/5/11.....W, 3-2 so	A
11/19/11.....L, 1-7	A
12/9/12.....W, 4-2	H
2/25/12.....W, 4-2	A
3/11/12.....W, 2-0	H

## VANCOUVER CANUCKS

Lead, 39-36-9-1  
Home: 23-16-4-0  
Away: 16-20-5-1

12/17/74.....L, 2-4	A
1/23/75.....L, 2-3	H
2/1/75.....L, 2-5	A
3/2/75.....L, 3-7	H
10/14/75.....L, 2-7	A
11/19/75.....L, 2-5	H
1/6/76.....L, 3-5	H
1/30/76.....L, 2-4	A
10/13/76.....L, 1-4	A
11/9/76.....W, 4-2	H
12/7/76.....W, 4-3	H
3/9/77.....L, 2-5	A
12/6/77.....L, 2-5	H
12/13/77.....L, 1-3	A
1/31/78.....L, 2-4	A
2/14/78.....L, 2-4	H
12/9/78.....W, 7-5	A
1/14/79.....W, 5-3	H
2/3/79.....L, 1-5	H
3/2/79.....W, 6-2	A
10/27/79.....L, 3-5	A
12/21/79.....W, 2-1	H
1/11/80.....W, 7-4	H
2/16/80.....W, 5-3	A
12/9/80.....L, 2-4	H
12/30/80.....T, 3-3	A
1/29/81.....W, 3-1	H
2/3/81.....T, 3-3	A
10/28/81.....L, 0-3	A
1/2/82.....W, 5-2	H
3/17/82.....T, 6-6	H
11/21/82.....L, 3-5	A
2/18/83.....W, 2-1	A
3/23/83.....T, 1-1	H
11/4/83.....W, 5-4*	H
1/13/84.....W, 6-4	A
2/28/84.....L, 2-3	H
10/28/84.....W, 5-2	A
2/21/85.....W, 6-2	A
2/26/85.....W, 3-2	H
11/15/85.....W, 5-3	H
12/7/85.....W, 2-1	H
12/17/85.....T, 4-4*	A
10/28/86.....W, 5-2	A
11/5/86.....W, 3-2	H

2/20/87.....W, 6-3	A
10/27/87.....W, 3-2	A
11/3/87.....W, 3-2	H
3/6/88.....W, 7-2	H
10/25/88.....W, 4-3*	A
2/19/89.....L, 2-3	A
3/5/89.....W, 3-0	H
11/14/89.....T, 4-4*	A
1/5/90.....L, 2-5	H
3/17/90.....L, 1-3	H
10/30/90.....W, 2-1	A
2/5/91.....W, 5-3	H
2/16/91.....L, 2-4	A
10/24/91.....L, 1-3	A
1/3/92.....T, 3-3*	H
3/29/92.....W, 7-4	H
10/28/92.....L, 3-4	A
3/2/93.....T, 3-3*	H
10/27/93.....W, 4-2	A
11/5/93.....W, 3-2	H
2/10/96.....T, 4-4*	A
3/12/96.....W, 9-0	H
2/11/97.....W, 5-2	A
3/11/97.....W, 4-1	H
11/4/97.....W, 2-1	H
3/28/98.....W, 3-2	A
10/21/98.....L, 1-2	H
11/1/98.....L, 1-4	A
12/22/99.....L, 3-6	A
11/22/00.....W, 3-2*	H
2/14/01.....W, 4-3*	A
1/19/02.....L, 1-5	H
3/23/03.....L, 0-6	A
1/31/04.....L, 1-6	H
10/27/06.....L, 2-3 so	A
10/26/07.....L, 2-3	H
10/13/08.....W, 5-1	H
12/18/09.....L, 2-3	A
1/14/11.....L, 2-4	H
10/29/11.....L, 4-7	A

## WINNIPEG JETS

Lead, 38-24-5-7  
Home: 23-9-3-2  
Away: 15-16-2-4

12/15/99.....W, 4-0	A
1/6/00.....L, 1-3	A
1/8/00.....W, 3-0	H
1/12/00.....W, 5-2	A
3/28/00.....W, 5-2	H
10/11/00.....T, 3-3*	A
11/12/00.....T, 2-2*	H
11/25/00.....L, 1-2	A
1/1/01.....W, 4-2	H
1/13/01.....W, 4-1	H
10/26/01.....L, 0-1	A
11/10/01.....W, 3-0	H
12/6/01.....T, 3-3*	A
12/15/01.....W, 5-2	H
1/22/02.....W, 3-0	A
11/23/02.....W, 6-3	H
12/1/02.....L, 4-5	A
12/6/02.....W, 7-6*	H
2/12/03.....W, 5-1	A
3/6/03.....T, 4-4*	H
10/11/03.....L, 3-4	H
10/31/03.....W, 2-1	H
12/16/03.....W, 5-0	A
3/13/04.....L, 2-5	A
3/20/04.....T, 2-2*	H
3/24/04.....L, 2-3	A
10/7/05.....L, 3-7	H
10/8/05.....L, 1-8	A
11/4/05.....W, 3-2 so	H
12/22/05.....W, 6-5 so	H
1/1/06.....L, 2-5	H
3/4/06.....L, 2-3 ot	A

4/13/06.....L, 3-5	A
4/17/06.....W, 6-4	H
10/14/06.....L, 3-4 ot	H
10/19/06.....L, 3-4 so	A
11/3/06.....L, 3-4	H
11/22/06.....L, 2-4	H
12/15/06.....L, 2-3 ot	A
1/6/07.....W, 3-2 ot	H
3/12/07.....L, 2-4	A
4/4/07.....W, 3-2	A
10/5/07.....W, 3-1	A
11/6/07.....L, 1-2 ot	A
11/21/07.....L, 1-5	H
12/8/07.....W, 6-3	H
2/2/08.....L, 0-2	H
2/13/08.....L, 2-3 so	A
3/14/08.....W, 4-1	H
3/21/08.....W, 5-3	A
10/11/08.....L, 4-7	A
11/26/08.....W, 5-3	H
2/26/09.....W, 4-3	H
3/16/09.....L, 1-5	A
4/5/09.....W, 6-4	H
4/7/09.....W, 4-2	A
10/22/09.....W, 5-4	A
10/29/09.....W, 4-3	A
1/9/10.....W, 8-1	A
2/5/10.....W, 5-1	H
4/1/10.....W, 2-1	H
4/9/10.....W, 5-2	H
10/8/10.....L, 2-4	A
10/23/10.....W, 4-3 ot	H
11/14/10.....W, 6-4	H
11/19/10.....L, 0-5	A
12/4/10.....L, 1-3	H
1/26/11.....L, 0-1	A
11/17/11.....L, 1-4	A
11/23/11.....W, 4-3 ot	H
12/15/11.....W, 1-0	A
2/9/12.....L, 2-3 ot	H
3/16/12.....L, 2-3	A
3/23/12.....L, 3-4 ot	H

\*ot Overtime  
so Shootout



# Longest Streak by Season

	OVERALL				HOME				ROAD			
	Winning	Undeclared	Losing	Winless	Winning	Undeclared	Losing	Winless	Winning	Undeclared	Losing	Winless
2011-12	7	-	4 (2x)	-	7	-	3 (2x)	-	3	-	5	-
2010-11	9	-	8	-	7	-	5	-	6	-	3 (3x)	-
2009-10	*14	-	4	-	*13	-	2 (2x)	-	5	-	3	-
2008-09	7	-	4	-	9	-	4	-	5	-	4	-
2007-08	7	-	5	-	6	-	5	-	4	-	3 (2x)	-
2006-07	4	-	9	-	3 (2x)	-	7	-	4	-	9	-
2005-06	4	-	8	-	2 (3x)	-	5	-	2 (3x)	-	5	-
2003-04	2 (3x)	4	6	8	2	4 (2x)	3 (4x)	4	2 (2x)	2 (3x)	7	8
2002-03	4	5	3 (2x)	5	5	5 (2x)	3 (2x)	3	2 (3x)	4	3	4 (2x)
2001-02	4	5 (2x)	3 (3x)	6	3 (2x)	5	4	3	3	4	5	6
2000-01	5 (2x)	12	5	6	7	9	3	3 (2x)	5	9	3 (4x)	5
1999-00	6	11	3 (2x)	6	*10	*13	2 (2x)	3	4	5	3	3
1998-99	6	6	6	6 (2x)	5	5	4	7	3 (2x)	4	7	7
1997-98	4 (4x)	7	6	8	8	11	5	5 (2x)	4	4 (2x)	4 (2x)	6
1996-97	3 (2x)	6 (2x)	5	7	4 (3x)	6 (2x)	4 (2x)	4 (3x)	4	4	3 (2x)	6
1995-96	4 (2x)	7	3 (3x)	6	6	8	3	5	4	4 (3x)	3	5
1994-95	4 (2x)	7	3	5 (2x)	5	8	2 (2x)	2 (4x)	3 (2x)	3 (2x)	4	10
1993-94	6	7	6	6 (2x)	4	5 (2x)	3	5	4 (2x)	4 (2x)	4 (2x)	4 (2x)
1992-93	7 (2x)	7 (2x)	4 (3x)	5 (2x)	5 (2x)	*13	3	4 (2x)	5 (2x)	5 (2x)	4	4
1991-92	4 (4x)	4 (8x)	3	5	5	5	2 (2x)	3	5	5	2 (3x)	4
1990-91	5	5 (2x)	5	8	4	7	4	4	4 (2x)	5	4	5 (2x)
1989-90	4	4 (3x)	8	8	3	3 (2x)	3 (2x)	3 (3x)	4	4	5	5 (2x)
1988-89	8	8	3 (3x)	4	8	11	4	5	3 (2x)	8	3 (2x)	4
1987-88	5 (3x)	6	4	4 (3x)	5	5 (2x)	2 (2x)	4	3 (2x)	5	4	6
1986-87	6	9	4 (2x)	10	4	6	3	5	4	5	4	7
1985-86	8	8	3 (2x)	3 (4x)	8	8	2	2 (2x)	3 (2x)	7	2 (3x)	3
1984-85	7	8	3	5	6	7	2	2 (2x)	3 (4x)	9	5	5 (2x)
1983-84	10	*14	7	7	7	7	3	3 (2x)	*6	7	4 (2x)	4 (3x)
1982-83	4	*14	3 (3x)	5 (2x)	6	12	4	5	3	*10	2 (4x)	5
1981-82	4	7	13	14	6	7	7	8	2 (2x)	3 (2x)	7	7 (3x)
1980-81	3	7	5 (2x)	13	3	5	3 (2x)	6	2 (2x)	6	4	11
1979-80	5	7	5	10	6	6	6	6	2	3	5	11
1978-79	4	6	5	10	5	7	5	6	2 (2x)	5	4 (3x)	7
1977-78	3	4 (2x)	6	20	2 (3x)	4	5	11	1 (7x)	3	5	10
1976-77	4	4 (2x)	5	11	3	7	3	5	1 (7x)	2	5	12
1975-76	1 (11x)	2	12	*25	2	4	7	*14	1 (5x)	1 (7x)	16	16
1974-75	1 (8x)	2	#17	17 (2x)	3	3	#11	11	1	1	*37	*37

\* Franchise Record; # NHL Record

## BEST AND WORST MONTHS

Month	2011-12 Season	Club High	Club Low
October	.778 (7-2-0)	<b>.778 (7-2-0, 2011-12)</b>	.083 (1-11-0, 1981-82)
November	.392 (5-8-1)	.786 (10-2-2, 2010-11)	.136 (1-9-1, 1975-76)
December	.607 (8-5-1)	.813 (12-2-2, 1984-85)	.107 (1-12-1, 1974-75); (0-11-3, 1975-76)
January	.583 (6-4-2)	.867 (13-2-0, 2009-10)	.115 (1-11-1, 1974-75)
February	.464 (6-7-1)	.864 (9-1-1-0, 2000-01)	.143 (2-12-0, 1974-75)
March	.594 (8-5-3)	.833 (12-2-1, 2010-11)	.077 (1-12-0, 1974-75)
April	.667 (2-1-0)	1.000 (3-0-0, 2007-08)	.222 (2-7-0, 1998-99)
May	The Capitals played one regular-season game in May (5/2/95), a 7-2 win against Pittsburgh.		

<b>Most victories in one month</b>	13	January, 2010
<b>Most points in one month</b>	26	January, 2010 (13-2-0); December, 1984 (12-2-2)
<b>Most losses in one month</b>	13	January, 1976 (2-13-0)
<b>Fewest victories in one month</b>	0 (3x)	December, 1975; November, 1977; April, 2004
<b>Fewest points in one month</b>	2 (3x)	March, 1975 (1-12-0); October, 1981 (1-11-0); April, 2004 (0-1-1-1)
<b>Fewest losses in one month</b>	0	April, 2008 (3-0-0)
	1 (8x)	December, 1982; January, 2000; February, 2002; April, 2002, 2003, 2004, 2007, 2009, 2011, 2012

# Special Teams History

Year	POWER PLAY			PENALTY KILLING			PENALTY MINUTES		SHORTHANDED	
	PP-ATT	PCT	NHL Rank	PK-ATT	PCT	NHL Rank	PIM	Avg.	SHG	SHGA
2011-12	41-245	16.7	T-18th	49-266	81.6	T-20th	767	9.4	3	10
2010-11	46-263	17.5	T-15th	43-299	85.6	T-2nd	926	11.3	7	5
2009-10	79-313	25.2	1st	67-316	78.8	25th	940	11.5	4	8
2008-09	85-337	25.2	2nd	75-387	80.6	17th	1,021	12.7	7	11
2007-08	65-346	18.8	10th	68-349	80.5	25th	975	11.9	5	8
2006-07	67-408	16.4	24th	82-414	80.2	T-23rd	1,233	15.0	12	14
2005-06	72-490	14.7	26th	116-550	78.9	28th	1,499	18.3	15	18
2003-04	64-334	19.2	6th	75-401	81.6	26th	1,282	15.6	4	5
2002-03	57-331	17.2	14th	72-384	81.3	T-27th	1,268	15.5	8	4
2001-02	58-299	19.4	3rd	58-325	82.2	24th	1,043	12.7	2	8
2000-01	73-353	21.2	4th	62-391	84.1	13th	1,141	13.9	6	7
1999-00	43-287	15.0	21st	47-341	86.2	7th	994	12.1	9	3
1998-99	52-301	17.3	9th	55-353	84.4	15th	1,281	15.6	8	7
1997-98	55-350	15.7	13th	39-361	89.2	1st	1,198	14.6	14	4
1996-97	51-322	15.8	12th	54-354	84.7	9th	1,652	20.1	8	10
1995-96	63-403	15.6	22nd	67-385	82.6	T-11th	1,553	18.9	12	7
1994-95	45-226	19.9	6th	34-220	84.5	7th	1,144	23.8	13	2
1993-94	70-386	18.1	18th	74-403	81.6	13th	2,007	23.9	8	12
1992-93	97-445	21.8	4th	74-433	82.9	7th	1,709	20.3	10	8
1991-92	92-412	22.3	2nd	60-368	83.7	4th	1,777	22.2	14	15
1990-91	64-340	18.8	12th	44-314	86.0	1st	1,839	23.0	13	15
1989-90	70-412	17.0	19th	71-370	80.8	8th	2,204	27.6	9	15
1988-89	96-443	21.7	7th	73-362	79.8	11th	1,836	23.0	7	13
1987-88	94-469	20.0	11th	75-394	81.0	6th	1,680	21.0	8	15
1986-87	65-355	18.3	18th	58-326	82.2	5th	1,722	21.5	9	15
1985-86	82-362	22.7	9th	67-350	80.9	5th	1,418	17.7	13	6
1984-85	79-331	23.9	4th	68-286	76.2	15th	1,161	14.5	6	7
1983-84	77-382	20.2	19th	39-293	86.7	1st	1,252	15.7	8	18
1982-83	75-358	20.9	18th	53-288	81.6	4th	1,329	16.6	3	11
1981-82	93-418	22.2	13th	67-309	78.3	9th	1,922	24.2	8	11
1980-81	74-394	18.8	19th	83-318	73.9	20th	1,872	23.4	8	14
1979-80	54-295	18.3	18th	65-248	73.8	19th	1,198	15.0	5	4
1978-79	57-302	18.9	15th	63-279	77.4	17th	1,312	16.4	5	12
1977-78	34-278	12.2	18th	73-260	71.9	17th	1,332	16.7	2	15
1976-77	39-293	13.3	17th	62-285	78.2	11th	1,231	15.4	10	14
1975-76	53-375	14.1	17th	64-252	74.6	15th	951	11.9	2	3
1974-75	48-372	12.9	18th	94-328	71.3	18th	1,085	13.6	8	18
<b>TOTALS</b>	<b>2,431-13,030</b>	<b>18.7%</b>		<b>2,390-12,562</b>	<b>81.0%</b>		<b>50,754</b>	<b>17.1</b>	<b>293</b>	<b>372</b>

# HOME ATTENDANCE HISTORY

Year	Games	Attendance	Average	Sellouts	Year	Games	Attendance	Average	Sellouts
2011-12	41	758,746	18,506	41	1991-92	40	663,591	16,590	12
2010-11	41	754,318	18,398	41	1990-91	40	664,330	16,608	9
2009-10	41	749,357	18,277	41	1989-90	40	690,023	17,251	18
2008-09	41	741,992	18,097	29	1988-89	40	680,506	17,013	23
2007-08	41	634,381	15,473	8	1987-88	40	638,212	15,955	13
2006-07	41	571,169	13,931	3	1986-87	40	611,561	15,289	12
2005-06	41	570,113	13,905	2	1985-86	40	599,894	14,997	12
2003-04	41	603,528	14,720	2	1984-85	40	560,309	14,008	9
2002-03	41	647,272	15,787	5	1983-84	40	473,479	11,837	4
2001-02	41	710,990	17,341	14	1982-83	40	495,050	12,376	2
2000-01	41	636,914	15,534	11	1981-82	40	455,086	11,377	2
1999-00	41	593,922	14,486	7	1980-81	40	472,013	11,800	4
1998-99	41	708,531	17,281	20	1979-80	40	442,491	11,062	3
1997-98 (MCI Center)	31	489,603	15,794	7	1978-79	40	397,007	9,925	0
(US Airways)	10	136,682	13,668	3	1977-78	40	434,864	10,872	2
1996-97	41	646,234	15,762	19	1976-77	40	437,252	10,931	3
1995-96	41	621,357	15,155	23	1975-76	40	393,412	9,835	3
1994-95	24	339,816	14,159	2	1974-75	40	400,171	10,004	2
1993-94	41	600,622	14,649	4	<b>TOTALS</b>	<b>1,482</b>	<b>21,674,865</b>	<b>14,625</b>	<b>420</b>
1992-93	41	650,067	15,855	5	Verizon Center Totals	<b>564</b>	<b>9,170,836</b>	<b>16,260</b>	<b>231</b>



# Opening Game Results

Year	Home Opener	Date	Road Opener	Date
2011-12	*Washington 4 - Carolina 3 OT	10/8	Washington 3 - Pittsburgh 2 OT	10/13
2010-11	Washington 7 - New Jersey 2	10/9	*Atlanta 4 - Washington 2	10/8
2009-10	Washington 6 - Toronto 4	10/3	*Washington 4 - Boston 1	10/1
2008-09	Washington 4 - Chicago 2	10/11	*Atlanta 7 - Washington 4	10/10
2007-08	Washington 2 - Carolina 0	10/6	*Washington 3 - Atlanta 1	10/5
2006-07	Washington 5 - Carolina 2	10/7	*NY Rangers 5 - Washington 2	10/5
2005-06	*Washington 3 - Columbus 2	10/5	Atlanta 8 - Washington 1	10/8
2003-04	*Washington 6 - NY Islanders 1	10/9	Washington 2 - Toronto 2	10/13
2002-03	*Washington 5 - Nashville 4	10/11	Washington 2 - NY Islanders 1	10/12
2001-02	*Washington 6 - New Jersey 1	10/6	Boston 4 - Washington 0	10/8
2000-01	*Los Angeles 4 - Washington 1	10/6	Washington 3 - Carolina 3 OT	10/7
1999-00	Washington 2 - Los Angeles 2	10/9	*Florida 4 - Washington 3	10/2
1998-99	*Washington 1 - Anaheim 0	10/10	Washington 4 - Tampa Bay 1	10/18
1997-98	Washington 6 - Buffalo 2	10/3	*Washington 4 - Toronto 1	10/1
1996-97	*Chicago 5 - Washington 2	10/5	Dallas 5 - Washington 3	10/8
1995-96	*Washington 4 - St. Louis 1	10/7	Philadelphia 2 - Washington 1	10/11
1994-95	Washington 5 - NY Islanders 2	1/27	*Washington 1 - Hartford 1 OT	1/21
1993-94	New Jersey 6 - Washington 3	10/8	*Winnipeg 6 - Washington 4	10/6
1992-93	NY Rangers 4 - Washington 2	10/9	*Washington 6 - Toronto 5	10/6
1991-92	*Washington 5 - Philadelphia 2	10/4	Washington 5 - Toronto 4	10/9
1990-91	*Pittsburgh 7 - Washington 4	10/5	NY Rangers 4 - Washington 2	10/10
1989-90	*Washington 5 - Philadelphia 3	10/6	Hartford 4 - Washington 1	10/11
1988-89	*Pittsburgh 6 - Washington 4	10/7	Pittsburgh 8 - Washington 7	10/11
1987-88	Washington 6 - Chicago 4	10/10	*Boston 4 - Washington 3	10/8
1986-87	Philadelphia 6 - Washington 1	10/11	*Pittsburgh 5 - Washington 4	10/9
1985-86	Philadelphia 4 - Washington 2	10/13	*NY Rangers 4 - Washington 2	10/10
1984-85	Philadelphia 4 - Washington 2	10/13	*Philadelphia 4 - Washington 2	10/11
1983-84	NY Islanders 8 - Washington 7 OT	10/8	*Philadelphia 2 - Washington 1	10/6
1982-83	Philadelphia 3 - Washington 2	10/9	*Washington 5 - NY Rangers 4	10/6
1981-82	Washington 6 - Detroit 3	10/10	*Buffalo 5 - Washington 3	10/7
1980-81	*Washington 4 - Winnipeg 1	10/10	Chicago 8 - Washington 4	10/19
1979-80	Boston 5 - Washington 2	10/13	*Buffalo 8 - Washington 3	10/11
1978-79	Atlanta 6 - Washington 3	10/14	*Washington 4 - Los Angeles 2	10/11
1977-78	*Washington 2 - Pittsburgh 1	10/14	Cleveland 4 - Washington 2	10/15
1976-77	*Washington 6 - Atlanta 5	10/5	Washington 3 - Detroit 3	10/7
1975-76	*Pittsburgh 4 - Washington 2	10/7	Philadelphia 5 - Washington 4	10/9
1974-75	Washington 1 - Los Angeles 1	10/15	*NY Rangers 6 - Washington 3	10/9

\*Denotes first game of the season

First game of season	18-18-1-0
Home openers	21-14-2-0
Road openers	10-23-3-0

Season opener at US Airways	6-4-0
Season opener at Verizon Center	6-1-0-0
Season opener on road	6-11-1-0

Home opener at US Airways	10-13-1
Home opener at Verizon Center	11-1-1-0

## HOLIDAY RECORDS

Holiday	Home	Road	Overall
Halloween	2-1-2-0	0-3-1-0	2-4-3-0
Thanksgiving	0-0-0-0	0-2-0-0	0-2-0-0
New Year's Eve	1-0-0-0	3-3-0-0	4-3-0-0
New Year's Day	14-5-3-1	1-1-0-0	15-6-3-1
Super Bowl Sunday	14-5-1-0	0-1-1-0	14-6-2-0
Valentine's Day	2-1-0-0	5-4-0-0	7-5-0-0
St. Patrick's Day	5-4-1-0	4-0-0-0	9-4-1-0
Easter	3-4-0-0	0-2-1-0	3-6-1-0

# Capitals Hat Tricks

Player	Opp.	Date	Goaltender	Score
Perreault	BOS	1/24/12	Rask	5-3
Brouwer	TB	1/13/12	Roloson	4-3
Semin	ANA	2/16/11	McElhinney	7-6
Ovechkin	TOR	1/22/11	Giguere	4-1
Semin	TB	11/26/10	Smith/Ellis	6-0
Semin	TB	11/11/10	Ellis	6-3
Semin	ATL	10/23/10	Mason	4-3
Semin	OTT	2/11/10	Elliott	5-6
Laich	MTL	2/10/10	Price	5-6
Ovechkin	PIT	2/7/10	Fleury	5-4
Ovechkin	FLA	2/15/09	Vokoun	4-2
Ovechkin	OTT	2/1/09	Elliott/Auld	7-4
Ovechkin	ATL	11/26/08	Pavelec	5-3
Ovechkin	BOS	3/3/08	Auld/Thomas	10-2
Ovechkin (4)	MTL	1/31/08	Huet	5-4
Ovechkin (4)	OTT	12/29/07	Gerber	8-6
Semin	TB	3/18/07	Denis	7-3
Clark	BOS	3/15/07	Thomas	3-4
Ovechkin	ATL	12/15/06	Lehtonen	3-2
Semin	CAR	10/7/06	Ward	5-2
Clark	FLA	3/18/06	Luongo	3-4
Ovechkin	ANA	1/13/06	Giguere	3-2
Bondra	CBJ	11/29/03	Brathwaite/Denis	5-3
Lang	CAR	11/12/03	Storr/Weekes	7-1
Jagr	TB	2/04/03	Grahame	5-1
Jagr	FLA	1/11/03	Hurme/Luongo	12-2
Bondra	EDM	3/10/02	Salo	4-2
Bondra	NYR	3/9/01	Hebert	5-3
Bondra	TOR	2/1/01	Joseph	5-4
Bondra (4)	OTT	12/27/00	Hurme/Lalime	5-1
Konowalchuk	PHI	11/18/00	Boucher	3-5
Zednik	DET	10/31/00	Osgood	6-2
Gonchar	MTL	1/4/00	Hackett	6-1
Bondra	PHI	10/12/99	Vanbiesbrouck	5-4
Bondra	CAR	2/5/99	Kidd	4-1
Bondra (4)	TB	2/3/99	Schwab/Ranford	10-1
Bondra	OTT	11/7/98	Rhodes/Tugnutt	8-3
Bondra	NYR	1/8/98	Richter	5-3
Oates	NYI	10/8/97	Salo	6-3
Svejkovsky (4)	BUF	4/13/97	Shields	8-3
Bondra (4)	COL	3/6/97	Billington	6-3
Bondra	ANA	12/13/96	Shtalenkov	4-5
Juneau	PIT	11/1/96	Wreggett	4-2
Bondra (4)	BUF	4/3/96	Treflov	5-1
Bondra	NYI	3/26/96	Soderstrom	7-1
Bondra (4)	NYI	2/3/96	Soderstrom	6-5
Bondra	OTT	1/11/96	Beaupre	6-1
Konowalchuk	NYR	1/5/96	Healy	4-4
Konowalchuk	WPG	12/10/95	Cheveldae	6-1
Bondra	HFD	4/21/95	Burke	6-3
Krygier	OTT	4/9/94	Billington/Madeley	8-4
Burridge	PIT	3/15/94	Barrasso	5-4
Bondra (5)	TB	2/5/94	Puppa/Jablonski	6-3
Burridge	LA	10/22/93	Hrudey	6-3
Khristich	HFD	3/19/93	Gosselin	5-2
Khristich	STL	2/11/93	Joseph/Hebert	10-6
Hatcher	NYR	1/13/93	Vanbiesbrouck	4-5

Hunter	PHI	3/20/92	Hextall	6-7
Druce	SJ	2/9/92	Hackett	6-2
Pivonka	NYR	12/26/91	Richter	6-8
Player	Opp.	Date	Goaltender	Score
Ciccarelli	EDM	2/8/91	Takko	6-3
Ridley	NJ	12/7/90	Burke	5-2
Bondra	NYR	11/28/90	Richter	6-3
Courtball	PHI	1/28/90	Wregget	7-2
Ciccarelli (4)	QUE	2/6/90	Gordon	12-2
Ciccarelli (4)	HFD	3/18/89	Liut	8-2
Courtball	BOS	3/9/89	Moog	7-2
Ridley	PHI	12/6/88	LaForest	4-3
Christian	NJ	10/15/88	Suave	8-5
Ridley (4)	PIT	10/11/88	Young	7-8
Christian	CGY	12/8/87	Vernon	4-5
Gartner	CHI	10/10/87	Pang	6-4
Adams	LA	3/17/87	Melanson	4-5
Gartner (4)	VAN	2/20/87	Caprice	6-4
Gartner	STL	3/15/86	Millen	5-4
Gartner	NJ	1/4/86	Resch/St. Laurent	9-3
Gartner	STL	10/29/85	May	6-3
Gartner	VAN	2/21/85	R. Brodeur	6-2
Haworth	VAN	10/28/84	R. Brodeur	5-2
Gustafsson (5)	PHI	1/8/84	Lindbergh	7-1
Gustafsson	NYI	12/23/83	Melanson	7-3
Gartner	WPG	10/30/83	Hayward	7-3
Gartner	BOS	3/13/83	Peeters	6-4
Haworth	CGY	2/24/83	Edwards	4-2
Houston	NYI	10/21/82	Edwards	3-6
Maruk	CGY	3/5/82	Lemelin	8-6
Valentine (4)	HFD	2/27/82	Millen	7-1
Carpenter (4)	STL	2/25/82	Liut	9-1
Maruk	QUE	2/7/82	Bouchard	5-5
Maruk (4)	WPG	12/4/81	Staniowski	7-3
Gartner	CGY	12/2/81	Lemelin	9-3
Tookey	PHI	11/21/81	St. Croix	10-4
Maruk	PHI	11/21/81	St. Croix	10-4
Maruk	DET	4/5/81	Lozinski	7-2
Gartner	PHI	3/24/81	Peeters	5-2
Maruk	TOR	3/8/81	Rutherford	7-3
Kelly	LA	2/7/81	Lessard	4-4
Pronovost	COL	12/6/80	Smith	8-6
Maruk	HFD	11/15/80	Garrett	8-4
Maruk	PIT	11/12/80	Holland	3-1
Gartner (4)	NYR	10/18/80	Soetaert	8-2
Gartner	STL	3/5/80	Liut	6-3
Charron	TOR	12/26/79	Palmateer/Harrison	8-2
Gartner	QUE	12/1/79	Hogosta	7-2
Maruk (4)	NYR	10/14/79	Thomas	5-3
Rowe (4)	STL	3/10/79	Staniowski	7-5
Maruk	COL	1/12/79	Plasse/Oleschuk	8-1
Lofthouse	VAN	12/9/78	Hanlon	7-5
Charron	BOS	3/28/78	Grahame	4-4
Charron	CLV	3/18/78	Edwards	8-3
Bailey	COL	2/28/78	Favell	7-4
White	DET	2/21/76	Rutherford	5-1
Monahan	PIT	11/12/75	Inness	6-6
White	CHI	10/26/75	Esposito	7-5
Gilbertson (4)	PIT	4/6/75	Johnson	8-4
Londe	DET	3/30/75	Richardson	5-8





# Hat Tricks Against the Capitals

Player	Team	Date	Goaltender	Score	Player	Team	Date	Goaltender	Score
Parise	NJ	3/2/12	Neuvirth	5-0	Kerr	PHI	12/23/84	Riggin	4-7
Richards	PHI	10/6/09	Varlamov	5-6	Kurri	EDM	11/9/84	Riggin	5-8
Cole	EDM	1/13/09	Theodore	2-5	Bossy	NYI	2/10/83	Jensen	3-8
Hartnell	PHI	12/20/08	Theodore	1-7	Dionne	LA	1/11/83	Riggin	7-9
Fisher	OTT	12/29/07	Kolzig	8-6	Sutter	STL	10/30/82	Riggin	6-5
Stillman	CAR	11/5/07	Kolzig	0-5	Boutette	PIT	10/27/82	Parro	5-7
Guerin	NYI	10/18/07	Kolzig	2-5	Trottier	NYI	10/21/82	Riggin	3-6
Jokinen	FLA	2/27/07	Johnson/Cassivi	5-6	Perreault	BUF	10/16/82	Parro/Riggin	2-9
Weiss	FLA	1/13/07	Kolzig/Johnson	3-7	Bossy (4)	NYI	3/23/82	Jensen/Parro	1-8
Cole	CAR	11/9/06	Johnson	0-5	Sutter	NYI	2/2/82	Parro	6-7
Sim	FLA	2/7/06	Kolzig	0-5	Sutter	STL	1/9/82	Parro	4-7
Pyatt	BUF	11/17/05	Johnson	5-8	Middleton	BOS	12/23/81	Parro	4-7
Afinogenov	BUF	12/31/03	Ouellet	1-7	Derlago	TOR	2/5/81	Jensen	4-9
Satan	BUF	12/31/03	Ouellet	1-7	Hunter	QUE	10/21/81	Palmatee	3-6
Pisani	EDM	3/22/03	Kolzig	3-5	Ftorek	QUE	3/18/81	Parro/Palmateer	4-6
Madden	NJ	2/05/03	Kolzig (1 EN)	1-4	Sittler	TOR	3/14/81	Palmateer	3-5
Kovalchuk	ATL	12/06/02	Billington	7-6	Petterson	STL	2/28/81	Palmateer	5-7
Czerkawski	NYI	11/27/01	Billington	5-5	P. Stastny (4)	QUE	2/22/81	Stephenson/Palmateer	7-11
Alfredsson	OTT	11/13/01	Billington/Kolzig	5-11	A. Stastny	QUE	2/22/81	Stephenson/Palmateer	7-11
Recchi	PHI	10/20/01	Billington/Kolzig	3-6	Richard	QUE	2/22/81	Stephenson/Palmateer	7-11
Langkow	PHX	10/13/01	Billington	2-5	Maloney	NYR	2/21/81	Palmateer	4-6
Elias	NJ	4/3/01	Kolzig	4-6	Seiling	BUF	2/12/81	Parro	3-6
Straka	PIT	1/8/01	Kolzig	3-5	Bossy	NYI	1/17/81	Boutin	4-6
Harvey	SJ	12/18/00	Kolzig	3-5	Dionne	LA	11/5/80	Palmateer	3-5
Barnes	PIT	11/25/98	Kolzig	5-4	Dupont	WPG	11/2/80	Stephenson	4-4
Satan	BUF	3/1/98	Kolzig	0-3	Lysiak	CHI	10/19/80	Palmateer	4-8
Lemieux	COL	11/18/97	Ranford	6-6	MacDonald	EDM	2/15/80	Stephenson	2-8
Fedorov (5)	DET	12/26/96	Carey	4-5	Mondou	MTL	4/7/79	Bedard	3-10
Garpenlov	FLA	1/23/96	Carey	4-5	Esposito	NYR	2/18/79	Inness	6-6
Kurri	LA	10/12/96	Kolzig	4-7	Mondou	MON	2/4/79	Inness	4-8
Turgeon	MTL	4/17/95	Carey	2-5	Potvin	NYI	1/16/79	Inness	2-6
Yashin	OTT	2/23/95	Dafoe	5-5	Lysiak	ATL	10/14/78	Bedard	3-6
Damphousse	MTL	2/4/94	Tabaracci	0-4	Esposito	NYR	3/24/78	Wolfe/Bedard	4-11
Neely	BOS	1/2/94	Tabaracci	2-8	Duguay	NYR	3/24/78	Wolfe/Bedard	4-11
Verbeek	HFD	12/7/93	Tabaracci/Beaupre	1-6	Mulvey	CHI	3/22/78	Bedard	2-6
Green	NYI	11/30/93	Tabaracci	4-6	Houle	MON	2/17/78	Wolfe	2-8
Selanne	WPG	10/6/93	Beaupre	4-6	Bossy	NYI	2/4/78	Wolfe	1-6
Lemieux	PIT	3/18/93	Beaupre/Hrivnak	5-7	Goring	LA	2/1/78	Bedard/Wolfe	3-8
Stevens	PIT	1/26/93	Beaupre	3-6	McCourt	DET	1/22/78	Bedard	3-6
Dineen	PHI	1/7/93	Hrivnak/Kolzig	2-8	Koroll	CHI	1/18/78	Wolfe	2-5
Lindros	PHI	12/26/92	Hrivnak/Beaupre	5-5	Perreault	BUF	11/19/77	Wolfe	6-7
Mogilny	BUF	12/23/92	Beaupre	1-4	Dionne	LA	11/8/77	Smith	1-5
Selanne	WPG	12/11/92	Hrivnak	8-6	Federko	STL	2/19/77	Low	1-4
Hull	STL	2/27/92	Hrivnak	3-7	Goring	LA	2/2/77	Low	2-7
King	NYI	1/1/92	Beaupre	8-5	Eriksson	MIN	11/27/76	Low	1-6
Stastny	NJ	12/29/91	Beaupre	4-3	Murphy	LA	10/16/76	Low	1-7
Messier	NYR	12/13/91	Beaupre	3-5	Barber	PHI	4/1/76	Low	2-11
Turgeon	NYI	11/30/91	Liut	1-8	Sittler	TOR	3/20/76	Low	3-7
Richer	NJ	11/20/91	Hrivnak	5-6	Vickers	NYR	2/18/76	Low	4-11
Maley	NJ	10/18/91	Hrvnak	6-5	Bucyk	BOS	1/11/76	Low	4-7
Mogilny	BUF	3/31/91	Beaupre	2-5	Merrick	CAL	1/2/76	Wolfe/Low	5-8
MacLean	NJ	2/25/91	Hrvnak/Liut	1-5	Stanfield	BUF	12/21/75	Low/Wolfe	2-14
Tocchet	PHI	1/24/91	Liut	1-6	Martin (4)	BUF	12/21/75	Low/Wolfe	2-14
Leeman	TOR	1/8/90	Beaupre/Mason	6-8	MacLeish	PHI	12/19/75	Wolfe	5-7
Vukota	NYI	10/20/89	Beaupre	3-5	Bergeron	DET	12/12/75	Low	3-5
MacLean	NJ	12/7/88	Malarchuk	1-5	Shutt	MTL	12/6/75	Wolfe	3-9
Brown	PIT	11/25/88	Malarchuk	3-5	Pronovost	PIT	11/12/75	Wolfe	6-6
Mullen	NYR	10/19/88	Malarchuk	1-5	Dionne	LA	10/28/75	Belhumeur	0-6
Lemieux	PIT	10/11/88	Malarchuk/Peters	7-8	Martin	BUF	10/19/75	Low	4-5
Lemieux (4)	PIT	4/2/88	Malarchuk	6-7	Orr	BOS	3/22/75	Low	2-8
Savard	CHI	1/17/88	Malarchuk	4-5	MacLeish	PHI	3/18/75	Low	2-7
Makela	NYI	12/4/87	Malarchuk	4-6	Pronovost	PIT	2/26/75	Belhumeur	1-3
LaFontaine	NYI	11/10/87	Malarchuk	3-4	Pappin	CHI	2/22/75	Belhumeur	3-10
Nicholls	LA	3/17/87	Mason/Peters	4-5	Ramsay	BUF	2/21/75	Low	4-9
Ridley	NYR	12/17/86	Mason	1-6	Lever	VAN	2/1/75	Low	2-5
Bourne	LA	11/18/86	Peeters	5-6	Lafleur	MTL	1/4/75	Low	0-10
Cunneyworth	PIT	10/9/86	Jensen	4-5	Luce	BUF	12/22/74	Low	0-4
Propp	PHI	4/6/86	Peeters	3-5	Perreault	BUF	12/5/74	Adams	2-9
Trottier	NYI	1/24/86	Peeters	5-7	Martin (4)	BUF	12/3/74	Adams	3-5
Ludzik	CHI	12/28/85	Jensen	5-7	Orr	BOS	11/7/74	Adams	4-10
Vaive	TOR	10/16/85	Jensen	6-5	Redmond	DET	10/19/74	Belhumeur	4-6
Poulin	PHI	3/7/85	Riggin/Jensen	6-9					
Kerr	PHI	3/7/85	Riggin/Jensen	6-9					
Kerr (4)	PHI	2/9/85	Riggin	4-5					

# Hat Trick History

## HAT TRICKS FOR AND AGAINST BY TEAM

Franchise	Capitals	Opp.	Franchise	Capitals	Opp.
Anaheim	3	0	Montreal	3	7
Boston	5	5	Nashville	0	0
Buffalo	2	16	New Jersey	6	8
Calgary	4	1	NY Islanders	5	15
California	0	1	NY Rangers	7	8
Carolina	8	3	Ottawa	7	3
Chicago	2	6	Philadelphia	9	14
Cleveland	1	0	Phoenix	2	4
Colorado	4	6	Pittsburgh	6	6
Columbus	1	0	St. Louis	6	5
Dallas	0	1	San Jose	1	1
Detroit	4	4	Tampa Bay	7	0
Edmonton	2	4	Toronto	4	5
Florida	3	4	Vancouver	4	1
Los Angeles	3	10	Winnipeg	3	1
Minnesota	0	0	<b>TOTAL</b>	<b>109</b>	<b>135</b>

## CAPITALS CAREER HAT TRICK LEADERS

Player	Hat Tricks
Peter Bondra	19
Mike Gartner	13
<b>Alex Ovechkin</b>	<b>10</b>
Dennis Maruk	10
Alexander Semin	7
Steve Konowalchuk	3
Guy Charron	3
Dino Ciccarelli	3
Mike Ridley	3
Randy Burridge	2
Dave Christian	2
Chris Clark	2
Geoff Courtnall	2
Bengt Gustafsson	2
Alan Haworth	2
Jaromir Jagr	2
Dmitri Khristich	2
Tony White	2



Peter Bondra holds Washington's career hat tricks mark with 19.



Alex Ovechkin recorded his 10th career hat trick on Jan. 22, 2011.

# Capitals Shutouts

Year	(No.)	Date	Opponent	Goaltender	Score	Year	(No.)	Date	Opponent	Goaltender	Score		
2011-12	(8)	3/25/12	vs. MIN	Holtby	3-0	1994-95	(4)	4/14/95	vs. FLA	Carey	3-0		
		3/11/12	vs. TOR	Neuvirth	2-0			3/21/95	vs. OTW	Carey	1-0		
		2/7/12	vs. FLA	Vokoun	4-0			3/20/95	@ HFD	Carey	5-0		
		2/4/12	@ MTL	Vokoun	3-0			3/13/95	@ TB	Carey	3-0		
		1/18/12	@ MTL	Neuvirth	3-0			1993-94	(4)	3/20/94	@ TB	Beaupre	3-0
		1/11/12	vs. PIT	Vokoun	1-0					1/15/94	@ QUE	Beaupre	4-0
		12/15/11	@ WPG	Neuvirth	1-0					1/9/94	@ NJ	Tabaracci	4-0
		10/18/11	vs. FLA	Vokoun	3-0					12/30/93	vs. ANA	Tabaracci	3-0
		3/26/11	@ MTL	Holtby	2-0					4/14/93	@ NYR	Tabaracci	2-0
		3/18/11	@ NJ	Neuvirth	3-0					4/2/93	vs. MTL	Tabaracci	4-0
3/9/11	vs. EDM	Holtby	5-0	1/14/93	@ NYI	Beaupre	3-0						
2/21/11	@ PIT	Neuvirth	1-0	11/1/91	vs. TOR	Liut	4-0						
2/6/11	vs. PIT	Neuvirth	3-0	10/29/91	@ PIT	Beaupre	8-0						
12/28/10	vs. MTL	Varlamov	3-0	1990-91	(5)	3/30/91	vs. NJ			Beaupre	4-0		
11/26/10	vs. TB	Varlamov	6-0			3/28/91	@ PHI	Beaupre	3-0				
10/27/10	@ CAR	Neuvirth	3-0			3/16/91	vs. PHI	Beaupre	6-0				
3/6/10	vs. NYR	Theodore	2-0			10/28/90	@ EDM	Beaupre	1-0				
12/7/09	@ TB	Varlamov	3-0			10/20/90	vs. NJ	Beaupre	4-0				
11/25/09	vs. BUF	Varlamov	2-0			1989-90	(3)	3/20/90	vs. NYI	Liut	3-0		
3/17/09	@ FLA	Theodore	3-0					2/27/90	vs. CHI	Beaupre	4-0		
11/28/08	vs. MTL	Theodore	3-0					11/5/89	@ QUE	Beaupre	3-0		
3/29/08	@ FLA	Huet	3-0					3/5/89	vs. VAN	Beaupre	3-0		
2/29/08	@ NJ	Huet	4-0					2/3/89	vs. HFD	Peeters	1-0		
10/6/07	vs. CAR	Kolzig	2-0	1/26/89	@ PHI			Malarchuk	1-0				
4/3/07	vs. FLA	Kolzig	1-0	1/6/89	vs. TOR			Peeters	3-0				
4/1/06	@ OTT	Johnson	1-0	1/2/89	vs. PIT			Peeters	8-0				
2/15/04	@ CHI	Kolzig	4-0	12/10/88	@ MTL			Peeters	0-0				
1/11/04	vs. EDM	Kolzig	1-0	1987-88	(6)			3/13/88	@ BOS	Peeters	3-0		
12/16/03	@ ATL	Ouellet	5-0			2/27/88	@ NYI	Malarchuk	3-0				
4/1/03	vs. FLA	Kolzig	3-0			2/20/88	@ MIN	Malarchuk	3-0				
3/2/03	vs. CAR	Kolzig	2-0			2/19/88	@ WPG	Malarchuk	6-0				
2/7/03	vs. NYI	Kolzig	3-0			1/31/88	vs. PHI	Peeters	1-0				
12/23/02	vs. TB	Kolzig	3-0			1/2/88	vs. EDM	Malarchuk	2-0				
2001-02	(6)	4/5/02	vs. OTT			Kolzig	0-0	1986-87	No Shutouts for Washington				
		3/19/02	@ COL			Kolzig	3-0	1985-86	(3)	3/1/86	vs. NYR	Jensen	4-0
		1/22/02	@ ATL			Kolzig	3-0	1/1/86		vs. NYR	Jensen	3-0	
		1/14/02	vs. BOS			Kolzig	1-0	11/23/85		vs. QUE	Peeters	3-0	
		1/12/02	at FLA	Kolzig	1-0	1984-85	(4)	3/14/85	vs. TOR	Jensen	4-0		
		11/10/01	vs. ATL	Kolzig	3-0			12/26/84	vs. PHI	Riggin	6-0		
		4/5/01	vs. FLA	Kolzig	3-0			12/9/84	vs. DET	Mason	5-0		
		3/28/01	vs. CAR	Kolzig	7-0			11/25/84	vs. CHI	Riggin	5-0		
		12/16/00	vs. EDM	Kolzig	4-0	1983-84	(8)	3/24/84	@ PIT	Riggin	6-0		
		12/2/00	@ BOS	Kolzig	2-0			2/13/84	@ MIN	Riggin	4-0		
11/24/00	vs. NYI	Kolzig	1-0	2/2/84	@ NJ			Riggin	2-0				
11/20/99	@ BOS	Billington	3-0	1/28/84	@ TOR			Riggin	8-0				
11/26/99	vs. NSH	Billington	1-0	12/18/83	vs. LA			Jensen	5-0				
12/15/99	@ ATL	Kolzig	4-0	12/10/83	vs. MTL			Jensen	2-0				
1/8/00	vs. ATL	Kolzig	3-0	10/26/83	vs. NJ			Jensen	2-0				
1/30/00	vs. PHI	Kolzig	2-0	10/25/83	@ PIT			Jensen	1-0				
2/10/00	@ MTL	Kolzig	1-0	1982-83	(2)			4/3/83	vs. NYR	Jensen/Riggin	3-0		
2/26/00	@ MTL	Kolzig	3-0					11/10/82	vs. NJ	Jensen	2-0		
1998-99	(6)	4/5/99	@ FLA	Kolzig	3-0	1981-82	(1)	11/4/81	@ HFD	Parro	4-0		
		3/20/99	@ MTL	Tabaracci	1-0	1980-81	(4)	3/26/81	@ DET	Palmateer	2-0		
		12/23/98	@ FLA	Kolzig	4-0	1/15/81		vs. LA	Parro	3-0			
		10/30/98	@ CGY	Tabaracci	0-0	12/21/80	@ PHI	Palmateer	6-0				
		10/23/98	@ BUF	Kolzig	1-0	10/21/80	vs. CHI	Stephenson	2-0				
		10/10/98	vs. ANA	Kolzig	1-0	1979-80	No Shutouts for Washington						
4/13/98	@ NYI	Kolzig	2-0	1978-79	No Shutouts for Washington								
3/20/98	vs. NJ	Kolzig	2-0	1977-78	(1)		1/4/78	vs. LA	Bedard	4-0			
3/18/98	@ CAR	Kolzig	1-0	1976-77	(2)		3/18/77	vs. COL	Crozier/Low	5-0			
1/13/98	vs. OTW	Kolzig	4-0			1/10/77	@ DET	Wolfe	2-0				
10/15/97	@ CHI	Kolzig	2-0	1975-76	No Shutouts for Washington								
1/9/97	vs. NYR	Kolzig	2-0		1974-75	(1)	2/16/75	vs. KC	Low	3-0			
1996-97	(3)	1/3/97	vs. PHX	Kolzig	3-0	1995-96	(9)	3/29/96	vs. OTW	Carey	5-0		
		11/30/96	@ MTL	Carey	2-0			3/27/96	@ MTL	Carey	1-0		
		3/29/96	vs. OTW	Carey	5-0			3/12/96	vs. VAN	Carey	9-0		
		3/27/96	@ MTL	Carey	1-0			3/3/96	vs. PHI	Carey	3-0		
		3/12/96	vs. VAN	Carey	9-0			3/2/96	@ BOS	Carey	2-0		
		3/3/96	vs. PHI	Carey	3-0			1/26/96	vs. BUF	Carey	1-0		
		3/2/96	@ BOS	Carey	2-0			12/30/95	vs. HFD	Carey	3-0		
		1/26/96	vs. BUF	Carey	1-0			12/26/95	vs. MTL	Carey	4-0		
		12/30/95	vs. HFD	Carey	3-0			10/14/95	vs. TB	Carey	2-0		
		12/26/95	vs. MTL	Carey	4-0								

# Shutouts Against the Capitals

Year	(No.)	Date	Opponent	Goaltender	Score	Year	(No.)	Date	Opponent	Goaltender	Score
2011-12	(5)	3/4/12	vs. PHI	Bryzgalov	1-0			12/18/97	vs. FLA	Vanbiesbrouck	4-0
		3/2/12	vs. NJ	Hedberg	5-0			11/6/97	@ BOS	Dafoe	2-0
		2/20/12	@ CAR	Peters	5-0	1996-97	(9)	4/3/97	@ OTT	Tugnutt	4-0
		1/20/12	@ CAR	Ward	3-0			4/1/97	vs. NJ	Brodeur	1-0
		1/17/12	vs. NYI	Nabokov	3-0			3/9/97	@ PHI	Hexall	5-0
2010-11	(11)	4/9/11	@ FLA	Vokoun	1-0			3/2/97	vs. NYI	Salo	2-0
		3/25/11	@ OTT	Anderson	2-0			2/22/97	@ HFD	Burke	2-0
		2/25/11	vs. NYR	Lundqvist	6-0			12/7/96	@ NYI	Salo	2-0
		2/8/11	vs. SJ	Niemi	2-0			12/4/96	vs. DET	Hodson	2-0
		1/26/11	@ ATL	Pavelec	1-0			11/29/96	vs. NYI	Salo	2-0
		1/12/11	@ TB	Roloso	3-0	1995-96	(5)	10/28/96	@ COL	Billington	1-0
		1/4/11	vs. TB	Roloso	1-0			3/10/96	@ TB	Puppa	1-0
		12/12/10	@ NYR	Lundqvist	7-0			2/18/96	@ NJ	Brodeur	3-0
		12/9/10	vs. FLA	Vokoun	3-0			1/3/96	@ HFD	Burke	2-0
		11/22/10	@ NJ	Hedberg	5-0			12/18/95	@ NYR	Richter	3-0
		11/19/10	@ ATL	Pavelec	5-0			11/18/95	@ PIT	Wregget	3-0
2009-10	(1)	12/9/09	@ BUF	Miller	2-0	1994-95	(3)	2/20/95	vs. NJ	Brodeur	2-0
2008-09	(3)	1/9/09	vs. CBJ	Mason	3-0			2/2/95	vs. BUF	Hasek	1-0
		11/29/08	@ CBJ	Mason	3-0			1/25/95	@ MTL	Roy	2-0
		11/1/08	@ BUF	Miller	5-0	1993-94	(5)	2/21/94	@ NYI	Hexall	4-0
2007-08	(6)	3/19/08	@ CHI	Khabibulin	5-0			2/4/94	vs. MTL	Roy	4-0
		2/2/08	vs. ATL	Lehtonen	2-0			12/23/93	vs. NYR	Healy	1-0
		1/29/08	@ MTL	Huet	4-0			11/13/93	vs. NYR	Richter	2-0
		1/3/08	@ BOS	Thomas	2-0			10/15/93	vs. PHI	Roussel	3-0
		11/5/07	@ CAR	Ward	5-0	1992-93	(3)	4/4/93	vs. NYR	Vanbiesbrouck	4-0
		11/1/07	@ NYR	Lundqvist	2-0			3/5/93	vs. PHI	Soderstrom	3-0
2006-07	(6)	4/7/07	vs. BUF	Miller	2-0			11/13/92	@ NJ	Billington	3-0
		3/9/07	vs. CAR	Ward	3-0	1991-92		No Shutouts against Washington			
		3/6/07	@ TOR	Raycroft	3-0	1990-91		No Shutouts against Washington			
		2/3/07	@ PIT	Fleury	2-0	1989-90	(2)	10/29/89	@ CHI	Cloutier	1-0
		11/9/06	@ CAR	Ward	5-0			10/28/89	@ STL	Millen	1-0
		10/28/06	@ EDM	Roloso	4-0	1988-89	(1)	12/10/88	@ MTL	Roy	0-0
2005-06	(4)	4/8/06	@ NYI	DiPietro	5-0	1987-88	(2)	2/6/88	vs. NYR	Vanbiesbrouck	3-0
		2/7/06	vs. FLA	Luongo	5-0			11/17/87	vs. DET	Hanlon	1-0
		2/4/06	@ TB	Grahame	5-0	1986-87		No Shutouts against Washington			
		10/22/05	vs. CAR	Gerber/Ward	4-0	1985-86	(3)	3/13/86	@ PHI	Froese	2-0
2003-04	(5)	3/23/04	@ NYI	DiPietro	3-0			1/28/86	@ DET	Laforest	7-0
		3/10/04	vs. BUF	Biron	6-0			1/9/86	@ PHI	Jensen	4-0
		3/2/04	vs. FLA	Luongo	1-0	1984-85	(2)	4/4/85	@ HFD	Liut	2-0
		1/7/04	vs. PHX	Boucher	3-0			3/2/85	vs. BUF	Barasso	4-0
		12/4/03	@ NJ	Brodeur	3-0	1983-84	(2)	10/19/83	@ HFD	Millen	3-0
2002-03	(5)	3/23/03	@ VAN	Auld	6-0			10/14/83	vs. PIT	Herron	4-0
		2/9/03	vs. MTL	Garon	2-0	1982-83		No Shutouts against Washington			
		12/14/02	@ SJ	Nabokov	2-0	1981-82	(3)	1/20/82	@ WPG	Soetaert	3-0
		12/11/02	@ ANA	Giguere	3-0			1/5/82	@ QUE	Bouchard	3-0
		11/16/02	@ MIN	Roloso	1-0			10/28/81	@ VAN	R. Brodeur	3-0
2001-02	(6)	4/5/02	vs. OTT	Lalime	0-0	1980-81	(2)	1/8/81	@ CGY	Lemelin	6-0
		1/16/02	@ MTL	Theodore	2-0			1/3/81	@ MIN	Meloche	3-0
		11/15/01	@ PHI	Boucher/ Cechmanek	5-0	1979-80	(5)	3/30/80	@ PIT	Millen	4-0
		10/30/01	vs. PHI	Boucher	3-0			2/21/80	@ ATL	Riggan	3-0
		10/26/01	@ ATL	Hnilicka	1-0			12/2/79	@ BUF	Sauve	2-0
		10/8/01	@ BOS	Dafoe	4-0			11/21/79	@ CHI	Esposito	4-0
2000-01	(5)	3/15/01	vs. CAR	Irbe	3-0	1978-79	(3)	11/5/79	@ MTL	Larocque	2-0
		3/13/01	vs. ANA	Giguere	2-0			2/17/79	@ MTL	Dryden	2-0
		1/10/01	@ MIN	Fernandez	3-0			11/11/78	vs. BUF	Edwards	2-0
		11/2/00	@ STL	Johnson	2-0			11/8/78	vs. MTL	Dryden	2-0
		10/14/00	@ DAL	Belfour	3-0	1977-78	(6)	3/25/78	@ MTL	Dryden	5-0
1999-00	(4)	4/4/00	@ OTT	Lalime	4-0			2/25/78	@ TOR	McRae	4-0
		2/25/00	vs. BOS	Grahame	3-0			1/29/78	vs. MIN	Harrison	4-0
		12/13/99	vs. MTL	Theodore	1-0			1/14/78	vs. NYI	Resch	4-0
		12/9/99	@ PIT	Aubin	3-0			11/24/77	@ BOS	Gilbert	6-0
1998-99	(11)	4/18/99	@ BUF	Hasek	3-0	1976-77	(6)	11/13/77	vs. NYI	Resch	6-0
		4/14/99	@ CAR	Irbe	3-0			4/2/77	@ MTL	Dryden	11-0
		4/8/99	@ NJ	Brodeur	1-0			3/10/77	@ LA	Vachon	6-0
		1/15/99	vs. MTL	Hackett	3-0			2/12/77	@ TOR	Palmateer	10-0
		1/13/99	vs. PHI	Vanbiesbrouck	3-0			1/18/77	vs. MTL	Dryden	3-0
		12/19/98	@ PIT	Barasso	3-0			11/3/76	@ ATL	Myre	7-0
		12/11/98	@ ANA	Hebert	1-0			10/19/76	vs. MTL	Dryden	6-0
		12/1/98	vs. NJ	Brodeur	4-0	1975-76	(9)	2/22/76	vs. NYI	Resch	4-0
		11/27/98	@ DAL	Belfour	4-0			2/13/76	vs. STL	Johnston	2-0
		11/12/98	vs. BUF	Hasek	2-0			1/27/76	@ LA	Vachon	2-0
		10/30/98	@ CGY	Wregget	0-0			1/9/76	vs. CAL	Simmons	5-0
1997-98	(7)	3/14/98	@ OTT	Tugnutt	4-0			1/3/76	@ MTL	Dryden	7-0
		3/3/98	vs. BOS	Tallas	3-0			12/31/75	@ DET	Rutherford	4-0
		3/1/98	vs. BUF	Hasek	3-0			12/29/75	vs. MTL	Dryden	6-0
		1/11/98	@ DET	Osgood	2-0			11/21/75	vs. CAL	Meloche	2-0
		12/27/97	vs. OTT	Tugnutt	3-0			10/28/75	@ LA	Vachon	6-0



# Shutouts Against the Capitals

Year	(No.)	Date	Opponent	Goaltender	Score
1974-75	(12)	3/23/75	vs. ATL	Myre	5-0
		3/4/75	vs. BOS	Gilbert	8-0
		1/16/75	vs. PHI	Parent	4-0
		1/5/75	@ ATL	Myre	3-0
		1/4/75	@ MTL	Larocque	10-0
		12/29/74	vs. NYI	Resch	7-0
		12/22/74	vs. BUF	Bromley	4-0
		11/17/74	vs. PIT	Inness	6-0
		10/31/74	vs. MTL	Dryden	3-0
		10/22/74	vs. DET	Rutherford	3-0
		10/20/74	vs. NYI	Smith	5-0
		10/12/74	@ MIN	Maniago	6-0



Olie Kolzig had 35 career shutouts for the Capitals, more than twice as many as any other goaltender in team history.

## Shutout History

### SHUTOUTS FOR AND AGAINST BY TEAM

Franchise	Caps	Opp.
Anaheim	2	3
Boston	5	7
Buffalo	3	12
Calgary	1	6
California	0	2
Carolina	9	12
Chicago	5	3
Colorado	4	2
Columbus	0	2
Dallas	2	5
Detroit	3	6
Edmonton	5	1
Florida	11	5
Los Angeles	3	3
Minnesota	1	2
Montreal	14	19
Nashville	1	0
New Jersey	11	9
NY Islanders	6	12
NY Rangers	6	8
Ottawa	5	7
Philadelphia	8	10
Phoenix	2	2
Pittsburgh	7	7
St. Louis	0	3
San Jose	0	2
Tampa Bay	6	4
Toronto	5	3
Vancouver	2	2
Winnipeg	6	4
<b>TOTAL</b>	<b>132</b>	<b>153</b>

### CAPITALS CAREER SHUTOUT LEADERS

Player	Shutouts
Olie Kolzig	35
Jim Carey	14
Don Beaupre	12
Al Jensen	8
<b>Michal Neuvirth</b>	<b>7</b>
Pete Peeters	7
Pat Riffin	6
Rick Tabarracci	6
Clint Malarchuk	5
Semyon Varlamov	4
Tomas Vokoun	4
<b>Braden Holtby</b>	<b>3</b>
Jose Theodore	3
Craig Billington	2
Cristobal Huet	2
Mike Liut	2
Mike Palmateer	2
Dave Parro	2

### OPPONENTS CAREER SHUTOUT LEADERS

Player	Shutouts
Ken Dryden	9
Martin Brodeur	6
Dominik Hasek	4
Glenn Resch	4
Dwayne Roloson	4
John Vanbiesbrouck	4
Cam Ward	4
Henrik Lundqvist	3
Greg Millen	3
Ryan Miller	3
Phil Myre	3
Patrick Roy	3
Tommy Salo	3
Ron Tugnutt	3
Rogie Vachon	3

# Overtime History

DATE	RESULT	SCORER	TIME	SITE	DATE	RESULT	SCORER	TIME	SITE
3/23/12	Winnipeg 4 - Washington 3	Tim Stapleton	2:37	Washington	3/25/03	Capitals 4 - Montreal 3	Josef Boumedienne	3:09	Montreal
3/8/12	Washington 3 - Tampa Bay 2	Alex Ovechkin	4:09	Washington	3/10/03	Capitals 2 - Philadelphia 1	Peter Bondra	0:21	Washington
3/6/12	Carolina 4 - Washington 3	Austin Faulk	3:38	Washington	3/8/03	Boston 5 - Capitals 4	Sean O'Donnell	2:15	Boston
2/28/12	Washington 3 - NY Islanders 2	Alex Ovechkin	1:35	Washington	3/1/03	New Jersey 2 - Capitals 1	Scott Stevens	2:54	New Jersey
1/31/12	Tampa Bay 4 - Washington 3	Steven Stamkos	2:45	Tampa Bay	1/15/03	NY Rangers 2 - Capitals 1	Joel Bouchard	1:58	Washington
1/22/12	Pittsburgh 4 - Washington 3	Evgeni Malkin	1:31	Pittsburgh	1/13/03	Capitals 4 - NY Islanders 3	Jaromir Jagr	4:23	Washington
12/3/11	Washington 3 - Ottawa 2	Brooks Laich	0:12	Washington	1/1/03	Phoenix 2 - Capitals 1	Tony Amonte	1:20	Washington
11/23/11	Washington 4 - Winnipeg 3	Jason Chimera	1:52	Washington	12/28/02	New Jersey 2 - Capitals 1	Scott Niedermayer	4:10	New Jersey
11/11/11	Washington 5 - Anaheim 4	Nicklas Backstrom	2:18	Washington	12/6/02	Capitals 7 - Atlanta 6	Michael Nylander	2:24	Washington
10/13/11	Washington 3 - Pittsburgh 2	Dennis Wideman	2:48	Pittsburgh	11/7/02	Capitals 2 - Florida 1	Jaromir Jagr	3:56	Washington
10/8/11	Washington 4 - Carolina 3	Mike Green	2:24	Washington	11/5/02	Capitals 4 - Columbus 3	Peter Bondra	4:56	Columbus
4/2/11	Washington 5 - Buffalo 4	Alex Ovechkin	3:19	Washington	4/13/02	New Jersey 4 - Capitals 3	Scott Niedermayer	1:53	Washington
3/31/11	Washington 4 - Columbus 3	Jason Chimera	2:30	Washington	3/2/02	Capitals 3 - Ottawa 2	Jaromir Jagr	1:53	Ottawa
3/13/11	Washington 4 - Chicago 3	Mike Knuble	3:51	Washington	1/27/02	Buffalo 3 - Capitals 2	Stu Barnes	1:30	Washington
3/6/11	Washington 3 - Florida 2	Alexander Semin	0:48	Florida	1/14/02	Capitals 1 - Boston 0	Dainius Zubrus	0:13	Washington
3/1/11	Washington 2 - NY Islanders	Alex Ovechkin	1:55	Washington	12/28/01	Capitals 3 - Dallas 2	Ken Klee	2:03	Dallas
1/18/11	Philadelphia 3 - Washington 2	Andrej Meszaros	1:07	Philadelphia	12/2/01	Capitals 4 - Carolina 3	Jeff Halpern	3:24	Carolina
1/11/11	Florida 4 - Washington 3	Dennis Wideman	2:51	Florida	10/24/01	Capitals 4 - Florida 3	Peter Bondra	0:45	Florida
1/4/11	Tampa Bay 1 - Washington 0	Martin St. Louis	2:54	Washington	10/16/01	Capitals 3 - Los Angeles 2	Peter Bondra	0:21	Los Angeles
12/15/10	Anaheim 2 - Washington 1	Ryan Getzlaf	4:03	Washington	4/1/01	Red Wings 2 - Capitals 1	Steve Yzerman	0:11	Detroit
11/13/10	Buffalo 3 - Washington 2	Tomas Vanek	4:00	Buffalo	3/30/01	Hurricanes 4 - Capitals 3	Rod Brind'Amour	3:07	Carolina
11/7/10	Washington 3 - Philadelphia 2	Mike Green	0:29	Washington	3/1/01	Maple Leafs 3 - Capitals 2	Gary Roberts	1:21	Washington
10/23/10	Washington 4 - Atlanta 3	Tomas Fleischmann	1:37	Washington	2/14/01	Capitals 4 - Canucks 3	Adam Oates	4:19	Vancouver
10/16/10	Washington 3 - Nashville 2	Brooks Laich	1:44	Nashville	11/22/00	Capitals 3 - Canucks 2	Andrei Nikolishin	4:17	Washington
10/11/10	Washington 3 - Ottawa 2	Alex Ovechkin	4:28	Washington	10/17/00	Avalanche 4 - Capitals 3	Peter Forsberg	2:37	Washington
4/5/10	Washington 3 - Boston 2	Brooks Laich	0:44	Washington	3/30/00	Penguins 4 - Capitals 3	Hans Jonsson	2:25	Washington
3/30/10	Ottawa 5 - Washington 4	Alexei Kovalev	4:41	Washington	2/23/00	Capitals 3 - Panthers 2	Chris Simon	0:55	Washington
3/18/10	Carolina 4 - Washington 3	Ray Whitney	4:02	Carolina	1/28/00	Capitals 3 - Coyotes 2	Calle Johansson	4:59	Washington
3/14/10	Washington 4 - Chicago 3	Nicklas Backstrom	3:10	Chicago	1/14/00	Capitals 3 - Devils 2	Adam Oates	4:37	New Jersey
3/10/10	Washington 4 - Carolina 3	Tomas Fleischmann	3:20	Washington	12/29/99	Capitals 3 - Penguins 2	Adam Oates	4:32	Washington
2/10/10	Montreal 6 - Washington 5	Tomas Plekanec	4:52	Montreal	12/17/99	Capitals 3 - Rangers 2	Calle Johansson	0:31	New York
2/7/10	Washington 5 - Pittsburgh 4	Mike Knuble	2:49	Washington	11/11/99	Rangers 5 - Capitals 4	Tim Taylor	1:04	Washington
12/11/09	Washington 4 - Carolina 3	Mike Green	1:16	Washington	3/17/99	Capitals 2 - Stars 1	Brian Bellows	0:35	Washington
11/23/09	Ottawa 4 - Washington 3	Mike Fisher	1:14	Ottawa	3/13/99	Flames 5 - Capitals 4	Valeri Bure	3:31	Washington
11/1/09	Columbus 5 - Washington 4	R.J. Umberger	1:45	Washington	3/9/99	Avalanche 3 - Capitals 2	Sandis Ozolins	0:19	Washington
10/30/09	NY Islanders 4 - Washington 3	Mark Streit	0:53	Washington	1/16/99	Capitals 3 - Hurricanes 2	Kelly Miller	0:09	Carolina
10/24/09	Washington 3 - NY Islanders 2	Brooks Laich	1:00	NY Islanders	11/21/98	Bruins 5 - Capitals 4	Jason Allison	4:29	Boston
10/6/09	Philadelphia 6 - Washington 5	Daniel Briere	3:52	Philadelphia	4/8/98	Stars 4 - Capitals 3	J. Langenbrunner	3:38	Dallas
4/3/09	Buffalo 5 - Washington 4	Jason Pominville	1:51	Washington	1/31/98	Capitals 3 - Flyers 2	Michal Pivonka	2:23	Philadelphia
3/10/09	Washington 2 - Nashville 1	Sergei Fedorov	2:20	Nashville	1/21/98	Capitals 3 - Lightning 2	Kelly Miller	3:32	Tampa Bay
2/28/09	Washington 4 - Boston 3	Alexander Semin	0:22	Boston	12/5/97	Capitals 3 - Panthers 2	Jeff Toms	3:32	Washington
1/27/09	Boston 3 - Washington 2	David Krejci	1:55	Boston	12/2/97	Capitals 3 - Rangers 2	Joe Juneau	3:35	New York
1/19/09	Washington 2 - NY Islanders 1	Alex Ovechkin	1:46	NY Islanders	12/19/97	Capitals 5 - Lightning 4	Steve Konowalchuk	2:57	Washington
12/23/08	Washington 5 - NY Rangers 4	Shaone Morrisonn	0:59	NY Rangers	1/1/97	Capitals 3 - Whalers 2	Steve Konowalchuk	3:01	Washington
12/16/08	Washington 5 - NY Islanders 4	Alex Ovechkin	4:49	NY Islanders	12/26/96	Red Wings 5 - Capitals 4	Sergei Fedorov	2:39	Detroit
11/4/08	Ottawa 2 - Washington 1	Mike Fisher	4:20	Ottawa	11/12/96	Devils 3 - Capitals 2	Scott Niedermayer	3:04	New Jersey
10/25/08	Washington 6 - Dallas 5	Alexander Semin	2:17	Dallas	3/27/96	Capitals 1 - Canadiens 0	Michal Pivonka	4:14	Montreal
3/27/08	Washington 4 - Tampa Bay 3	Tomas Fleischmann	2:27	Tampa Bay	2/3/96	Capitals 6 - Islanders 5	Michal Pivonka	1:21	Washington
2/24/08	New Jersey 2 - Washington 1	John Madden	4:10	Washington	1/28/96	Capitals 3 - Flyers 2	Steve Konowalchuk	4:20	Washington
2/10/08	Washington 3 - NY Rangers 2	Mike Green	0:23	Washington	12/14/95	Capitals 4 - Islanders 3	Steve Konowalchuk	2:16	Washington
2/5/08	Washington 4 - Columbus 3	Alex Ovechkin	2:28	Columbus	11/17/95	Penguins 3 - Capitals 2	Jaromir Jagr	2:48	Washington
1/31/08	Washington 5 - Montreal 4	Alex Ovechkin	3:34	Washington	3/26/95	Whalers 4 - Capitals 3	Geoff Sanderson	2:16	Washington
1/5/08	Washington 5 - Montreal 4	Mike Green	1:27	Montreal	4/5/94	Islanders 4 - Capitals 3	Benoit Hogue	3:34	Washington
12/27/07	Pittsburgh 4 - Washington 3	Sergei Gonchar	1:33	Pittsburgh	3/15/94	Capitals 5 - Penguins 4	Randy Burridge	0:40	Pittsburgh
12/22/07	NY Islanders 3 - Washington 2	Richard Park	3:43	NY Islanders	10/25/93	Flames 3 - Capitals 2	Ted Drury	2:57	Calgary
12/12/07	Washington 5 - NY Rangers 4	Mike Green	3:41	Washington	10/24/93	Capitals 3 - Oilers 2	Kelly Miller	1:39	Edmonton
11/23/07	Washington 4 - Philadelphia 3	Nicklas Backstrom	1:55	Philadelphia	4/12/93	Capitals 3 - Canadiens 2	Mike Ridley	4:12	Montreal
11/6/07	Atlanta 2 - Washington 1	Todd White	1:34	Atlanta	2/27/93	Bruins 5 - Capitals 4	Vladimir Ruzicka	2:03	Boston
3/30/07	Florida 3 - Washington 2	Martin Gelas	2:01	Florida	12/29/92	Capitals 4 - Rangers 3	Michal Pivonka	1:28	Washington
2/8/07	Washington 4 - Los Angeles 3	Dainius Zubrus	2:28	Washington	11/14/92	Devils 4 - Capitals 3	Bobby Holik	2:09	Washington
1/6/07	Washington 3 - Atlanta 2	Alexander Semin	4:42	Washington	4/12/92	Capitals 4 - Devils 3	Peter Bondra	2:15	New Jersey
12/15/06	Washington 3 - Atlanta 2	Alex Ovechkin	0:06	Atlanta	3/7/92	Capitals 3 - Devils 2	Dale Hunter	2:49	Washington
11/18/06	Boston 3 - Washington 2	Glen Murray	2:06	Boston	12/22/91	Flyers 4 - Capitals 3	Brad Jones	1:10	Philadelphia
11/6/06	Washington 4 - Ottawa 3	Chris Clark	1:33	Washington	11/20/91	Devils 6 - Capitals 5	Stephane Richer	1:41	New Jersey
10/14/06	Atlanta 4 - Washington 3	Ilya Kovalchuk	3:02	Washington	1/31/91	Capitals 4 - Islanders 3	Dale Hunter	1:44	New York
4/10/06	Capitals 2 - Boston 1	Alex Ovechkin	3:30	Boston	1/29/91	Penguins 3 - Capitals 2	Paul Stanton	2:46	Pittsburgh
4/3/06	Carolina 6 - Capitals 5	Ray Whitney	3:35	Carolina	1/27/91	Capitals 5 - Islanders 4	Kelly Miller	4:21	Washington
3/30/06	Montreal 3 - Capitals 2	Saku Koivu	4:02	Montreal	1/22/91	Capitals 2 - Red Wings 1	Mike Ridley	3:08	Detroit
3/23/06	Tampa Bay 4 - Capitals 3	Pavel Kubina	0:37	Tampa Bay	11/24/90	Penguins 3 - Capitals 2	Mark Recchi	1:31	Pittsburgh
3/4/06	Atlanta 3 - Capitals 2	Marian Hossa	1:49	Atlanta	11/19/90	Capitals 3 - Red Wings 2	John Drucci	2:11	Detroit
1/13/06	Capitals 3 - Anaheim 2	Alex Ovechkin	3:04	Anaheim	10/25/90	Blackhawks 3 - Capitals 2	Steve Larmer	0:08	Chicago
1/10/06	Chicago 4 - Capitals 3	Kyle Calder	2:01	Washington	2/4/90	Oilers 5 - Capitals 4	Jari Kurri	3:13	Washington
12/27/05	Boston 4 - Capitals 3	Brad Stuart	2:04	Washington	1/31/90	Capitals 4 - North Stars 3	John Tucker	0:35	Minnesota
4/3/04	NY Rangers 3 - Capitals 2	Bobby Holik	1:08	Washington	10/16/89	Capitals 4 - Canadiens 3	Dale Hunter	3:37	Montreal
3/18/04	Capitals 4 - NY Rangers 3	Kip Miller	1:18	NY Rangers	2/10/89	Kings 7 - Capitals 6	Luc Robitaille	1:39	Washington
1/17/04	New Jersey 2 - Capitals 1	Patrik Elias	2:17	New Jersey	2/1/89	Capitals 4 - Rangers 3	Mike Ridley	1:51	New York
11/22/03	Florida 3 - Capitals 2	Stephen Weiss	1:43	Washington	1/20/89	Devils 6 - Capitals 5	Kirk Muller	4:25	Washington
3/29/03	Toronto 4 - Capitals 3	Mats Sundin	2:56	Toronto	11/5/88	Islanders 4 - Capitals 3	Pat LaFontaine	0:10	New York
					10/29/88	Oilers 4 - Capitals 3	Jari Kurri	4:44	Edmonton



# Overtime History

DATE	RESULT	SCORER	TIME	SITE
10/25/88	Capitals 4 - Canucks 3	Mike Ridley	2:55	Vancouver
4/2/88	Penguins 7 - Capitals 6	Mario Lemieux	4:07	Washington
2/14/88	Capitals 5 - Flames 4	Mike Gartner	0:20	Washington
2/2/88	Penguins 3 - Capitals 2	Mario Lemieux	4:11	Pittsburgh
1/31/88	Capitals 1 - Flyers 0	Kelly Miller	3:27	Washington
11/10/87	Islanders 4 - Capitals 3	Brad Lauer	4:25	New York
10/30/87	Jets 3 - Capitals 2	Dale Hawerchuk	2:15	Winnipeg
4/5/87	Capitals 6 - Devils 5	Lou Francheschetti	0:12	New Jersey
4/4/87	Capitals 3 - Flyers 2	Larry Murphy	3:19	Washington
3/7/87	Bruins 3 - Capitals 2	Steve Kasper	1:26	Boston
2/7/87	Rangers 5 - Capitals 4	Tomas Sandstrom	4:20	Washington
1/1/87	Capitals 4 - Penguins 3	Mike Gartner	1:30	Washington

DATE	RESULT	SCORER	TIME	SITE
12/1/86	Capitals 2 - Canadiens 1	Alan Haworth	1:48	Montreal
10/13/86	Capitals 7 - Rangers 6	Mike Gartner	3:20	New York
2/25/86	Capitals 4 - Red Wings 3	Peter Andersson	0:36	Washington
2/8/86	Capitals 5 - Oilers 4	Bengt Gustafsson	3:42	Washington
12/5/85	Capitals 3 - Blues 2	Scott Stevens	1:29	Washington
10/16/85	Capitals 6 - Maple Leafs 5	Gaetan Duchesne	0:47	Toronto
12/27/84	Capitals 5 - Islanders 4	Doug Jarvis	4:10	New York
12/1/84	Capitals 5 - Bruins 4	Dave Christian	1:20	Boston
10/31/84	Capitals 4 - Flames 3	Mike Gartner	1:58	Washington
2/19/84	Jets 4 - Capitals 3	Doug Smail	1:55	Winnipeg
12/28/83	Red Wings 3 - Capitals 2	John Ogrodnick	3:55	Washington
11/4/83	Capitals 5 - Canucks 4	Bengt Gustafsson	1:01	Washington
10/8/83	Islanders 8 - Capitals 7	Bob Bourne	2:01	Washington

Year	OVERALL						HOME						ROAD					
	GP	W	L	T	SOL	Pts	GP	W	L	T	SOL	Pts	GP	W	L	T	SOL	Pts
2011-12	19	11	4	-	4	30	12	8	2	-	2	20	7	3	2	-	2	10
2010-11	25	14	5	-	6	34	17	9	2	-	6	24	8	5	3	-	0	10
2009-10	24	11	7	-	6	28	13	7	3	-	3	17	11	4	4	-	3	11
2008-09	18	10	3	-	5	28	7	4	1	-	2	11	11	6	2	-	3	17
2007-08	19	11	4	-	4	30	8	5	1	-	2	13	11	6	3	-	2	17
2006-07	19	5	3	-	11	24	11	4	1	-	6	15	8	1	2	-	5	9
2005-06	21	9	6	-	6	30	12	5	2	-	5	17	9	4	4	-	1	13
2003-04	14	1	3	10	-	12	8	1	1	6	-	8	6	0	2	4	-	4
2002-03	20	6	6	8	-	20	8	4	2	2	-	10	12	2	4	6	-	10
2001-02	19	6	2	11	-	25	9	1	2	6	-	10	10	5	0	5	-	15
2000-01	16	2	4	10	-	18	9	1	2	6	-	10	7	1	2	4	-	8
1999-00	19	5	2	12	-	24	13	3	2	8	-	16	6	2	0	4	-	8
1998-99	11	2	3	6	-	10	5	1	2	2	-	4	6	1	1	4	-	6
1997-98	17	4	1	12	-	20	7	1	0	6	-	8	10	3	1	6	-	12
1996-97	13	2	2	9	-	13	7	2	0	5	-	9	6	0	2	4	-	4
1995-96	16	4	1	11	-	19	9	3	1	5	-	11	7	1	0	6	-	8
1994-95	9	0	1	8	-	8	4	0	1	3	-	3	5	0	0	5	-	5
1993-94	14	2	2	10	-	14	10	0	1	9	-	9	4	2	1	1	-	5
1992-93	11	2	2	7	-	11	8	1	1	6	-	8	3	1	1	1	-	3
1991-92	12	2	2	8	-	12	4	1	0	3	-	5	8	1	2	5	-	7
1990-91	14	4	3	7	-	15	6	1	0	5	-	7	8	3	3	2	-	8
1989-90	9	2	1	6	-	10	4	0	1	3	-	3	5	2	0	3	-	7
1988-89	16	2	4	10	-	14	5	0	2	3	-	3	11	2	2	7	-	11
1987-88	15	2	4	9	-	13	7	2	1	4	-	8	8	0	3	5	-	5
1986-87	17	5	2	10	-	20	6	2	1	3	-	7	11	3	1	7	-	13
1985-86	11	4	0	7	-	15	5	3	0	2	-	8	6	1	0	5	-	7
1984-85	12	3	0	9	-	15	3	1	0	2	-	4	9	2	0	7	-	11
1983-84	9	1	3	5	-	7	6	1	2	3	-	5	3	0	1	2	-	2
<b>TOTAL</b>	<b>420</b>	<b>121</b>	<b>76</b>	<b>185</b>	<b>38</b>	<b>489</b>	<b>215</b>	<b>66</b>	<b>33</b>	<b>92</b>	<b>24</b>	<b>260</b>	<b>205</b>	<b>55</b>	<b>43</b>	<b>93</b>	<b>14</b>	<b>229</b>

## OVERTIME RECORD BY OPPONENT

	GP	W	L	T	SOL	Pts
Anaheim	4	2	1	1	0	6
Boston	32	7	7	14	4	36
Buffalo	14	1	3	10	0	15
Calgary	13	2	2	9	0	13
Carolina	29	10	5	12	2	38
Chicago	9	2	2	5	0	10
Colorado	7	0	2	5	0	6
Columbus	5	3	1	1	0	8
Dallas	12	4	1	6	1	15
Detroit	12	3	3	5	1	13
Edmonton	8	3	2	3	0	9
Florida	23	7	3	9	4	29
Los Angeles	9	2	1	6	0	10
Minnesota	1	0	0	0	1	1
Montreal	23	10	2	10	1	33

	GP	W	L	T	SOL	Pts
Nashville	5	4	0	1	0	9
New Jersey	26	4	9	7	6	25
NY Islanders	29	14	6	8	1	39
NY Rangers	25	9	4	9	3	30
Ottawa	11	4	2	5	0	15
Philadelphia	27	10	3	12	2	35
Phoenix	12	1	3	8	0	11
Pittsburgh	27	7	8	9	3	29
St. Louis	10	2	0	7	1	12
San Jose	2	0	0	1	1	2
Tampa Bay	20	8	3	6	3	28
Toronto	14	3	2	6	3	17
Vancouver	10	4	0	5	1	14
Winnipeg	19	7	5	5	2	26

## CAPITALS CAREER OVERTIME GOAL LEADERS

Player	OT Goals
Alex Ovechkin	12
Mike Green	6
Peter Bondra	5
Kelly Miller	5
Brooks Laich	4
Mike Gartner	4
Steve Konowalchuk	4
Michal Pivonka	4
Mike Ridley	4
Alexander Semin	4
Nicklas Backstrom	3
Tomas Fleischmann	3
Dale Hunter	3
Jaromir Jagr	3
Adam Oates	3

## SHOOTOUT RECORD BY YEAR

Year	W	L	G	ATT	PCT	GA	ATT	PCT
2011-12	4	4	12	27	44.4	11	25	44.0
2010-11	5	6	11	36	30.6	12	36	33.3
2009-10	5	6	13	45	28.9	16	49	32.7
2008-09	4	5	8	28	28.6	7	24	29.2
2007-08	4	4	10	35	28.6	10	36	27.8
2006-07	1	11	5	40	12.5	16	38	42.1
2005-06	7	6	18	54	33.3	17	57	29.8
<b>TOTAL</b>	<b>30</b>	<b>42</b>	<b>77</b>	<b>272</b>	<b>28.3</b>	<b>92</b>	<b>270</b>	<b>34.1</b>

# Shootout History

Date	Shootout Score	Rounds	Clinching Goal	Caps Goaltender	Site
3/31/12	Washington 2 - Montreal 0	3	Matt Hendricks	Michal Neuvirth	Washington
3/29/12	Washington 3 - Boston 2	4	Brooks Laich	Michal Neuvirth	Boston
3/22/12	Philadelphia 2 - Washington 1	4	Wayne Simmonds	Braden Holtby	Philadelphia
3/13/12	Washington 2 - NY Islanders 1	4	Matt Hendricks	Michal Neuvirth	NY Islanders
2/9/12	Winnipeg 2 - Washington 1	3	Bryan Little	Tomas Vokoun	Washington
12/23/11	New Jersey 2 - Washington 0	3	Ilya Kovalchuk	Michal Neuvirth	New Jersey
11/12/11	New Jersey 2 - Washington 1	4	David Clarkson	Michal Neuvirth	Washington
10/10/11	Washington 2 - Tampa Bay 0	3	Matt Hendricks	Tomas Vokoun	Washington
4/5/11	Washington 3 - Boston 2	4	Mike Knuble	Michal Neuvirth	Toronto
3/29/11	Carolina 3 - Washington 2	3	Jeff Skinner	Semyon Varlamov	Washington
3/22/11	Washington 5 - Philadelphia 4	3	Alexander Semin	Michal Neuvirth	Philadelphia
3/7/11	Washington 2 - Tampa Bay 1	3	Alex Ovechkin	Braden Holtby	Tampa Bay
2/1/11	Montreal 3 - Washington 2	3	Brian Gionta	Semyon Varlamov	Washington
1/24/11	NY Rangers 2 - Washington 1	4	Artem Anisimov	Braden Holtby	Washington
12/23/10	Pittsburgh 3 - Washington 2	7	Pascal Dupuis	Michal Neuvirth	Washington
12/16/10	Toronto 5 - Washington 4	3	Mikhail Grabovski	Michal Neuvirth	Washington
11/28/10	Washington 3 - Carolina 2	3	Alex Ovechkin	Semyon Varlamov	Washington
11/20/10	Philadelphia 5 - Washington 4	3	Danny Briere	Michal Neuvirth	Washington
11/3/10	Washington 5 - Toronto 4	3	Alex Ovechkin	Michal Neuvirth	Washington
4/11/10	Boston 2 - Washington 0	3	David Krejci	Semyon Varlamov	Washington
3/25/10	Carolina 2 - Washington 1	5	Chad Larose	Semyon Varlamov	Carolina
3/24/10	Washington 3 - Chicago 2	4	Mike Knuble	Jose Theodore	Washington
3/8/10	Dallas 2 - Washington 1	5	Loui Eriksson	Semyon Varlamov	Washington
2/13/10	St. Louis 1 - Washington 0	4	David Perron	Jose Theodore	Washington
1/13/10	Washington 3 - Florida 2	6	Tomas Fleischmann	Jose Theodore	Florida
11/28/09	Washington 1 - Montreal 0	3	Nicklas Backstrom	Semyon Varlamov	Montreal
11/21/09	Toronto 2 - Washington 0	3	Phil Kessel	Semyon Varlamov	Toronto
11/11/09	Washington 2 - NY Islanders 1	11	Chris Clark	Semyon Varlamov	Washington
10/17/09	Washington 1 - Nashville 0	3	Alex Ovechkin	Semyon Varlamov	Washington
10/12/09	New Jersey 2 - Washington 1	3	Jamie Langenbrunner	Jose Theodore	Washington
3/24/09	Toronto 1 - Washington 0	3	Jeff Hamilton	Jose Theodore	Toronto
3/14/09	Washington 2 - Carolina 0	3	Alexander Semin	Jose Theodore	Washington
3/8/09	Pittsburgh 1 - Washington 0	3	Sidney Crosby	Jose Theodore	Washington
2/18/09	Washington 2 - Montreal 0	2	Alexander Semin	Jose Theodore	Washington
2/11/09	NY Rangers 2 - Washington 1	4	Ryan Callahan	Jose Theodore	NY Rangers
1/6/09	Washington 1 - Philadelphia 0	3	Viktor Kozlov	Jose Theodore	Washington
11/15/08	New Jersey 1 - Washington 0	3	Zach Parise	Jose Theodore	New Jersey
10/28/08	Washington 2 - Nashville 1	4	Michael Nylander	Jose Theodore	Washington
10/18/08	New Jersey 1 - Washington 0	3	Zach Parise	Brent Johnson	Washington
3/25/08	Washington 1 - Carolina 0	3	Viktor Kozlov	Cristobal Huet	Carolina
3/16/08	Washington 2 - Boston 0	3	Alexander Semin	Cristobal Huet	Washington
2/20/08	NY Islanders 1 - Washington 0	3	Mike Comrie	Olie Kolzig	Washington
2/13/08	Atlanta 2 - Washington 0	2	Eric Perrin	Olie Kolzig	Atlanta
1/21/08	Washington 2 - Pittsburgh 1	3	Alexander Semin	Olie Kolzig	Pittsburgh
1/17/08	Washington 1 - Edmonton 0	12	Matt Bradley	Olie Kolzig	Washington
12/17/07	Detroit 3 - Washington 1	3	Henrik Zetterberg	Olie Kolzig	Detroit
11/28/07	Florida 4 - Washington 3	11	Stephen Weiss	Olie Kolzig	Washington
3/15/07	Boston 2 - Washington 1	3	Phil Kessel	Olie Kolzig	Boston
3/1/07	Tampa Bay 1 - Washington 0	10	Nick Tarnasky	Brent Johnson	Washington
2/27/07	Florida 2 - Washington 0	3	Jozef Stumpel	Frederic Cassivi	Washington
2/21/07	San Jose 2 - Washington 1	3	Jonathan Cheechoo	Brent Johnson	Washington
2/15/07	Tampa Bay 1 - Washington 0	3	Martin St. Louis	Brent Johnson	Tampa Bay
2/6/07	Boston 2 - Washington 1	3	Phil Kessel	Olie Kolzig	Washington
2/4/07	Washington 1 - NY Islanders 0	3	Alexander Semin	Olie Kolzig	Washington
12/11/06	Pittsburgh 2 - Washington 1	3	Evgeni Malkin	Olie Kolzig	Washington
11/15/06	Boston 1 - Washington 0	3	Patrice Bergeron	Olie Kolzig	Washington
10/27/06	Vancouver 2 - Washington 0	3	Mats Naslund	Olie Kolzig	Vancouver
10/19/06	Atlanta 2 - Washington 0	2	Vyacheslav Kozlov	Brent Johnson	Atlanta
10/12/06	Minnesota 1 - Washington 0	3	Mikko Koivu	Brent Johnson	Minnesota
4/15/06	Washington 2 - Florida 1	4	Matt Pettinger	Brent Johnson	Florida
4/5/06	Carolina 1 - Washington 0	3	Matt Cullen	Brent Johnson	Washington
3/18/06	Florida 1 - Washington 0	3	Joe Nieuwendyk	Olie Kolzig	Washington
3/10/06	New Jersey 3 - Washington 2	5	Sergei Brylin	Olie Kolzig	Washington
1/19/06	Washington 2 - St. Louis 1	4	Matt Pettinger	Olie Kolzig	Washington
1/8/06	Florida 2 - Washington 1	3	Joe Nieuwendyk	Olie Kolzig	Washington
12/31/05	Washington 2 - Philadelphia 1	3	Brian Willisie	Olie Kolzig	Washington
12/22/05	Washington 1 - Atlanta 0	3	Alex Ovechkin	Brent Johnson	Atlanta
11/26/05	NY Rangers 4 - Washington 3	15	Marek Malik	Olie Kolzig	New York
11/23/05	Tampa Bay 2 - Washington 1	5	Vaclav Prospal	Olie Kolzig	Washington
11/15/05	Washington 1 - Tampa Bay 0	3	Alex Ovechkin	Brent Johnson	Washington
11/4/05	Washington 1 - Atlanta 0	3	Alex Ovechkin	Olie Kolzig	Washington
10/16/05	Washington 2 - Tampa Bay 1	3	Petr Sykora	Olie Kolzig	Washington

## SHOOTOUT RECORD BY OPPONENT

	GP	W	L
Boston	7	3	4
Carolina	6	4	2
Chicago	1	1	0
Dallas	1	0	1
Detroit	1	0	1
Edmonton	1	1	0
Florida	6	2	4
Minnesota	1	0	1
Montreal	4	3	1
Tampa Bay	2	2	0
Nashville	6	0	6
New Jersey	4	3	1
NY Islanders	3	0	3
Philadelphia	5	3	2
Pittsburgh	4	1	3
St. Louis	2	1	1
Tampa Bay	7	4	3
Toronto	4	1	3
San Jose	1	0	1
Vancouver	1	0	1
Winnipeg	4	2	2

## INDIVIDUAL SHOOTOUT STATISTICS

Shooter	G/ATT	GDG
Alex Ovechkin	20/63	7
Alexander Semin	15/42	6
Nicklas Backstrom	8/25	1
Matt Hendricks	7/10	3
Viktor Kozlov	4/11	2
Matt Pettinger	4/13	2
Brooks Laich	4/16	1
Brian Willisie	3/9	1
Mike Knuble	2/4	2
Bryan Muir	1/1	
Petr Sykora	1/1	1
Andrew Cassels	1/2	
Dainius Zubrus	1/2	
Chris Clark	1/3	
Michael Nylander	1/4	1
Matt Bradley	1/5	1
Boyd Gordon	1/5	
Brendan Morrison	1/5	
Tomas Fleischmann	1/8	1
Kris Beech	0/1	
Steve Eminger	0/1	
John Erskine	0/1	
Sergei Fedorov	0/1	
Jamie Heward	0/1	
Marcus Johansson	0/1	
Jiri Novotny	0/1	
Tom Poti	0/1	
David Steckel	0/1	
Brian Sutherby	0/1	
Richard Zednik	0/1	
Dainius Zubrus	0/1	
Dmitry Orlov	0/1	
Troy Brouwer	0/1	
Keith Aucoin	0/1	
Donald Brashear	0/2	
Jeff Halpern	0/2	
Jakub Klepis	0/2	
Mathieu Perreault	0/3	
Brian Pothier	0/2	
Ben Clymer	0/3	
Eric Fehr	0/3	
Mike Green	0/4	

Goaltender	Record	GA/ATT
Olie Kolzig	7-13	34/92 (37.0%)
Michal Neuvirth	6-5	13/38 (34.2%)
Jose Theodore	6-6	13/38 (34.2%)
Semyon Varlamov	4-6	12/41 (29.3%)
Brent Johnson	3-6	8/34 (23.5%)
Cristobal Huet	2-0	0/5 (0.0%)
Braden Holtby	1-2	5/11 (45.5%)
Tomas Vokoun	1-1	2/4 (50.0%)
Frederic Cassivi	0-1	2/3 (66.7%)





# Penalty Shot History

Player	Opponent	Date	Goaltender	Result
<b>Capitals: 21 Goals on 49 Chances (42.9%)</b>				
Marcus Johansson	@ Philadelphia	3/22/12	Ilya Bryzgalov	No Goal
Troy Brouwer	@ Montreal	2/4/12	Peter Budaj	No Goal
Alexander Semin	@ Montreal	2/4/12	Peter Budaj	Goal
Jason Chimera	@ Buffalo	11/26/11	Jhonas Enroth	Goal
Mike Knuble	@ Vancouver	10/29/11	Roberto Luongo	Goal
David Steckel	@ Calgary	10/30/10	Henrik Karlsson	Goal
Alex Ovechkin	vs. New Jersey	10/9/10	Martin Brodeur	Goal
Alex Ovechkin	vs. Philadelphia	1/17/10	Ray Emery	Goal
Alexander Semin	@ Vancouver	12/18/09	Roberto Luongo	No Goal
Alexandre Giroux	vs. Boston	12/10/08	Manny Fernandez	No Goal
Alex Ovechkin	@ Carolina	12/7/08	Michael Leighton	No Goal
Michael Nylander	vs. Vancouver	10/13/08	Roberto Luongo	Goal
Alex Ovechkin	@ Atlanta	10/10/08	Kari Lehtonen	No Goal
Alexander Semin	@ Pittsburgh	2/18/07	Jocelyn Thibeault	No Goal
Alex Ovechkin	vs. Dallas	11/30/06	Mike Smith	No Goal
Alex Ovechkin	@ Colorado	10/25/06	Peter Budaj	No Goal
Matt Pettinger	@ Florida	4/15/06	Jamie McLellan	No Goal
Alex Ovechkin	@ Boston	1/26/06	Tim Thomas	No Goal
Matt Pettinger	vs. Tampa Bay	11/23/05	John Grahame	Goal
Dainius Zubrus	vs. Boston	12/11/03	Andrew Raycroft	Goal
Michael Nylander	@ NY Islanders	12/21/02	Rick DiPietro	No Goal
Joe Sacco	@ Toronto	11/6/01	Curtis Joseph	No Goal
Joe Sacco	@ Carolina	3/30/01	Arturs Irbe	Goal
Ulf Dahlen	vs. Toronto	4/1/00	Curtis Joseph	No Goal
Richard Zednik	vs. NY Rangers	11/11/99	Mike Richter	No Goal
Peter Bondra	vs. Los Angeles	1/29/99	Stephane Fiset	Goal
Adam Oates	vs. Toronto	11/18/98	Curtis Joseph	Goal
Peter Bondra	vs. Los Angeles	3/4/98	Stephane Fiset	No Goal
Ken Klee	@ NY Rangers	3/12/97	Mike Richter	No Goal
Peter Bondra	@ Anaheim	12/13/96	Mikhail Shtalenkov	No Goal
Keith Jones	Montreal	11/1/95	Patrick Labrecque	No Goal
Steve Konowalchuk	@ NY Rangers	3/5/95	Mike Richter	No Goal
Michal Pivonka	@ Hartford	1/21/95	Sean Burke	No Goal
Reggie Savage	Minnesota	11/18/92	Jon Casey	Goal
Dimitri Khristich	Minnesota	1/7/92	Darcy Wakaluk	Goal
Dale Hunter	@ Pittsburgh	12/6/89	Wendel Young	No Goal
Yvon Corrivreau	New Jersey	1/19/88	Bob Sauve	No Goal
Mike Gartner	Philadelphia	4/4/87	Glenn Resch	Goal
Mike Gartner	@ Hartford	1/17/87	Mike Liut	Goal
Mike Gartner	@ NY Rangers	12/20/80	Wayne Thomas	Goal
Bengt Gustafsson	@ Los Angeles	2/12/80	Ron Grahame	No Goal
Rolf Edberg	NY Rangers	2/2/80	Doug Soetaert	Goal
Bengt Gustafsson	@ Minnesota	1/5/80	Gilles Meloche	No Goal
Guy Charron	Montreal	10/30/79	Denis Herron	No Goal
Blair Stewart	@ Montreal	4/7/79	Michel Larocque	No Goal
Hartland Monahan	NY Islanders	1/16/77	Glenn Resch	Goal
Nelson Pyatt	Toronto	3/9/75	Gord McRae	Goal
Steve Atkinson	@ Vancouver	2/1/75	Ken Lockett	Goal
Tom Williams	@ Buffalo	12/5/74	Gary Bromley	No Goal

## MOST CAREER PENALTY SHOT GOALS

Mike Gartner	3 (3 attempts)
Alex Ovechkin	2 (7 attempts)
16 players tied	1

## MOST CAREER PENALTY SHOT ATTEMPTS

Alex Ovechkin	7 (2 goal)
Mike Gartner	3 (3 goals)
Peter Bondra	3 (1 goal)
Alexander Semin	3 (1 goal)

Player	Opponent	Date	Goaltender	Result
<b>Opponent: 20-Goals on 61 Chances (32.8%)</b>				
Lauri Korpikoski	vs. Phoenix	11/21/11	Tomas Vokoun	Goal
Chad LaRose	vs. Carolina	3/29/11	Semyon Varlamov	No Goal
Evgeni Malkin	vs. Pittsburgh	12/23/10	Michal Neuvirth	No Goal
Mattias Tedenby	@ New Jersey	11/22/10	Braden Holtby	Goal
Brandon Sutter	vs. Carolina	3/10/10	Jose Theodore	No Goal
David Krejci	at Boston	2/2/10	Jose Theodore	No Goal
Ryan Clowe	at San Jose	12/30/09	Michal Neuvirth	Goal
Joe Thornton	at San Jose	12/30/09	Michal Neuvirth	Goal
Jim Slater	at Atlanta	10/29/09	Semyon Varlamov	No Goal
Darroll Powe	vs. Philadelphia	10/27/09	Jose Theodore	No Goal
Eric Staal	vs. Carolina	3/3/09	Michal Neuvirth	Goal
David Booth	vs. Florida	3/1/09	Jose Theodore	No Goal
Adam Hall	vs. Tampa Bay	1/1/09	Brent Johnson	No Goal
Chris Drury	vs. NY Rangers	11/8/08	Brent Johnson	No Goal
Daniel Alfredsson	@ Ottawa	12/29/07	Olie Kolzig	Goal
Chad Larose	@ Carolina	11/30/07	Olie Kolzig	No Goal
J-P Vigier	vs. Atlanta	1/6/07	Olie Kolzig	No Goal
Karel Rachunek	@ NY Rangers	12/30/06	Olie Kolzig	Goal
Mats Sundin	@ Toronto	12/23/06	Olie Kolzig	Goal
Marco Sturm	@ Boston	11/18/06	Brent Johnson	No Goal
Ryan Malone	@ Pittsburgh	1/25/06	Olie Kolzig	Goal
Erik Cole	vs. Carolina	1/21/06	Olie Kolzig	Goal
Mike Sillinger	vs. St. Louis	1/19/06	Olie Kolzig	No Goal
Steve Sullivan	vs. Nashville	12/7/05	Olie Kolzig	No Goal
Brett Hull	vs. Detroit	12/13/03	Olie Kolzig	No Goal
Andrei Markov	@ Montreal	3/25/03	Olie Kolzig	No Goal
Steve Sullivan	@ Chicago	11/15/02	Olie Kolzig	No Goal
Chad Kilger	vs. Montreal	10/19/01	Olie Kolzig	No Goal
Sergei Nemchinov	vs. New Jersey	3/11/00	Olie Kolzig	No Goal
Viktor Kozlov	vs. Florida	2/23/00	Olie Kolzig	Goal
Robert Reichel	@ Phoenix	3/25/99	Rick Tabaracci	No Goal
Jay Pandolfo	vs. New Jersey	12/30/98	Rick Tabaracci	No Goal
Mariusz Czerkawski	vs. NY Islanders	12/4/98	Rick Tabaracci	No Goal
Todd Marchant	vs. Edmonton	1/26/97	Olie Kolzig	No Goal
Todd Elik	vs. Boston	11/19/96	Jim Carey	No Goal
Mike Hough	@ Florida	2/29/96	Olie Kolzig	No Goal
Jeff Friesen	@ San Jose	12/2/95	Jim Carey	Goal
Jaromir Jagr	@ Pittsburgh	1/26/93	Don Beaupre	No Goal
Eric Lindros	Philadelphia	12/26/92	Don Beaupre	Goal
Murray Craven	Hartford	3/24/92	Don Beaupre	Goal
Mario Lemieux	Pittsburgh	11/24/89	Bob Mason	Goal
Anders Carlsson	@ New Jersey	4/2/89	Don Beaupre	No Goal
Greg Paslawski	@ St. Louis	2/14/89	Clint Malarchuk	No Goal
Dale Hawerchuk	Winnipeg	12/17/88	Clint Malarchuk	No Goal
Brent Sutter	NY Islanders	12/26/86	Bob Mason	No Goal
Peter Sundstrom	NY Rangers	3/2/86	Al Jensen	Goal
Mats Naslund	@ Montreal	3/21/85	Pat Riggan	No Goal
Dave Hannan	Pittsburgh	10/14/83	Pat Riggan	Goal
Michel Goulet	@ Quebec	2/6/83	Pat Riggan	Goal
Wayne Gretzky	@ Edmonton	11/24/82	Pat Riggan	No Goal
Kent Nilsson	@ Calgary	1/8/81	Rollie Boutin	No Goal
Ron Sedlbaur	@ Vancouver	3/2/79	Gary Inness	No Goal
Jacques Lemaire	@ Montreal	11/2/78	Jim Bedard	No Goal
Pete Mahovlich	@ Pittsburgh	1/21/78	Jim Bedard	No Goal
Blair Chapman	Pittsburgh	12/4/77	Jim Bedard	No Goal
Clark Gillies	NY Islanders	11/13/77	Bernie Wolfe	Goal
Ron Schock	Pittsburgh	11/30/76	Bernie Wolfe	No Goal
Don Luce	@ Buffalo	10/19/75	Ron Low	No Goal
Orest Kindrachuk	@ Philadelphia	11/9/74	Michel Belhumeur	Goal
Stan Mikita	@ Chicago	10/23/74	Michel Belhumeur	No Goal
Jim Pappin	@ Chicago	10/23/74	Michel Belhumeur	No Goal

## MOST CAREER PENALTY SHOT SAVES

Olie Kolzig	11 (17 attempts)
Jose Theodore	4 (4 attempts)
Jim Bedard	3 (3 attempts)
Brent Johnson	3 (3 attempts)
Rick Tabaracci	3 (3 attempts)

## MOST CAREER PENALTY SHOTS FACED

Olie Kolzig	17 (6 GA)
Don Beaupre	4 (2 GA)
Michal Neuvirth	4 (3 GA)
Pat Riggan	4 (2 GA)
Jose Theodore	4 (0 GA)

# Capitals' Firsts

## TEAM

Category	Date
Season	1974-75
Game	10/9/74
Game, Home	10/15/74
Victory, Home	10/17/74
Victory, Road	3/28/75
Loss, Home	10/20/74
Loss, Road	10/9/74
Tie, Home	10/15/74
Tie, Road	10/17/75
Tie, Scoreless	12/10/88
Overtime Game	10/8/83
Overtime Victory	11/4/83
Playoff Game	4/6/83
Playoff Victory	4/7/83
Sellout (18,130)	12/26/74

## Opponent

at NY Rangers  
vs. Los Angeles Kings  
vs. Chicago  
at California  
vs. NY Islanders  
at NY Rangers  
vs. Los Angeles  
at California  
at Montreal  
vs. NY Islanders  
vs. Vancouver  
at NY Islanders  
at NY Islanders  
vs. Philadelphia

## Result

8-67-5, 5th Norris  
NY Rangers, 6-3  
Tie, 1-1  
Washington, 4-3  
Washington, 5-3  
NY Islanders, 5-0  
NY Rangers, 6-3  
Tie, 1-1  
Tie, 3-3  
Tie, 0-0  
NY Islanders, 8-7  
Washington, 5-4  
NY Islanders, 5-2  
Washington, 4-2  
Philadelphia, 4-1

## INDIVIDUAL

Category	Player
Goal	Jim Hryciuk
Goal, Home	Yvon Labre
Goal Against, Road	Greg Polis
Goal Against, Home	Dan Maloney
Winning Goal, Home	Jack Eggers
Winning Goal, Road	Nelson Pyatt
Overtime Goal	Bengt Gustafsson
Playoff Goal	Bob Gould
Power-Play Goal	Ron Anderson
Shorthanded Goal	Dave Kryskow
Two-Goal Game	Denis Dupre
Hat Trick	Ron Lalonde
Double Hat Trick	T. Tooke/D. Maruk
Assists, Road	G. Joly/D. Dupre
Assists, Home	D. Kryskow/B. Lesuk
Minor Penalty	Bill Mikkelsen
Major Penalty	Mike Bloom
Playoff Minor Penalty	Glenn Currie
Playoff Major Penalty	Bryan Erickson
Penalty Shot	Tom Williams
Shutout	Ron Low
Playoff Shutout	Bob Mason

## Date & Opponent

10/9/74 at NY Rangers  
10/15/74 vs. Los Angeles  
10/9/74 at NY Rangers  
10/15/74 vs. Los Angeles  
10/17/74 vs. Chicago  
3/28/75 at California  
11/4/82 vs. Vancouver  
4/6/83 at NY Islanders  
10/9/74 at NY Rangers  
12/19/74 at Los Angeles  
10/17/74 vs. Chicago  
3/30/75 vs. Detroit  
11/21/81 vs. Philadelphia  
10/9/74 at NY Rangers  
10/15/74 vs. Los Angeles  
10/9/74 at NY Rangers  
10/17/74 vs. Chicago  
4/6/83 at NY Islanders  
4/4/84 vs. Philadelphia  
12/5/74 at Buffalo  
2/16/75 vs. Kansas City  
4/11/87 at NY Islanders

## Result

NY Rangers, 6-3  
Tie, 1-1  
NY Rangers, 6-3  
Tie, 1-1  
Washington, 4-3  
Washington, 5-3  
Washington, 5-4  
NY Islanders, 5-2  
NY Rangers, 6-3  
Los Angeles, 4-1  
Washington, 4-3  
Detroit, 8-5  
Washington, 10-4  
NY Rangers, 6-3  
Tie, 1-1  
Hooking  
Fighting  
Elbowing  
Fighting  
No Goal  
Washington, 3-0  
Washington, 2-0

## VERIZON CENTER – TEAM

Category	Date
Game	12/5/97
Loss, Home	12/18/97
Tie, Home	12/16/97
Tie, Scoreless	4/5/02
Overtime Game	12/5/97
Playoff Game	4/22/98
Sellout (19,740)	12/5/97
Playoff Sellout (19,740)	5/1/98

## Opponent

vs. Florida  
vs. Florida  
vs. NY Islanders  
vs. Ottawa  
vs. Florida  
vs. Boston  
vs. Florida  
vs. Boston

## Result

Washington, 3-2 OT  
Florida, 4-0  
Tie, 1-1  
Tie, 0-0  
Washington, 3-2 OT  
Washington, 3-1  
Washington, 3-2 OT  
Boston, 4-0

## VERIZON CENTER – INDIVIDUAL

Category	Player
Goal	Richard Zednik
Goal Against	Steve Washburn
Winning Goal	Jeff Toms
Overtime Goal	Jeff Toms
Playoff Goal	Brian Bellows
Playoff Goal Against	Dmitri Khristich
Power-Play Goal	Chris Simon
Power-Play Goal Against	Robert Svehla
Shorthanded Goal	Kelly Miller
Shorthanded Goal Against	Brian Rolston
Two-Goal Game	Calle Johansson
Hat Trick	Peter Bondra
Assists	Konowalchuk/Bulis
Assists Against	Laus/Warrene
Minor Penalty	Paul Laus
Major Penalty	Ken Klee
Penalty Shot	Peter Bondra
Penalty Shot Against	Mariuz Czerkawski
Shutout	Olie Kolzig
Shutout Against	John Vanbiesbrouck

## Date & Opponent

12/5/97 vs. Florida  
12/5/97 vs. Florida  
12/5/97 vs. Florida  
12/5/97 vs. Florida  
4/22/98 vs. Boston  
4/22/98 vs. Boston  
12/5/97 vs. Florida  
12/5/97 vs. Florida  
12/23/97 vs. New Jersey  
12/30/98 vs. New Jersey  
1/6/98 vs. Toronto  
1/8/98 vs. NY Rangers  
12/5/97 vs. Florida  
12/5/97 vs. Florida  
12/5/97 vs. Florida  
12/5/97 vs. Florida  
3/4/98 vs. Los Angeles  
12/4/98 vs. NY Islanders  
1/13/98 vs. Ottawa  
12/18/97 vs. Florida

## Result

Washington, 3-2 OT  
Washington, 3-2 OT  
Washington, 3-2 OT  
Washington, 3-2 OT  
Washington, 3-1  
Washington, 3-1  
Washington, 3-2 OT  
Washington, 3-2 OT  
Tie, 1-1  
New Jersey, 3-2  
Washington, 5-3  
Washington, 5-3  
Washington, 3-2 OT  
Washington, 3-2 OT  
Washington, 3-2 OT  
Washington, 3-2 OT  
No Goal  
No Goal  
Washington, 4-0  
Florida, 4-0



# Capitals NHL Award Winners



**HART TROPHY**  
NHL Most Valuable Player

Alex Ovechkin (2008-09)  
Alex Ovechkin (2007-08)



**ART ROSS TROPHY**  
Most Points

Alex Ovechkin (2007-08)



**VEZINA TROPHY**  
Best Goaltender

Olie Kolzig (1999-00)  
Jim Carey (1995-96)



**JAMES NORRIS TROPHY**  
Best Defenseman

Rod Langway (1982-83)  
Rod Langway (1983-84)



**WILLIAM JENNINGS TROPHY**  
Fewest Goals Against, Team

Al Jensen/Pat Riggan  
(1983-84)



**KING CLANCY MEMORIAL TROPHY**  
Leadership and Humanitarian Contribution

Olie Kolzig (2005-06)



**TED LINDSAY AWARD**  
**LESTER B. PEARSON AWARD**  
NHLPA Most Valuable Player

Alex Ovechkin (2009-10)  
Alex Ovechkin (2008-09)  
Alex Ovechkin (2007-08)



**MAURICE "ROCKET" RICHARD TROPHY**  
Most Goals

Alex Ovechkin (2008-09)  
Alex Ovechkin (2007-08)



**FRANK SELKE TROPHY**  
Best Defensive Forward

Doug Jarvis (1983-84)



**JACK ADAMS AWARD**  
Coach of the Year

Bruce Boudreau (2007-08)  
Bryan Murray (1983-84)



**CALDER MEMORIAL TROPHY**  
Rookie of the Year

Alex Ovechkin (2005-06)



**BILL MASTERTON TROPHY**  
Perseverance and Dedication to Hockey

Jose Theodore (2009-10)

# Capitals NHL Award Winners

## CAPITALS NAMED TO NHL POSTSEASON ALL-STAR TEAMS

### FIRST TEAM

Year	Player	Pos.
2009-10	Mike Green	D
2009-10	Alex Ovechkin	LW
2008-09	Mike Green	D
2008-09	Alex Ovechkin	LW
2007-08	Alex Ovechkin	LW
2006-07	Alex Ovechkin	LW
2005-06	Alex Ovechkin	LW
1999-00	Olie Kolzig	G
1995-96	Jim Carey	G
1987-88	Scott Stevens	D
1983-84	Rod Langway	D
1982-83	Rod Langway	D

### SECOND TEAM

Year	Player	Pos.
2010-11	Alex Ovechkin	LW
2002-03	Sergei Gonchar	D
2001-02	Sergei Gonchar	D
1992-93	Al Iafrate	D
1986-87	Larry Murphy	D
1984-85	Rod Langway	D
1983-84	Pat Riggan	G

## CAPITALS NAMED TO NHL POSTSEASON ALL-ROOKIE TEAMS

Year	Player	Pos.
2010-11	John Carlson	D
2007-08	Nicklas Backstrom	F
2005-06	Alex Ovechkin	F
1994-95	Jim Carey	G
1982-83	Scott Stevens	D

## NHL FOUNDATION AWARD

### Community Participation

2000-01	Olie Kolzig
---------	-------------

## NHL PLAYER OF THE MONTH

Date	Player
Jan. 2010	Alex Ovechkin (1st star)
Oct. 2009	Alex Ovechkin (2nd star)
Dec. 2008	Alex Ovechkin (3rd star)
Nov. 2008	Alex Ovechkin (1st star)
Oct. 2008	Alexander Semin (1st star)
March 2008	Alex Ovechkin (1st star)
Jan. 2008	Alex Ovechkin (1st star)
Jan. 2006	Alex Ovechkin
Nov. 2003	Robert Lang
Jan. 2000	Olie Kolzig
March 1996	Jim Carey
March 1995	Jim Carey
Jan. 1987	Mike Gartner

## NHL ROOKIE OF THE MONTH

Date	Player
Oct. 2010	Michal Neuvirth
Dec. 2007	Nicklas Backstrom
Jan. 2006	Alex Ovechkin
Dec. 2005	Alex Ovechkin
March 2000	Jeff Halpern
March 1995	Jim Carey
Nov. 1990	Peter Bondra
Dec. 1984	Bob Mason

\* Player of the Week and Player of the Month were first awarded in the 1980-81 season; Player of the Week and Player of the Month renamed Three Stars beginning in 2006-07 season

\* Rookie of the Month was first awarded in the 1983-84 season

## NHL PLAYER OF THE WEEK

Date	Player	Date	Player
1/2/12	Alexander Ovechkin (2nd star)	12/24/00	Adam Oates
12/12/11	John Carlson (3rd star)	12/17/00	Olie Kolzig
11/7/11	Nicklas Backstrom (3rd star)	1/24/00	Sergei Gonchar
10/24/11	Tomas Vokoun (3rd star)	2/28/00	Olie Kolzig
3/14/11	Braden Holtby (1st star)	2/7/99	Peter Bondra
1/3/11	Semyon Varlamov (1st star)	4/19/98	Olie Kolzig
11/15/10	Alexander Semin (3rd star)	4/5/98	Peter Bondra
4/12/10	Nicklas Backstrom (3rd star)	3/23/98	Olie Kolzig
2/8/10	Alex Ovechkin (1st star)	11/24/96	Peter Bondra
2/8/10	Nicklas Backstrom (3rd star)	3/3/96	Jim Carey
2/1/10	Nicklas Backstrom (3rd star)	12/31/95	Jim Carey
1/18/10	Alex Ovechkin (1st star)	3/15/95	Jim Carey
12/7/09	Nicklas Backstrom (1st star)	11/5/89	Don Beaupre
10/19/09	Alex Ovechkin (3rd star)	3/19/89	Dino Ciccarelli
10/5/09	Alex Ovechkin (1st star)	3/12/89	Geoff Courtnall
2/9/09	Mike Green (3rd star)	1/8/89	Pete Peeters
2/2/09	Mike Green (3rd star)	2/21/88	Clint Malarchuk
12/29/08	Alex Ovechkin (1st star)	2/14/88	Pete Peeters
11/17/08	Nicklas Backstrom (1st star)	1/24/88	Pete Peeters
11/17/08	Alex Ovechkin (2nd star)	1/3/87	Clint Malarchuk
11/10/08	Brent Johnson (3rd star)	1/21/85	Craig Laughlin
4/6/08	Cristobal Huet (3rd star)	3/12/84	Pat Riggan
3/23/08	Alex Ovechkin (1st star)	2/6/84	Pat Riggan
3/9/08	Alex Ovechkin (1st star)	1/30/84	Pat Riggan
1/27/08	Alex Ovechkin (2nd star)	10/31/83	Al Jensen
12/30/08	Alex Ovechkin (1st star)	12/20/82	Al Jensen
10/28/07	Alex Ovechkin (3rd star)	11/23/81	Dennis Maruk
12/11/06	Alex Ovechkin (3rd star)	11/17/80	Dennis Maruk
1/22/06	Alex Ovechkin	10/20/80	Mike Gartner
1/1/06	Alex Ovechkin		
4/4/04	Jeff Halpern		
2/22/04	Olie Kolzig		
12/22/03	Robert Lang		
11/17/03	Robert Lang		



# Capitals Honors

## CAPITALS IN THE HOCKEY HALL OF FAME

Player	Year Inducted
Mike Gartner	2001
Rod Langway	2002
Larry Murphy	2004
Scott Stevens	2007
Dave Fay	2007 (Washington Times beat writer; Elmer Ferguson Memorial Award)
Dino Ciccarrelli	2010
Ron Weber	2010 (Radio voice; Foster Hewitt Memorial Award)
Adam Oates	2012

## CAPITALS IN THE U.S. HOCKEY HALL OF FAME

Player	Year Inducted
Craig Patrick	1996
Rod Langway	1999
Dave Christian	2001
Phil Housley	2004
Bobby Carpenter	2007
Kevin Hatcher	2010

## CAPITALS IN OLYMPIC WINTER GAMES

### 2010 Winter Olympics (Vancouver, British Columbia)

Nicklas Backstrom (Sweden)  
 Tomas Fleischmann (Czech Republic)  
 Alex Ovechkin (Russia)  
 Alexander Semin (Russia)  
 Semyon Varlamov (Russia)

### 2006 Winter Olympics (Torino, Italy)

Olie Kolzig (Germany)  
 Ivan Majesky (Slovakia)  
 Alex Ovechkin (Russia)

### 2002 Winter Olympics (Salt Lake City, Utah)

Ulf Dahlen (Sweden)  
 Sergei Gonchar (Russia – Bronze)  
 Jaromir Jagr (Czech Republic)  
 Dimitri Khristich (Ukraine)  
 Andrei Nikolishin (Russia – Bronze)

### 1998 Winter Olympics (Nagano, Japan)

Peter Bondra (Slovakia)  
 Calle Johansson (Sweden)  
 Olie Kolzig (Germany)  
 Ron Wilson (Head Coach, United States)  
 Richard Zednik (Slovakia)

## NHL STATISTICAL LEADERS

Year	Player	Category (Total)
2010-11	Alex Ovechkin*	Game-Winning Goals (11)
2010-11	Alex Ovechkin	Shots (367)
2009-10	Alex Ovechkin	Shots (368)
2009-10	Jeff Schultz	Plus/Minus (+50)
2008-09	Alex Ovechkin	Goals (56)
2008-09	Alex Ovechkin	Shots (528)
2007-08	Alex Ovechkin	Points (112)
2007-08	Alex Ovechkin	Goals (65)
2007-08	Alex Ovechkin	Power-Play Goals (22)
2007-08	Alex Ovechkin	Game-Winning Goals (11)
2007-08	Alex Ovechkin	Shots (446)
2006-07	Alex Ovechkin	Shots (392)
2005-06	Alex Ovechkin	Shots (425)
2001-02	Peter Bondra	Power-Play Goals (17)
2000-01	Peter Bondra	Power-Play Goals (22)
2000-01	Adam Oates	Assists (69)
1999-00	Olie Kolzig	Saves (1,794)
1999-00	Olie Kolzig	Minutes (4,371)

## CAPITALS PROSPECTS IN THE WORLD JUNIOR CHAMPIONSHIP

### Since 2004

#### 2012 World Junior Championship (Alberta, Canada)

Filip Forsberg (Sweden – Gold)  
 Evgeny Kuznetsov (Russia – Silver)  
 Sergey Kostenko (Russia – Silver)

#### 2011 World Junior Championship (Buffalo, United States)

Evgeny Kuznetsov (Russia – Gold)  
 Dmitry Orlov (Russia – Gold)  
 Cody Eakin (Canada – Silver)  
 Patrick Wey (United States – Bronze)  
 Philipp Grubauer (Germany)

#### 2010 World Junior Championship (Saskatchewan, Canada)

John Carlson (United States – Gold)  
 Stefan Della Rovere (Canada – Silver)  
 Marcus Johansson (Sweden – Bronze)

#### 2009 World Junior Championship (Ottawa)

Stefan Della Rovere (Canada – Gold)  
 Dmitry Kugryshev (Russia)

#### 2008 World Junior Championship (Czech Republic)

Karl Alzner (Canada – Gold)  
 Josh Godfrey (Canada – Gold)  
 Michal Neuvirth (Czech Republic)  
 Dmitry Kugryshev (Russia – Bronze)

#### 2007 World Junior Championship (Sweden)

Karl Alzner (Canada – Gold)  
 Oskar Osala (Finland)  
 Semyon Varlamov (Russia – Silver)  
 Nicklas Backstrom (Sweden)

#### 2006 World Junior Championship (Canada)

Nicklas Backstrom (Sweden)  
 Chris Bourque (United States)  
 Sasha Pokulok (Canada – Gold)  
 Semyon Varlamov (Russia – Silver)

#### 2005 World Junior Championship (United States)

Chris Bourque (United States)  
 Oscar Hedman (Sweden)  
 Alex Ovechkin (Russia – Silver)  
 Michail Yunkov (Russia – Silver)

#### 2004 World Junior Championship (Finland)

Tomas Fleischmann (Czech Republic)  
 Peter Guggisberg (Switzerland)  
 Sami Lepisto (Finland – Bronze)  
 Alex Ovechkin (Russia)  
 Alexander Semin (Russia)  
 Steve Werner (United States – Gold)

Year	Player	Category (Total)
1997-98	Peter Bondra*	Goals (52)
1997-98	Peter Bondra	Game-Winning Goals (13)
1995-96	Jim Carey	Shutouts (9)
1994-95	Peter Bondra	Goals (34)
1994-95	Peter Bondra	Shorthanded Goals (6)
1990-91	Don Beaupre	Shutouts (5)
1989-90	Mike Liut#	Goals-Against Average (2.53)
1989-90	Mike Liut#	Shutouts (4)
1987-88	Clint Malarchuk	Shutouts (4)
1987-88	Pete Peeters	Goals-Against Average (2.78)
1983-84	Al Jensen*	Shutouts (4)
1983-84	Pat Riggan	Goals-Against Average (2.66)
1983-84	Pat Riggan*	Shutouts (4)

\*Co-leader

#Acquired via trade during the season

# All-Star History



Alex Ovechkin

## CAPITALS ALL-STAR GAME LEADER BOARD

Goals		Assists		Points	
Alex Ovechkin	5	Peter Bondra	4	Alex Ovechkin	8
Mike Gartner	2	Alex Ovechkin	3	Peter Bondra	5
		Kevin Hatcher	3	Mike Gartner	3
		Jaromir Jagr	3	Kevin Hatcher	3
				Jaromir Jagr	3
Games					
Peter Bondra	5				
Alex Ovechkin	4				
Rod Langway	4				
Mike Gartner	4				

## CAPITALS SELECTED TO THE NHL ALL-STAR GAME

Year	Player	Position	GP	G	A	Pts	PIM
2011-12	Alex Ovechkin	Left Wing		Did Not Play			
	Dennis Wideman	Defense	1	0	1	1	0
2010-11	Alex Ovechkin	Left Wing	1	1	1	2	0
	Mike Green	Defense	1	0	2	2	0
2008-09	Alex Ovechkin	Left Wing	1	1	2	3	0
2007-08	Alex Ovechkin	Left Wing	1	2	0	2	0
2006-07	Alex Ovechkin (2)	Left Wing	1	1	0	1	0
2003-04	Robert Lang	Center	1	0	1	1	0
2002-03	Sergei Gonchar	Defense	1	0	0	0	0
	Jaromir Jagr	Right Wing	1	0	3	3	0
2001-02	Sergei Gonchar	Defense	1	0	1	1	0
	Jaromir Jagr	Right Wing	1	0	0	0	0
2000-01	Sergei Gonchar	Defense	1	0	2	2	0
1999-00	Olie Kolzig	Goaltender	1	20 Min	0 GA	8 Saves	
1998-99	Peter Bondra	Right Wing	1	0	0	0	0
1997-98	Peter Bondra	Right Wing	1	0	1	1	0
	Olie Kolzig	Goaltender	1	20 min	3 GA	14 Saves	
1996-97	Peter Bondra	Right Wing	1	0	2	2	0
	Dale Hunter	Center	1	0	0	0	0
1995-96	Peter Bondra	Right Wing	1	0	0	0	0
1993-94	Al Iafrate	Defense	1	0	0	0	0
1992-93	Peter Bondra	Right Wing	1	1	1	2	0
	Al Iafrate	Defense	1	0	0	0	0
1991-92	Don Beaupre	Goaltender	1	20 min	6 GA	6 saves	
	Randy Burridge	Left Wing	1	1	0	1	0
	Kevin Hatcher	Defense	1	0	1	1	0
1990-91	Kevin Hatcher	Defense	1	0	1	1	0
1989-90	Kevin Hatcher	Defense	1	0	1	1	0
1988-89	Mike Ridley	Center	1	1	1	2	0
	Scott Stevens	Defense	1	0	1	1	0
1987-88	Mike Gartner	Right Wing	1	1	0	1	0
1986-87	Rod Langway (4)	Defense	2	0	0	0	0
1985-86	Mike Gartner	Right Wing	1	0	0	0	2
	Rod Langway (2)	Defense	1	0	0	0	0
1984-85	Bob Carpenter (1)	Center	1	0	0	0	0
	Mike Gartner	Right Wing	1	1	0	1	0
	Rod Langway (1)	Defense	1	0	1	1	0
	Scott Stevens (1)	Defense	1	0	0	0	0
1983-84	Al Jensen (1)	Goaltender		Injured-DNP			
	Rod Langway (1)	Defense	1	0	0	0	0
1982-83	Rod Langway (1)	Defense	1	0	0	0	0
1981-82	Dennis Maruk	Center	1	0	1	1	0
1980-81	Mike Gartner (1)	Right Wing	1	0	0	0	0
1979-80	Robert Picard	Defense	1	0	0	0	0
1978-79	Robert Picard (3)	Defense		Did Not Play			
1977-78	Bob Sirois	Right Wing	1	0	0	0	0
1976-77	Guy Charron	Center	1	0	0	0	0
1975-76	Bill Clement	Center	1	0	0	0	0
1974-75	Denis Dupere	Left Wing	1	0	1	1	0

1-Selected to the starting lineup by Professional Hockey Writers Association; 2-Selected to the starting lineup by fan ballot; 3-Selected to NHL Team for Challenge '79 vs. USSR; 4-Played in Rendez-Vous '87 vs. USSR  
 \* No All-Star Game was played in 1994-95, 2004-05, 2005-06 or 2009-10

## CAPITALS SELECTED TO THE NHL YOUNGSTARS GAME

Year	Player	Pos.
2008-09	Nicklas Backstrom*	C
2007-08	Nicklas Backstrom	C
2006-07	Mike Green	D
2002-03	Brian Sutherby	C

\* Selected but did not participate



# Record Book

## TEAM RECORDS – SEASON

### MOST POINTS

121	2009-10 (54-15-13)
108	2008-09 (50-24-8)
107	2010-11 (48-23-11)
	1985-86 (50-23-7)

### At Home

66	2009-10 (30-5-6)
62	1999-00 (26-5-8-2)
	1985-86 (30-8-2)

### On Road

55	2009-10 (24-10-7)
49	2010-11 (23-15-3)
47	2008-09 (21-15-5)

### FEWEST POINTS

21	1974-75 (8-67-5)
32	1975-76 (11-59-10)
48	1977-78 (17-49-14)

### At Home

19	1974-75 (7-28-5)
20	1975-76 (6-26-8)
27	1977-78 (10-23-7)

### On Road

2	1974-75 (1-39-0)
12	1975-76 (5-33-2)
19	1994-95 (7-12-5)

### MOST WINS

54	2009-10 (54-15-13)
50	2008-09 (50-24-8)
	1985-86 (50-23-7)

### At Home

30	2009-10 (30-5-6)
	1985-86 (30-8-2)
29	2008-09 (29-9-3)

### On Road

24	2009-10 (24-10-7)
23	2010-11 (23-15-3)
22	1983-84 (22-16-2)

### FEWEST WINS

8	1974-75 (8-67-5)
11	1975-76 (11-59-10)
17	1977-78 (17-49-14)

### At Home

6	1975-76 (6-26-8)
7	1974-75 (7-28-5)
10	1977-78 (10-23-7)

### On Road

1	1974-75 (1-39-0)
5	1975-76 (5-33-2)
7	Four times; most recent 1994-95 (7-12-5)

### FEWEST LOSSES

15	2009-10 (54-15-13)
18	1994-95 (22-18-8)
23	2010-11 (48-23-11)
	1985-86 (50-23-7)

### At Home

5	2009-10 (30-5-6)
	1999-00 (26-5-8-2)
6	1994-95 (15-6-3)

### On Road

10	2009-10 (24-10-7)
12	1994-95 (7-12-5)
13	1982-83 (17-13-10)

### MOST LOSSES

67	1974-75 (8-67-5)
59	1975-76 (11-59-10)
49	1977-78 (17-49-14)

### At Home

28	1974-75 (7-28-5)
26	1975-76 (6-26-8)
23	Twice; most recent 1998-99 (16-23-2)

### On Road

39	1974-75 (1-39-0)
33	1975-76 (5-33-2)
27	1976-77 (7-27-6)

### MOST TIES

18	1980-81 (26-36-18)
16	1982-83 (39-25-16)
15	1978-79 (24-41-15)

### At Home

9	1993-94 (17-15-9)
8	Four times; most recent 1999-00 (26-5-8-2)

### On Road

11	1980-81 (10-19-11)
10	1982-83 (17-13-10)
9	1978-79 (9-22-9)

### Since 1983-84 (OT established)

12	1999-00 (44-26-12-2)
	1997-98 (40-30-12)

### FEWEST TIES

5	1983-84 (48-27-5)
	1974-75 (8-67-5)
6	Twice; most recent 1998-99 (31-45-6)

### At Home

2	1998-99 (16-23-2)
	1985-86 (30-8-2)
	1984-85 (27-11-2)

### On Road

0	1974-75 (1-39-0)
1	1993-94 (21-19-1)
	1992-93 (21-19-1)

### MOST OVERTIME GAMES

25	2010-11 (14-5-6)
24	2009-10 (11-7-6)
21	2005-06 (9-6-6)

### At Home

17	2010-11 (9-2-6)
13	2009-10 (7-3-3)
	1999-00 (3-2-8)

### On Road

11	2009-10 (4-4-3)
	2008-09 (6-5)
	2007-08 (6-5)
	1988-89 (2-2-7)
	1986-87 (3-1-7)

### FEWEST OVERTIME GAMES

9	1994-95 (0-1-8)
	1989-90 (2-1-6)
	1983-84 (1-3-5)

### At Home

3	1984-85 (1-0-2)
4	Three times; most recent 1994-95 (0-1-3)

### On Road

3	1992-93 (1-1-1)
	1983-84 (0-1-2)
4	1993-94 (2-1-1)

### MOST GOALS SCORED

330	1991-92
325	1992-93
322	1984-85

### At Home

189	1981-82
179	1983-84
176	1985-86

### On Road

159	1991-92
158	1992-93
157	2009-10

### FEWEST GOALS SCORED

136	1994-95
181	1974-75
195	1977-78

### At Home

75	1994-95
97	2003-04
98	1974-75

### On Road

61	1994-95
83	1974-75
89	Twice; most recent 2003-04

### FEWEST GOALS ALLOWED

120	1994-95
191	2010-11
194	1999-00

### At Home

48	1994-95
83	1999-00
94	2010-11
	1997-98

### On Road

72	1994-95
97	2010-11
107	1998-99
	1995-96

### MOST GOALS ALLOWED

446	1974-75
394	1975-76
338	Twice; most recent 1981-82

### At Home

191	1974-75
166	1975-76
162	1978-79

### On Road

256	1974-75
223	1975-76
186	1981-82

### MOST SHUTOUTS

9	1995-96
8	2010-11
9	1983-84

### At Home

7	1995-96
4	Four times; most recent 2010-11

### On Road

5	1998-99
	1983-84
4	Three; most recent 2010-11

### FEWEST SHUTOUTS

0	Four times; most recent 1991-92
0	Six times; most recent 2005-06

### On Road

0	Ten times; most recent 2006-07
---	--------------------------------

### MOST TIMES SHUTOUT

12	1974-75
11	2010-11
	1998-99

### At Home

9	1974-75
5	1975-76
4	Five times; most recent 2010-11

### On Road

7	2010-11
	1998-99
5	Three times; most recent 1996-97

### FEWEST TIMES SHUTOUT

0	Four times; most recent 1991-92
0	11 times; most recent 2009-10

### On Road

0	Five times; most recent 1991-92
---	---------------------------------

### 50-PLUS GOAL SCORERS

2	1984-85 (Carpenter, Gartner)
---	------------------------------

### 40-PLUS GOAL SCORERS

3	1988-89 (Ciccarelli, Courtnall, Ridley)
---	---

### 30-PLUS GOAL SCORERS

5	1981-82 (Maruk, Walter, Gartner, Carpenter, Valentine)
---	--

### 20-PLUS GOAL SCORERS

9	1992-93 (Bondra, Hatcher, Khristich, Ridley, Iafate, Elynuik, Cote, Pivonka, Hunter)
---	--

### LONGEST UNBEATEN STREAK

14	1/13/10 to 2/7/10 (14-0-0)
	1/17/84 to 2/18/84 (13-0-1)
	11/24/82 to 12/23/82 (9-0-5)

### At Home

13	1/5/10 to 3/6/10 (13-0-0)
	12/27/99 to 2/23/00 (11-0-2)
	11/25/92 to 1/31/93 (9-0-4)

### On Road

10	11/24/82 to 1/8/83 (6-0-4)
9	2/7/01 to 3/7/01 (8-0-1)
	11/21/84 to 12/20/84 (6-0-3)

### LONGEST WINNING STREAK

14	1/13/10 to 2/7/10 (14-0-0)
10	1/27/84 to 2/18/84
9	2/26/11 to 3/16/11 (9-0-0)

### At Home

13	1/5/10 to 3/6/10 (13-0-0)
10	1/4/00 to 2/23/00
9	12/4/08 to 1/6/09

### On Road

6	2/20/11 to 3/16/11 (6-0-0)
	2/26/84 to 4/1/84
5	Five times; most recent 1/13/10 to 2/4/10

### LONGEST WINLESS STREAK

25	11/29/75 to 1/21/76 (0-22-3)
20	10/28/77 to 12/6/77 (0-15-5)
17	Twice; most recent 2/18/75 to 3/26/75 (0-17-0)

### At Home

14	12/3/75 to 1/21/76 (0-11-3)
11	10/19/77 to 12/6/77 (0-9-2)
	2/18/75 to 3/30/75 (0-11-0)

### On Road

37	10/9/74 to 3/26/75 (0-37-0)
16	11/1/75 to 1/27/76 (0-16-0)
12	2/2/77 to 3/13/77 (0-8-4)

# Record Book

## LONGEST LOSING STREAK

17	2/18/75 to 3/26/75
13	10/11/81 to 11/11/81
12	12/29/75 to 1/21/76
At Home	
11	2/18/75 to 3/30/75
7	2/10/07 to 3/12/07 (0-4-3) 10/14/81 to 11/11/81 12/29/75 to 1/21/76
On Road	
37	10/9/74 to 3/26/75
16	11/1/75 to 1/27/76
9	3/6/07 to 3/31/07 (0-8-1)

## LONGEST SHUTOUT STREAK

203:52	1/27/84 to 2/3/84
200:04	3/26/96 to 3/31/96
184:04	3/18/95 to 3/25/95

## MOST CONSECUTIVE GAMES POSTING

A SHUTOUT	
2	Eight times; most recent 3/18/98 to 3/20/98

## LONGEST SCORELESS STREAK

181:15	10/25/89 - 10/31/89
--------	---------------------

## MOST CONSECUTIVE GAMES BEING

SHUT OUT	
2	Eight times; most recent 3/6/07 to 3/9/07

## MOST CONSECUTIVE GAMES WITHOUT BEING SHUTOUT

244	10/31/89 to 11/11/92
At Home	
194	11/14/78 to 10/8/83
On Road	
96	3/15/86 to 12/7/88

## BEST POWER PLAY PERCENTAGE

25.23	2009-10 (79-313)
25.22	2008-09 (85-337)
23.87	1984-85 (79-331)

## WORST POWER PLAY PERCENTAGE

12.2	1977-78 (34-278)
12.9	1974-75 (48-372)
13.3	1976-77 (39-293)

## BEST PENALTY KILLING PERCENTAGE

89.2	1997-98 (39-361)
86.7	1983-84 (39-293)
86.2	1999-00 (47-341)

## WORST PENALTY KILLING PERCENTAGE

71.3	1974-75 (94-328)
71.9	1977-78 (73-260)
73.8	1979-80 (65-248)

## MOST POWER-PLAY GOALS

97	1992-93 (445 PP, 21.8)
96	1988-89 (443 PP, 21.7)
94	1987-88 (469 PP, 20.0)

## FEWEST POWER-PLAY GOALS

34	1977-78 (278 PP, 12.2)
39	1976-77 (293 PP, 13.3)
43	1999-00 (287 PP, 15.0)

## MOST POWER-PLAY CHANCES

490	2005-06 (72 PPG, 14.7)
469	1987-88 (94 PPG, 20.0)
445	1992-93 (97 PPG, 21.8)

## FEWEST POWER-PLAY CHANCES

226	1994-95 (45 PPG, 19.9)
263	2010-11 (46 PPG, 17.5)
278	1977-78 (34 PPG, 12.2)

## FEWEST POWER-PLAY GOALS ALLOWED

34	1994-95 (220 PPA, 84.5)
39	1997-98 (361 PPA, 89.2)
	1983-84 (293 PPA, 86.7)

## MOST POWER-PLAY GOALS ALLOWED

116	2005-06 (550 PPA, 78.9)
94	1974-75 (328 PPA, 71.3)
83	1980-81 (318 PPA, 73.9)

## MOST TIMES SHORTHANDED

550	2005-06 (116 PPGA, 78.9)
433	1992-93 (74 PPGA, 82.9)
414	2006-07 (82 PPGA, 80.2)

## FEWEST TIMES SHORTHANDED

220	1994-95 (34 PPGA, 84.5)
248	1979-80 (65 PPGA, 73.8)
252	1975-76 (64 PPGA, 74.6)

## MOST SHORTHANDED GOALS

15	2005-06
14	1997-98
	1991-92

## FEWEST SHORTHANDED GOALS

2	1977-78, 2001-02
	1975-76
3	1982-83

## FEWEST SHORTHANDED GOALS ALLOWED

2	1994-95
3	1999-00
	1975-76

## MOST SHORTHANDED GOALS ALLOWED

18	2005-06
	1983-84
	1974-75
15	Six times; most recent 1991-92

## MOST PENALTY MINUTES

2,204	1989-90
2,007	1993-94
1,922	1981-82

## FEWEST PENALTY MINUTES

926	2010-11
940	2009-10
951	1975-76

## TEAM RECORDS - GAME

### MOST GOALS

12	2/6/90 in a 12-2 win vs. QUE
At Home	
12	2/6/90 in a 12-2 win vs. QUE
On Road	
10	Three times; most recent 2/13/93 in a 10-3 win @ LA

### MOST GOALS, BOTH TEAMS

18	2/22/81 in an 11-7 loss vs. QUE
At Home	
18	2/22/81 in an 11-7 loss vs. QUE
On Road	
16	Twice; most recent 2/11/93 in a 10-6 win @ STL

### MOST GOALS ALLOWED

14	12/21/75 in a 14-2 loss @ BUF
12	3/15/75 in a 12-1 loss @ PIT
	12/14/74 in a 12-1 loss @ BOS

At Home	
11	Four times; most recent 11/13/02 in an 11-5 loss vs. OTT

On Road	
14	12/21/75 in a 14-2 loss @ BUF

## MOST ASSISTS

20	3/3/08 in a 10-2 win vs. BOS
	2/6/90 in a 12-2 win vs. QUE

At Home	
20	3/3/08 in a 10-2 win vs. BOS
	2/6/90 in a 12-2 win vs. QUE

On Road	
17	2/13/93 in a 10-3 win @ LA

## MOST POINTS

32	2/6/90 in a 12-2 win vs. QUE
----	------------------------------

At Home	
32	2/6/90 in a 12-2 win vs. QUE

On Road	
27	2/13/93 in a 10-3 win @ LA

## MOST UNANSWERED GOALS

9	Four times; most recent 2/3/99 in a 10-1 win vs. TB
---	---

At Home	
9	Four times; most recent 2/3/99 in a 10-1 win vs. TB

On Road	
8	Twice; most recent 10/29/91 in an 8-0 win @ PIT

## MOST UNANSWERED GOALS ALLOWED

11	4/2/77 in an 11-0 loss @ MTL
10	1/4/75 in a 10-0 loss @ MTL

## BIGGEST WINNING MARGIN

10	2/6/90 in a 12-2 win vs. QUE
9	Four times; most recent 2/3/99 in a 10-1 win vs. TB

At Home	
10	2/6/90 in a 12-2 win vs. QUE
9	Four times; most recent 2/3/99 in a 10-1 win vs. TB

On Road	
8	10/29/91 in an 8-0 win @ PIT
	1/2/89 in an 8-0 win @ PIT
	1/28/84 in an 8-0 win @ TOR

## BIGGEST WINNING MARGIN, SHUTOUT

9	3/12/96 in a 9-0 win vs. VAN
---	------------------------------

At Home	
9	3/12/96 in a 9-0 win vs. VAN

On Road	
8	10/29/91 in an 8-0 win @ PIT
	1/2/89 in an 8-0 win @ PIT
	1/28/84 in an 8-0 win @ TOR

## BIGGEST LOSING MARGIN

12	12/21/75 in 14-2 loss @ BUF
11	Three times; most recent 4/22/77 in an 11-0 loss @ MTL

At Home	
10	11/10/79 in an 11-1 loss vs. MTL

On Road	
12	12/21/74 in 14-2 loss @ BUF
11	Three times; most recent 4/22/77 in an 11-0 loss @ MTL

## BIGGEST LOSING MARGIN, SHUTOUT

11	4/22/77 in an 11-0 loss @ MTL
----	-------------------------------

At Home	
8	3/4/75 in an 8-0 loss vs. BOS

On Road	
11	4/22/77 in an 11-0 loss @ MTL
10	1/4/75 in a 10-0 loss @ MTL

## HIGHEST TIE SCORE

7-7	10/25/85 @ WPG
	11/26/80 @ DET

## SCORELESS TIE

0-0	4/5/02 vs. OTT
	10/30/98 @ CGY
	12/10/88 @ MTL

## MOST POWER-PLAY GOALS

7	3/13/87 in a 10-2 win vs. TOR
---	-------------------------------

## MOST POWER-PLAY GOALS, BOTH TEAMS

8	Three times; most recent 3/13/87 (10-2 win vs. TOR)
---	---

## MOST POWER-PLAY GOALS ALLOWED

5	Twice; most recent 1/4/75 in a 10-0 loss @ MTL
---	--

## MOST SHORTHANDED GOALS

3	Three times; most recent 1/10/92 in a 7-4 win vs. LA
---	--

## MOST SHORTHANDED GOALS, BOTH TEAMS

4	12/15/83 in a 3-1 loss @ PHI
---	------------------------------

## MOST SHORTHANDED GOALS ALLOWED

3	Four times; most recent 4/7/06 in a 4-3 loss vs. CAR
---	--

## MOST PENALTY MINUTES

177	12/21/80 in a 6-0 win @ PHI
-----	-----------------------------

At Home	
147	2/10/91 in a 5-2 win vs. PHI

On Road	
177	12/21/80 in a 6-0 win @ PHI

## MOST PENALTY MINUTES, BOTH TEAMS

344	12/21/80 in a 6-0 win @ PHI
-----	-----------------------------

At Home	
294	2/10/91 in a 5-2 win vs. PHI

On Road	
344	12/21/80 in a 6-0 win @ PHI

## MOST PENALTY MINUTES, OPPONENT

167	12/21/80 in a 6-0 win @ PHI
-----	-----------------------------

At Home	
147	2/10/91 in a 5-2 win vs. PHI

On Road	
167	12/21/80 in a 6-0 win @ PHI

## FEWEST PENALTY MINUTES, BOTH TEAMS

2	Twice; most recent 2/17/78 in a 2-0 loss vs. MTL
---	--

At Home	
2	Twice; most recent 2/17/78 in a 2-0 loss vs. MTL

On Road	
4	2/15/75 in a 7-1 loss @ STL

## MOST SHOTS

55	12/18/05 (3-2 loss vs. FLA)
----	-----------------------------

53	12/11/81 (11-2 win vs. TOR)
----	-----------------------------

52	Twice; most recent 3/8/10 (4-3 SO loss vs. DAL)
----	---

At Home	
55	12/18/05 (3-2 loss vs. FLA)
53	12/11/81 (11-2 win vs. TOR)
52	3/8/10 (4-3 SO loss vs. DAL)

On Road	
52	12/8/96 (2-2 tie @ BUF)

## MOST SHOTS, BOTH TEAMS

97	4/15/06 (2-1 SO win at FLA)
----	-----------------------------

90	Three times; most recent 1/13/93 (2-1 loss @ NYR)
----	---

At Home	
89	12/18/05 (3-2 loss vs. FLA)
84	3/25/88 (5-3 win vs. PHI)

On Road	
97	4/15/06 (2-1 SO win at FLA)
90	Three times; most recent 1/13/93 (2-1 loss @ NYR)





# Record Book

## MOST SHOTS ALLOWED

65	3/15/75 in a 12-1 loss @ PIT
At Home	
54	12/19/75 in a 7-5 loss vs. PHI
On Road	
65	3/15/75 in a 12-1 loss @ PIT

## FEWEST SHOTS

7	2/12/78 in a 4-1 loss @ PHI
At Home	
13	3/9/75 in a 4-2 loss vs. TOR
On Road	
7	2/12/78 in a 4-1 loss @ PHI

## FEWEST SHOTS, BOTH TEAMS

29	12/11/90 in a 4-1 win vs. PHI
At Home	
29	12/11/90 in a 4-1 win vs. PHI
On Road	
30	11/27/98 in a 4-0 loss @ DAL

## FEWEST SHOTS ALLOWED

10	10/13/08 in a 5-1 win vs. VAN
11	11/3/95 in a 3-2 loss vs. FLA
At Home	
10	10/13/08 in a 5-1 win vs. VAN
11	11/3/95 in a 3-2 loss vs. FLA
On Road	
12	1/17/96 in a 3-2 win @ CHI

## BIGGEST COMEBACK WIN

4	12/15/79 in a 5-4 win vs. NYR
On Road	
4	12/23/08 in a 5-4 ot win at NYR
	10/23/91 in a 6-5 win at EDM
	2/2/86 in a 5-4 win at HFD

## TEAM RECORDS – PERIOD

### MOST GOALS

8	2/3/99 in a 10-1 win vs. TB
At Home	
8	2/3/99 in a 10-1 win vs. TB
On Road	
7	2/13/93 in a 10-3 win at LA

### MOST GOALS, BOTH TEAMS

9	Five times; most recent 2/3/98 in a 10-1 win vs. TB
At Home	
9	Three times; most recent 2/3/98 in a 10-1 win vs. TB
On Road	
9	1/8/90 in an 8-6 loss at TOR
	11/26/80 in a 7-7 tie @ DET

### MOST GOALS ALLOWED

8	12/21/75 in a 14-2 loss at Buffalo
At Home	
6	Three times; most recent 12/23/81 in a 7-4 loss vs. BOS
On Road	
8	12/21/75 in a 14-2 loss at Buffalo

### MOST POINTS

22	2/3/99 in a 10-1 win vs. TB
At Home	
22	2/3/99 in a 10-1 win vs. TB
On Road	
20	2/13/93 in a 10-3 win at LA

### MOST PENALTY MINUTES

143	11/21/98 in a 5-4 loss at BOS
At Home	
111	3/27/82 in a 4-4 tie vs. PHI
On Road	
143	11/21/98 in a 5-4 loss at BOS

## MOST PENALTY MINUTES, BOTH TEAMS

264	11/21/98 in a 5-4 loss at BOS
At Home	
222	3/27/82 in a 4-4 tie vs. PHI
On Road	
264	11/21/98 in a 5-4 loss at BOS

## MOST SHOTS

26	12/18/10 in a 3-2 loss at BOS
25	12/20/08 in a 7-1 loss at PHI
	2/3/98 in a 10-1 win vs. TB
At Home	
25	2/3/98 in a 10-1 win vs. TB
On Road	
26	12/18/10 in a 3-2 loss at BOS
25	12/20/08 in a 7-1 loss at PHI
24	4/15/06 in a 2-1 SO win at FLA

## FEWEST SHOTS

1	15 times; most recent 11/19/05 in a 5-1 win at MTL
At Home	
1	Seven times; most recent 3/20/03 in 2-2 tie vs. ATL
On Road	
1	Eight times; most recent 11/19/05 in a 5-1 win at MTL

## MOST SHOTS, BOTH TEAMS

38	12/11/81 in an 11-2 win vs. TOR
At Home	
38	12/11/81 in an 11-2 win vs. TOR
On Road	
35	Three times; most recent 4/15/06 in a 2-1 SO win at FLA

## FEWEST SHOTS, BOTH TEAMS

4	12/11/90 in a 3-1 loss vs. PHI
At Home	
4	12/11/90 in a 3-1 loss vs. PHI
On Road	
7	Six times; most recent 2/9/99 in a 2-1 win at NYI

## MOST SHOTS ALLOWED

28	10/20/05 in a 3-2 loss at FLA
27	1/13/07 in a 7-3 loss at FLA
	3/15/75 in a 12-1 loss at PIT
At Home	
23	12/8/95 in a 2-2 tie vs. BUF
On Road	
28	10/20/05 in a 3-2 loss at FLA
27	1/13/07 in a 7-3 loss at FLA
	3/15/75 in a 12-1 loss at PIT

## FEWEST SHOTS ALLOWED

0	3/17/09 in a 3-0 win at FLA
	2/15/03 in a 2-1 win at FLA
	2/24/94 in a 2-1 win at FLA
	12/26/75 in a 1-1 tie vs. MIN
At Home	
0	12/26/75 in a 1-1 tie vs. MIN
On Road	
0	3/17/09 in a 3-0 win at FLA
	2/15/03 in a 2-1 win at FLA
	2/24/94 in a 2-1 win at FLA

## TEAM RECORDS – FASTEST GOALS

0:08	Alexander Semin, 11/11/09 in a 5-4 shootout win vs. NYI
	Gaetan Duchesne, 3/14/87 in a 3-3 tie at STL

## FASTEST GOAL AGAINST, START OF A GAME

0:08	Greg Paslawski, 10/29/85 in a 6-3 win vs. STL
------	---

## FASTEST GOAL, START OF A PERIOD

0:05	Bengt Gustafsson, 1/18/83 in a 4-1 win vs. PHI
------	--

## FASTEST GOAL AGAINST, START OF A PERIOD

0:07	Garry Unger, 12/8/74 in a 3-1 Loss vs. STL
------	--

## FASTEST GOAL, START OF OVERTIME

0:06	Alex Ovechkin, 12/15/06 in a 3-2 win at ATL
------	---

## FASTEST TWO GOALS, BOTH TEAMS

0:06	Valeri Kamensky (NYR) and Peter Bondra (WSH), 11/9/00 in a 5-3 Loss vs. NYR
0:07	Twice; most recent Chris Valentine (WSH) and Glenn Anderson (EDM), 11/2/83 in an 11-3 loss at EDM

## FASTEST TWO GOALS, CAPITALS PLAYER

0:10	Stephen Leach, 11/23/90 in a 7-3 win vs. PIT
------	--

## FASTEST TWO GOALS, CAPITALS TEAM

0:06	Mike Ridley and Kelly Miller, 11/14/87 in a 4-1 win vs. MIN
	Gaetan Duchesne and Mark Taylor, 10/27/85 in a 4-2 win @ CHI

## FASTEST TWO GOALS, OPPOSING TEAM

0:08	Don Luce and Gary McAdam, 3/20/77 in a 6-2 loss vs. BUF
------	---

## FASTEST THREE GOALS, BOTH TEAMS

0:27	Don Jackson (EDM), Chris Valentine (WSH) and Glenn Anderson (EDM), 11/2/83 in an 11-3 loss at EDM
------	---

## FASTEST THREE GOALS, CAPITALS PLAYER

2:06	Peter Bondra, 2/5/94 in a 6-3 win vs. TB
------	--

## FASTEST THREE GOALS, CAPITALS TEAM

0:21	Michal Pivonka and Stephen Leach (2), 11/23/90 in a 7-3 win vs. PIT
------	---

## FASTEST THREE GOALS, OPPOSING TEAM

0:29	Larry Murphy and Kevin Stevens (2), 1/26/93 in a 6-3 loss at PIT
------	--

## FASTEST FOUR GOALS, BOTH TEAMS

1:26	Andre Boudrias (VAN), Mike Marson (WSH), Tracy Pratt (VAN) and Gerry O'Flaherty (VAN), 12/17/74 in a 4-2 loss at VAN
------	--

## FASTEST FOUR GOALS, CAPITALS PLAYER

4:12	Peter Bondra, 2/5/94 in a 6-3 win vs. TB
------	--

## FASTEST FOUR GOALS, CAPITALS TEAM

1:56	Garry Galley, David Jensen (2), Ed Kastelic, 3/13/87 in a 10-2 win vs. TOR
------	--

## FASTEST FOUR GOALS, OPPOSING TEAM

1:36	Yvon Lambert, Steve Shutt, Guy Lapointe and Bob Gainey, 4/2/77 in an 11-0 loss at MTL
------	---

## FASTEST FIVE GOALS, BOTH TEAMS

3:03	Mike Gartner, Garry Galley, David Jensen (2) and Ed Kastelic, 3/13/87 in a 10-2 win vs. TOR
------	---

## FASTEST FIVE GOALS, CAPITALS PLAYER

24:46	Peter Bondra, 2/5/94 in a 6-3 win vs. TB
-------	--

## FASTEST FIVE GOALS, CAPITALS TEAM

3:03	Mike Gartner, Garry Galley, David Jensen (2) and Ed Kastelic, 3/13/87 in a 10-2 win vs. TOR
------	---

## FASTEST FIVE GOALS, OPPOSING TEAM

4:57	Rick Martin (2), Gil Perreault, Danny Gare and Don Luce, 12/21/75 in a 14-2 loss at BUF
------	---

## INDIVIDUAL – CAREER

### MOST SEASONS

16	Olie Kolzig
14	Peter Bondra
	Calle Johansson

### MOST GAMES PLAYED

983	Calle Johansson
961	Peter Bondra
940	Kelly Miller
By Defenseman	
983	Calle Johansson
726	Rod Langway
685	Kevin Hatcher

### MOST POINTS

825	Peter Bondra
789	Mike Gartner
<b>679</b>	<b>Alex Ovechkin</b>
By Defenseman	
474	Calle Johansson
429	Scott Stevens
426	Kevin Hatcher

### MOST GOALS

472	Peter Bondra
397	Mike Gartner
<b>339</b>	<b>Alex Ovechkin</b>
By Defenseman	
149	Kevin Hatcher
144	Sergei Gonchar
110	Calle Johansson

### MOST ASSISTS

418	Michal Pivonka
392	Mike Gartner
375	Dale Hunter
By Defenseman	
361	Calle Johansson
331	Scott Stevens
277	Kevin Hatcher

### MOST POWER-PLAY GOALS

137	Peter Bondra
<b>111</b>	<b>Alex Ovechkin</b>
98	Mike Gartner
By Defenseman	
53	Sergei Gonchar
51	Calle Johansson
50	Kevin Hatcher

### MOST SHORTHANDED GOALS

32	Peter Bondra
17	Mike Ridley
	Bengt Gustafsson
By Defenseman	
5	Sylvain Cote
	Kevin Hatcher
4	Calle Johansson

# Record Book

## MOST GAME-WINNING GOALS

73	Peter Bondra
<b>55</b>	<b>Alex Ovechkin</b>
54	Mike Gartner

### By Defenseman

24	Kevin Hatcher
17	Sergei Gonchar
16	Calle Johansson

## MOST OVERTIME GOALS

<b>12</b>	<b>Alex Ovechkin</b>
5	Peter Bondra
	<b>Mike Green</b>
	Kelly Miller

### By Defenseman

<b>5</b>	<b>Mike Green</b>
----------	-------------------

## MOST HAT TRICKS

19	Peter Bondra
13	Mike Gartner
10	Dennis Maruk
	<b>Alex Ovechkin</b>

### By Defenseman

1	Sergei Gonchar
	Kevin Hatcher

## BEST PLUS-MINUS RATING

+117	Rod Langway
<b>+90</b>	<b>Nicklas Backstrom</b>
+88	<b>Alex Ovechkin</b>
	Scott Stevens

## MOST PENALTY MINUTES

2003	Dale Hunter
1630	Scott Stevens
1220	Craig Berube

### By Defenseman

1630	Scott Stevens
999	Kevin Hatcher
756	Yvon Labre

## GOALTENDER – CAREER

### MOST SEASONS

16	Olie Kolzig
6	Don Beaupre
	Al Jensen

### MOST GAMES PLAYED

711	Olie Kolzig
269	Don Beaupre
173	Al Jensen

### MOST MINUTES

41,259	Olie Kolzig
15,186	Don Beaupre
9,614	Al Jensen

### MOST WINS

301	Olie Kolzig
128	Don Beaupre
94	Al Jensen

### MOST LOSSES

293	Olie Kolzig
96	Don Beaupre
94	Ron Low

### MOST TIES

63	Olie Kolzig
27	Don Beaupre
21	Bernie Wolfe

### HIGHEST WINNING PERCENTAGE

.694	Jose Theodore (62-24-12)
.655	Semyon Varlamov (30-13-12)
<b>.617</b>	<b>Michal Neuvirth (51-30-9)</b>

## MOST SHUTOUTS

35	Olie Kolzig
14	Jim Carey
12	Don Beaupre

## LOWEST GAA

2.37	Jim Carey
2.51	Rick Tabaracci
	Semyon Varlamov
<b>2.65</b>	<b>Michal Neuvirth</b>

## MOST GOALS AGAINST

1,860	Olie Kolzig
773	Don Beaupre
631	Ron Low

## HIGHEST SAVE PERCENTAGE

.917	Semyon Varlamov
<b>.909</b>	<b>Michal Neuvirth</b>
.906	Olie Kolzig

## MOST SHOTS FACED

19,873	Olie Kolzig
6,813	Don Beaupre
5,261	Ron Low

## MOST SAVES MADE

18,013	Olie Kolzig
6,040	Don Beaupre
4,630	Ron Low

## MOST ASSISTS

17	Olie Kolzig
9	Mike Palmateer
6	Pete Peeters

## MOST PENALTY MINUTES

114	Don Beaupre
107	Olie Kolzig
44	Ron Low

## INDIVIDUAL – SEASON

### MOST POINTS

136	Dennis Maruk (1981-82)
<b>112</b>	<b>Alex Ovechkin (2007-08)</b>
<b>110</b>	<b>Alex Ovechkin (2008-09)</b>

### By Defenseman

81	Larry Murphy (1986-87)
----	------------------------

### By Rookie

<b>106</b>	<b>Alex Ovechkin (2005-06)</b>
<b>69</b>	<b>Nicklas Backstrom (2007-08)</b>

### MOST GOALS

<b>65</b>	<b>Alex Ovechkin (2007-08)</b>
60	Dennis Maruk (1981-82)
<b>56</b>	<b>Alex Ovechkin (2008-09)</b>

### By Defenseman

34	Kevin Hatcher (1992-93)
----	-------------------------

### By Rookie

<b>52</b>	<b>Alex Ovechkin (2005-06)</b>
-----------	--------------------------------

### At Home

<b>34</b>	<b>Alex Ovechkin (2008-09)</b>
<b>32</b>	<b>Alex Ovechkin (2007-08)</b>

### On Road

<b>33</b>	<b>Alex Ovechkin (2007-08)</b>
-----------	--------------------------------

### MOST ASSISTS

76	Dennis Maruk (1981-82)
69	Adam Oates (2000-01)
<b>68</b>	<b>Nicklas Backstrom (2009-10)</b>

### By Defenseman

61	Scott Stevens (1988-89)
----	-------------------------

### By Rookie

<b>55</b>	<b>Nicklas Backstrom (2007-08)</b>
-----------	------------------------------------

## MOST POWER-PLAY GOALS

<b>22</b>	<b>Alex Ovechkin (2007-08)</b>
	Peter Bondra (2000-01)

<b>21</b>	<b>Alex Ovechkin (2005-06)</b>
-----------	--------------------------------

### By Defenseman

<b>18</b>	<b>Mike Green (2008-09)</b>
16	Scott Stevens (1984-85)

### By Rookie

<b>21</b>	<b>Alex Ovechkin (2005-06)</b>
-----------	--------------------------------

## MOST SHORT-HANDED GOALS

6	Mike Gartner (1986-87)
	Peter Bondra (1994-95)
5	Five times; most recent Matt
	Pettinger (2005-06)

### By Defenseman

2	Six times; most recent Sylvain
	Cote (1993-94)

### By Rookie

4	Jeff Halpern (1999-00)
---	------------------------

## MOST GAME-WINNING GOALS

13	Peter Bondra (1997-98)
<b>11</b>	<b>Alex Ovechkin (2010-11)</b>
	<b>Alex Ovechkin (2007-08)</b>
	Mike Gartner (1984-85)

### By Defenseman

6	Kevin Hatcher (1992-93)
---	-------------------------

### By Rookie

<b>5</b>	<b>Alex Ovechkin (2005-06)</b>
	Chris Valentine (1981-82)

## MOST OVERTIME GOALS

<b>3</b>	<b>Alex Ovechkin (2011-12)</b>
	<b>Alex Ovechkin (2010-11)</b>
	<b>Mike Green (2007-08)</b>

## HIGHEST SHOOTING PERCENTAGE

28.9	Bill Riley (1976-77)
26.3	Craig Laughlin (1985-86)
25.6	Wes Jarvis (1979-80)

## MOST PENALTY MINUTES

339	Alan May (1989-90)
305	Craig Berube (1993-94)
291	Neil Sheehy (1989-90)

### By Defenseman

291	Neil Sheehy (1989-90)
-----	-----------------------

### By Rookie

207	Gord Lane (1976-77)
-----	---------------------

## BEST PLUS-MINUS RATING

<b>+48</b>	<b>Jeff Schultz (2009-10)</b>
<b>+46</b>	<b>Alex Ovechkin (2009-10)</b>
<b>+38</b>	<b>Nicklas Backstrom (2009-10)</b>

## MOST SHOTS ON GOAL

<b>528</b>	<b>Alex Ovechkin (2008-09)</b>
<b>446</b>	<b>Alex Ovechkin (2007-08)</b>
<b>425</b>	<b>Alex Ovechkin (2005-06)</b>

## MOST HAT TRICKS

4	Four times; most recent
	Alexander Semin (2010-11)

### By Defenseman

1	Sergei Gonchar (1999-00)
	Kevin Hatcher (1992-93)

### By Rookie

2	Tony White (1975-76)
<b>1</b>	<b>Six times; most recent Alex</b>
	<b>Ovechkin (2005-06)</b>

## MOST CONSECUTIVE GAMES WITH A POINT

17	Mike Gartner, 10/13/84 to
	11/21/84, 12-16-28
	Mike Gartner, 2/26/81 to 4/4/81,
	17-9-26

## By Defenseman

10	Al Iafrate, 11/25/92 to 12/12/92,
	7-13-20
	Robert Picard, 12/17/78 to 1/9/79,
	7-13-20

### By Rookie

<b>11</b>	<b>Alex Ovechkin, 3/18/06 to</b>
	<b>4/7/06, 5-12-17</b>

## MOST CONSECUTIVE GAMES WITH A POINT TO BEGIN A CAREER

<b>8</b>	<b>Alex Ovechkin, 10/5/05 to</b>
	<b>10/20/05, 6-4-10</b>

## MOST CONSECUTIVE GAMES WITH A GOAL

9	Mike Gartner, 1/17/87 to 2/1/87,
	12 goals
	Alan Haworth, 10/25/85 to
	11/12/85, 11 goals

### By Defenseman

<b>8</b>	<b>Mike Green, 1/27/09 to</b>
	<b>2/14/09, 10 goals</b>

### By Rookie

<b>7</b>	<b>Alex Ovechkin, 2/10/06 to</b>
	<b>3/8/06, 8 goals</b>

## MOST CONSECUTIVE GAMES WITH AN ASSIST

9	Dave Christian, 2/6/87 to 3/1/87,
	11 assists
	Bengt Gustafsson, 11/6/85 to
	11/27/85, 11 assists

## MOST CONSECUTIVE GAMES PLAYED

422	Bob Carpenter, 10/7/81 to
	11/22/86

## GOALTENDER – SEASON

### MOST GAMES PLAYED

73	Olie Kolzig (1999-00)
72	Olie Kolzig (2000-01)
71	Jim Carey (1995-96)

### MOST MINUTES

4,371	Olie Kolzig (1999-00)
4,278	Olie Kolzig (2000-01)
4,069	Jim Carey (1995-96)

### MOST WINS

41	Olie Kolzig (1999-00)
37	Olie Kolzig (2000-01)
35	Jim Carey (1995-96)

### MOST LOSSES

36	Ron Low (1974-75)
35	Olie Kolzig (2003-04)
31	Olie Kolzig (1998-99)
	Ron Low (1975-76)

### MOST TIES

11	Olie Kolzig (1999-00)
10	Olie Kolzig (1997-98)
	Wayne Stephenson (1979-80)

### HIGHEST WINNING PERCENTAGE

.761	Jose Theodore (2009-10)
.738	Al Jensen (1985-86)
.722	Jim Carey (1994-95)

# Record Book

## MOST SHUTOUTS

9	Jim Carey (1995-96)
5	Olie Kolzig (2000-01) Olie Kolzig (1999-00) Olie Kolzig (1997-98) Don Beaupre (1990-91)

## LOWEST GAA

2.13	Jim Carey (1994-95)
2.20	Olie Kolzig (1997-98)
2.23	Semyon Varlamov (2010-11)

## MOST GOALS AGAINST

235	Ron Low (1974-75)
208	Ron Low (1975-76)
206	Olie Kolzig (2005-06) Dave Parro (1981-82)

## HIGHEST SAVE PERCENTAGE

.924	Semyon Varlamov (2010-11)
.920	Olie Kolzig (1997-98)
.917	Olie Kolzig (1999-00)

## MOST SHOTS FACED

1,997	Olie Kolzig (2001-02)
1,987	Olie Kolzig (2005-06)
1,957	Olie Kolzig (1999-00)

## MOST SAVES MADE

1,805	Olie Kolzig (2001-02)
1,794	Olie Kolzig (1999-00)
1,781	Olie Kolzig (2005-06)

## MOST ASSISTS

8	Mike Palmateer (1980-81)
4	Pete Peeters (1986-87)
3	Four times; most recent: Jose Theodore (2008-09)

## MOST PENALTY MINUTES

30	Don Beaupre (1991-92)
24	Don Beaupre (1989-90)
22	Al Jensen (1983-84)

## MOST CONSECUTIVE GAMES PLAYED

22	Wayne Stephenson, 2/23/80 to 4/5/80 (11-8-3)
----	--

## LONGEST WINNING STREAK

10	Jose Theodore, 1/13/10 to 2/7/10 Pat Riggan, 1/27/84 to 2/18/84
----	--

## LONGEST UNBEATEN STREAK

13	Pat Riggan, 1/27/84 to 2/18/84 (12-0-1)
----	---

## LONGEST SHUTOUT STREAK

203:52	Pat Riggan, 1/27/84 to 2/3/84
200:04	Jim Carey, 3/26/96 to 3/31/96
184:04	Jim Carey, 3/18/95 to 3/25/95

## INDIVIDUAL – GAME

### MOST POINTS

7	Jaromir Jagr, 1/11/03 in a 12-2 win vs. FLA Dino Ciccarelli, 3/18/89 in an 8-2 win at HFD
---	--

### At Home

7	Jaromir Jagr, 1/11/03 in a 12-2 win vs. FLA
---	---

### On Road

7	Dino Ciccarelli, 3/18/89 in an 8-2 win at HFD
---	---

### By Defenseman

5	Scott Stevens, 12/6/87 in a 10-3 win vs. LA Greg Theberge, 11/21/81 in a 10-4 win vs. PHI
---	--

### By Rookie

5	Greg Theberge, 11/21/81 in a 10-4 win vs. PHI
---	---

### MOST GOALS

5	Peter Bondra, 2/5/94 in a 6-3 win vs. TB Bengt Gustafsson, 1/8/84 in a 7-1 win at PHI
<b>4</b>	19 times; most recent <b>Alex Ovechkin, 1/31/08 in a 5-4 OT win vs. MTL</b>

### At Home

5	Peter Bondra, 2/5/94 in a 6-3 win vs. TB
---	--

### On Road

5	Bengt Gustafsson, 1/8/84 in a 7-1 win at PHI
---	--

### By Defenseman

3	Sergei Gonchar, 1/4/00 in a 6-1 win vs. MTL Kevin Hatcher, 1/13/93 in a 5-4 loss at NYR
---	--

### By Rookie

4	Jaroslav Svejkovsky, 4/13/97 in an 8-3 win at BUF Chris Valentine, 2/27/82 in a 7-1 win vs. HFD Bob Carpenter, 2/25/82 in a 9-1 win vs. STL
---	---

### MOST ASSISTS

6	Mike Ridley, 1/7/89 in a 6-3 win vs. CHI
---	--

### By Defenseman

5	Scott Stevens, 12/6/87 in a 10-3 win vs. LA
---	---

### By Rookie

<b>4</b>	<b>Nicklas Backstrom, 1/21/08 in a 6-5 SO win at PIT</b> <b>Nicklas Backstrom, 1/19/08 in a 5-3 win vs. FLA</b> Rolf Edberg, 3/10/79 in a 7-5 win vs. STL
----------	---

### MOST PENALTY MINUTES

34	Randy Holt, 3/27/82 in a 4-4 tie vs. PHI
----	--

### MOST SAVES

52	Olie Kolzig, 3/3/00 in a 2-2 tie vs. DET Michel Belhumeur, 12/7/74 in an 8-2 loss at STL
----	---

## INDIVIDUAL – PERIOD

### MOST POINTS

5	Dennis Maruk, 3/5/82 in an 8-6 win vs. CGY
---	--

### MOST GOALS

4	Peter Bondra, 2/5/94 in a 6-3 win vs. TB
---	--

### MOST ASSISTS

4	Five times; most recent Adam Oates, 1/6/98 in a 5-3 win vs. TOR
---	---

### MOST PENALTY MINUTES

34	Randy Holt, 3/27/82 in a 4-4 tie vs. PHI
----	--

# PLAYOFF HISTORY



# Playoff History

## YEAR-BY-YEAR PLAYOFF RECORDS

Year	Series	W	L	GP	W	L	GF	GA	Result
2011-12	2	1	1	14	7	7	29	30	Reached ECSF
2010-11	2	1	1	9	4	5	23	24	Reached ECSF
2009-10	1	0	1	7	3	4	22	20	Reached ECQF
2008-09	2	1	1	14	7	7	41	38	Reached ECSF
2007-08	1	0	1	7	3	4	20	23	Reached ECQF
2002-03	1	0	1	6	2	4	15	14	Reached ECQF
2000-01	1	0	1	6	2	4	10	14	Reached ECQF
1999-00	1	0	1	5	1	4	8	17	Reached ECQF
1997-98	4	3	1	21	12	9	53	42	Reached SCF
1995-96	1	0	1	6	2	4	17	22	Reached ECQF
1994-95	1	0	1	7	3	4	27	29	Reached ECQF
1993-94	2	1	1	11	5	6	32	32	Reached ECSF
1992-93	1	0	1	6	2	4	22	23	Reached DSF
1991-92	1	0	1	7	3	4	27	23	Reached DSF
1990-91	2	1	1	11	5	6	29	34	Reached DF
1989-90	3	2	1	15	8	7	48	48	Reached CF
1988-89	1	0	1	6	2	4	19	25	Reached DSF
1987-88	2	1	1	14	7	7	55	51	Reached DF
1986-87	1	0	1	7	3	4	19	19	Reached DSF
1985-86	2	1	1	9	5	4	36	25	Reached DF
1984-85	1	0	1	5	2	3	12	14	Reached DSF
1983-84	2	1	1	8	4	4	28	26	Reached DF
1982-83	1	0	1	4	1	3	11	19	Reached DSF
<b>22-Year Totals</b>	<b>36</b>	<b>13</b>	<b>23</b>	<b>205</b>	<b>93</b>	<b>112</b>	<b>603</b>	<b>612</b>	

## ALL-TIME PLAYOFF RECORD VS. OPPONENTS – SERIES

Opponent	Series	W	L	Last Meeting	Round	Result
Boston	3	2	1	2011-12	ECQF	W 4-3
Buffalo	1	1	0	1997-98	ECF	W 4-2
Detroit	1	0	1	1997-98	SCF	L 0-4
Montreal	1	0	1	2009-10	ECQF	L 3-4
New Jersey	2	1	1	1989-90	ECQF	W 4-2
NY Islanders	6	1	5	1992-93	DSF	L 2-4
NY Rangers	7	4	3	2011-12	ECSF	L 3-4
Ottawa	1	1	0	1997-98	ECSF	W 4-1
Philadelphia	4	2	2	2007-08	ECQF	L 3-4
Pittsburgh	8	1	7	2008-09	ECSF	L 3-4
Tampa Bay	2	0	2	2010-11	ECSF	L 0-4

## ALL-TIME PLAYOFF RECORD VS. OPPONENTS – GAMES

Opponent	TOTAL					HOME					AWAY				
	GP	W	L	GF	GA	GP	W	L	GF	GA	GP	W	L	GF	GA
Boston	17	8	9	37	43	8	2	6	17	25	9	6	3	20	18
Buffalo	6	4	2	13	11	3	1	2	4	6	3	3	0	9	5
Detroit	4	0	4	7	13	2	0	2	2	6	2	0	2	5	7
Montreal	7	3	4	22	20	4	1	3	10	14	3	2	1	12	8
New Jersey	13	7	6	44	43	7	3	4	15	17	6	4	2	31	26
NY Islanders	30	12	18	89	98	18	8	10	47	53	12	4	8	45	47
NY Rangers	41	22	19	120	105	22	13	7	59	41	21	9	12	63	65
Ottawa	5	4	1	18	7	3	3	0	13	3	2	1	1	5	4
Philadelphia	23	12	11	85	78	13	8	5	39	38	10	4	6	35	35
Pittsburgh	49	19	29	143	164	25	11	14	65	73	24	8	16	82	93
Tampa Bay	10	2	8	25	30	5	0	5	9	16	5	2	3	16	14
<b>Totals</b>	<b>205</b>	<b>93</b>	<b>112</b>	<b>603</b>	<b>612</b>	<b>108</b>	<b>50</b>	<b>58</b>	<b>280</b>	<b>292</b>	<b>97</b>	<b>43</b>	<b>54</b>	<b>323</b>	<b>322</b>

## PLAYOFF RECORDS BY GAME

<b>GAME 1:</b>	21-15	Home: 14-7	Road: 7-8
<b>GAME 2:</b>	18-18	Home: 11-9	Road: 7-9
	When Leading, 1-0: 9-12		
	When Trailing, 0-1: 9-6		
<b>GAME 3:</b>	12-24	Home: 3-12	Road: 9-12
	When Leading, 2-0: 3-6		
	When Tied, 1-1: 8-13		
	When Trailing, 0-2: 1-5		
<b>GAME 4:</b>	18-16	Home: 9-7	Road: 9-9
	When Leading, 3-0: 0-0		
	When Leading, 2-1: 10-6		
	When Trailing, 1-2: 6-7		
	When Trailing, 0-3: 2-3		
<b>GAME 5:</b>	10-20	Home: 6-12	Road: 4-8
	When Leading, 3-1: 3-7		
	When Tied, 2-2: 3-9		
	When Trailing, 1-3: 4-4		
<b>GAME 6:</b>	11-11	Home: 4-4	Road: 7-7
	When Leading, 3-2: 5-5		
	When Trailing 2-3: 6-6		
<b>GAME 7:</b>	3-8	Home: 2-6	Road: 1-2



# All-Time Playoff Scoring

Jason Woolley	4	1	0	1	4	0	0	1	Matt Cooke	7	0	0	0	4	0	0	0
Kenneth Houston	4	1	0	1	4	0	0	0	Cristobal Huet	7	0	0	0	2	0	0	0
Robert Pearson	3	1	0	1	17	0	0	1	Joel Kwiatkowski	6	0	0	0	2	0	0	0
Grant Martin	1	1	0	1	2	0	0	0	Eric Charron	6	0	0	0	8	0	0	0
Neil Sheehy	21	0	1	1	130	0	0	0	Steve Poapst	6	0	0	0	0	0	0	0
Al Jensen	12	0	1	1	4	0	0	0	Rick Tabaracci	6	0	0	0	4	0	0	0
Scott Hannan	9	0	1	1	2	0	0	0	Stefan Ustorf	5	0	0	0	0	0	0	0
David Shand	8	0	1	1	13	0	0	0	Joe Murphy	5	0	0	0	8	0	0	0
Paul MacDermid	7	0	1	1	22	0	0	0	Doug Wickenheiser	5	0	0	0	2	0	0	0
Eric Belanger	7	0	1	1	4	0	0	0	Brian Sutherby	5	0	0	0	10	0	0	0
Brad Schlegel	7	0	1	1	2	0	0	0	Dmitri Mironov	4	0	0	0	4	0	0	0
John Blum	6	0	1	1	4	0	0	0	Todd Nelson	4	0	0	0	0	0	0	0
Sergei Berezin	6	0	1	1	0	0	0	0	Kent Paynter	4	0	0	0	10	0	0	0
Jason Doig	6	0	1	1	6	0	0	0	Bob Mason	4	0	0	0	0	0	0	0
Brendan Morrison	5	0	1	1	2	0	0	0	Clint Malarchuk	4	0	0	0	2	0	0	0
Mike McEwen	5	0	1	1	4	0	0	0	Jose Theodore	4	0	0	0	0	0	0	0
Peter Andersson	5	0	1	1	2	0	0	0	Terry Yake	3	0	0	0	0	0	0	0
Greg Theberge	4	0	1	1	0	0	0	0	Glen Metropolit	3	0	0	0	2	0	0	0
Stewart Holt	4	0	1	1	20	0	0	0	Dwight Schofield	3	0	0	0	14	0	0	0
Tyler Sloan	4	0	1	1	0	0	0	0	Scot Kleinendorst	3	0	0	0	0	0	0	0
Ivan Ciernik	2	0	1	1	6	0	0	0	Jeff Nelson	3	0	0	0	4	0	0	0
Christopher Felix	2	0	1	1	0	0	0	0	Mark Taylor	3	0	0	0	0	0	0	0
Don Beaupre	36	0	1	1	4	0	0	0	Byron Dafoe	3	0	0	0	0	0	0	0
<b>147. Braden Holtby</b>	<b>14</b>	<b>0</b>	<b>0</b>	<b>0</b>	<b>2</b>	<b>0</b>	<b>0</b>	<b>0</b>	Andre Hidi	2	0	0	0	0	0	0	0
<b>Mathieu Perreault</b>	<b>4</b>	<b>0</b>	<b>0</b>	<b>0</b>	<b>0</b>	<b>0</b>	<b>0</b>	<b>0</b>	Milan Novy	2	0	0	0	0	0	0	0
<b>Michal Neuvirth</b>	<b>9</b>	<b>0</b>	<b>0</b>	<b>0</b>	<b>0</b>	<b>0</b>	<b>0</b>	<b>0</b>	Igor Ulanov	2	0	0	0	4	0	0	0
Olie Kolzig	45	0	0	0	12	0	0	0	Jeff Greenlaw	2	0	0	0	21	0	0	0
Pete Peeters	30	0	0	0	10	0	0	0	Christopher Valentine	2	0	0	0	4	0	0	0
Semyon Varlamov	19	0	0	0	2	0	0	0	Jeff Toms	1	0	0	0	0	0	0	0
Trent Whitfield	14	0	0	0	12	0	0	0	Scott Walker	1	0	0	0	0	0	0	0
Timo Blomqvist	13	0	0	0	24	0	0	0	Mikko Leinonen	1	0	0	0	0	0	0	0
David Jensen	11	0	0	0	2	0	0	0	Sean Collins	1	0	0	0	0	0	0	0
Ken Sabourin	11	0	0	0	34	0	0	0	Steve Maltais	1	0	0	0	0	0	0	0
Joseph Sacco	11	0	0	0	6	0	0	0	Grant Jennings	1	0	0	0	0	0	0	0
Rob Zetter	11	0	0	0	2	0	0	0	Jaroslav Svejksky	1	0	0	0	2	0	0	0
Mike Liut	11	0	0	0	0	0	0	0	Nolan Baumgartner	1	0	0	0	10	0	0	0
Jim Carey	10	0	0	0	4	0	0	0	Edward Bulley	1	0	0	0	0	0	0	0
Pat Riggan	10	0	0	0	2	0	0	0	Jim McKenzie	1	0	0	0	0	0	0	0
Rob Murray	9	0	0	0	18	0	0	0	Craig Billington	1	0	0	0	0	0	0	0
Kevin Kaminski	8	0	0	0	52	0	0	0									

## CAREER LEADERS

### GAMES PLAYED

- Dale Hunter.....100
- Kelly Miller.....100
- Michal Pivonka .....95
- Calle Johansson .....95
- Kevin Hatcher .....83
- Rod Langway .....78
- Mike Ridley .....76
- Peter Bondra.....73
- Scott Stevens .....67
- 10. Alex Ovechkin .... 51**
- Brooks Laich ..... 51**
- Alexander Semin .....51
- Sergei Gonchar .....51

### POWER-PLAY GOALS

- Peter Bondra.....13
- Dale Hunter.....11
- John Druce .....9
- 4. Alex Ovechkin ..... 8**
- Dino Ciccarelli .....8

### GOALS

- 1. Alex Ovechkin .... 30**
- Peter Bondra.....30
- Dale Hunter.....25
- Dino Ciccarelli .....21
- Mike Ridley .....19
- Michal Pivonka .....19
- Kelly Miller.....17
- Dave Christian.....17
- Kevin Hatcher .....16
- Mike Gartner.....16
- John Druce .....16

### SHORTHANDED GOALS

- Kelly Miller.....4
- Kevin Hatcher .....2
- Robert Gould .....2
- Steve Konowalchuk .....2
- 15 tied with .....1

### ASSISTS

- Dale Hunter.....47
- Scott Stevens .....44
- Calle Johansson .....42
- Mike Ridley .....41
- Michal Pivonka .....36
- Kevin Hatcher .....32
- Kelly Miller.....30
- 8. Alex Ovechkin .... 29**
- Joseph Juneau .....28
- Mike Gartner.....27

### GAME-WINNING GOALS

- Peter Bondra.....6
- 2. Alex Ovechkin .... 5**
- Joseph Juneau .....5
- John Druce .....5
- 5. Jason Chimera ..... 4**
- Craig Laughlin .....4
- Alexander Semin .....4

### PENALTY MINUTES

- Dale Hunter.....372
- Kevin Hatcher .....224
- Scott Stevens .....180
- Gregory Adams.....132
- Neil Sheehy.....130
- Craig Berube.....90
- Michal Pivonka .....86
- Lou Franceschetti .....83
- Alan May .....80
- Keith Jones .....75

# All-Time Playoff Goaltending

## PLAYOFF GOALTENDING BY GOALS-AGAINST AVERAGE

Player	GP	MIN	W	L	GA	AVG	SO	SA	PCT
Robert Mason	4	309	2	2	9	1.75	1	143	.937
<b>Braden Holtby</b>	<b>14</b>	<b>922</b>	<b>7</b>	<b>7</b>	<b>30</b>	<b>1.95</b>	<b>0</b>	<b>459</b>	<b>.935</b>
Olie Kolzig	45	2,797	20	24	100	2.14	6	1,376	.927
<b>Michal Neuvirth</b>	<b>9</b>	<b>590</b>	<b>4</b>	<b>5</b>	<b>23</b>	<b>2.34</b>	<b>1</b>	<b>261</b>	<b>.912</b>
Semyon Varlamov	19	1,107	10	9	46	2.49	2	542	.915
Byron Dafeo	3	138	0	2	6	2.61	0	42	.857
Rick Tabaracci	6	415	1	5	20	2.89	0	210	.905
Pat Riggan	10	453	2	5	22	2.91	0	120	.876
Cristobal Huet	7	451	3	4	22	2.93	0	242	.909
Donald Beaupre	36	1,992	18	15	99	2.98	2	948	.896
Craig Billington	1	20	0	0	1	3.00	0	6	.833
Pete Peeters	30	1,736	15	15	91	3.15	0	817	.888
Al Jensen	12	598	5	5	32	3.21	0	206	.886
Mike Liut	11	555	4	5	32	3.46	0	252	.873
Jose Theodore	4	178	0	2	11	3.71	0	73	.849
Jim Carey	10	455	2	5	35	4.61	0	190	.816
Clint Malarchuk	4	193	0	2	15	4.65	0	95	.842

### GAMES PLAYED

- Olie Kolzig..... 45
- Donald Beaupre..... 36
- Pete Peeters..... 30
- Semyon Varlamov..... 19
- Braden Holtby ..... 14**

### MINUTES

- Olie Kolzig..... 2,797
- Don Beaupre ..... 1,992
- Pete Peeters..... 1,736
- Semyon Varlamov..... 1,107
- Braden Holtby ..... 922**

### WINS

- Olie Kolzig..... 20
- Don Beaupre..... 18
- Pete Peeters..... 15
- Semyon Varlamov..... 10
- Braden Holtby ..... 7**

### SHUTOUTS

- Olie Kolzig..... 6
- Donald Beaupre..... 2
- Semyon Varlamov..... 2
- Michal Neuvirth ..... 1**  
Robert Mason ..... 1

## ALL-TIME SHUTOUTS

### Shutouts For (12)

Date	Opponent	Score	Goaltender
4/15/11	NY Rangers	2-0	Michal Neuvirth
4/24/09	NY Rangers	4-0	Semyon Varlamov
4/20/09	@ NY Rangers	4-0	Semyon Varlamov
4/10/03	@ Tampa Bay	3-0	Olie Kolzig
4/12/01	Pittsburgh	1-0	Olie Kolzig
5/30/98	@ Buffalo	2-0	Olie Kolzig
5/15/98	Ottawa	3-0	Olie Kolzig
5/13/98	@ Ottawa	2-0	Olie Kolzig
4/28/98	@ Boston	3-0	Olie Kolzig
4/21/94	Pittsburgh	2-0	Don Beaupre
4/5/91	@ NY Rangers	3-0	Don Beaupre
4/11/87	@ NY Islanders	2-0	Bob Mason

### Shutouts Against (11)

Date	Opponent	Score	Goaltender
4/12/12	@ Boston	1-0	Tim Thomas
4/18/09	NY Rangers	0-1	Henrik Lundqvist
4/13/08	Philadelphia	0-2	Martin Biron
4/16/01	@ Pittsburgh	0-3	Johan Hedberg
4/13/00	Pittsburgh	0-7	Ron Tugnutt
5/23/98	Buffalo	0-2	Dominik Hasek
5/1/98	Boston	0-4	Byron Dafeo
5/18/95	@ Pittsburgh	0-3	Ken Wregget
5/5/94	NY Rangers	0-3	Mike Richter
4/7/91	NY Rangers	0-6	Mike Richter
5/5/90	@ Boston	0-3	Andy Moog



# Playoff Overtimes

## CAPITALS OVERTIME WINS

	Date	Opponent	Goal Scorer	Time	Game	Score
1.	4/10/85	NY Islanders	Alan Haworth	2:28	1	4-3
2.	4/11/85	NY Islanders (2 OT)	Mike Gartner	21:23	2	2-1
3.	4/16/88	Philadelphia	Dale Hunter	5:57	7	5-4
4.	4/8/89	Philadelphia	Kelly Miller	:51	3	4-3
5.	4/5/90	@ New Jersey	Dino Ciccarelli	5:34	1	5-4
6.	4/25/90	NY Rangers	Rod Langway	:34	4	4-3
7.	4/27/90	@ NY Rangers	John Druce	6:48	5	2-1
	4/11/91	@ NY Rangers	Dino Ciccarelli	6:44	5	5-4
9.	4/26/98	@ Boston (2 OT)	Joe Juneau	26:31	3	3-2
10.	5/3/98	@ Boston	Brian Bellows	15:24	6	3-2
11.	5/25/98	Buffalo	Todd Krygier	3:01	2	3-2
12.	5/28/98	@ Buffalo	Peter Bondra	9:37	3	4-3
13.	6/4/98	@ Buffalo	Joe Juneau	6:24	6	3-2
14.	4/18/01	@ Pittsburgh	Jeff Halpern	4:01	4	4-3
15.	5/11/09	@ Pittsburgh	David Steckel	6:22	6	5-4
16.	4/17/09	Montreal	Nicklas Backstrom	:31	2	6-5
17.	4/13/11	NY Rangers	Alexander Semin	18:24	1	2-1
18.	4/20/11	@ NY Rangers	Jason Chimera	32:36	4	4-3
19.	4/14/2012	@ Boston (2 OT)	Nicklas Backstrom	22:56	2	2-1
20.	4/25/2012	@ Boston	Joel Ward	2:57	7	2-1

## CAPITALS OVERTIME LOSSES

	Date	Opponent	Goal Scorer	Time	Game	Score
1.	4/13/84	@ NY Islanders	Anders Kallur	7:35	2	4-5
2.	4/17/86	NY Rangers	Brian MacLellan	1:16	1	3-4
3.	4/23/86	@ NY Rangers	Bob Brooke	2:40	4	5-6
4.	4/18/87	NY Islanders (4 OT)	Pat LaFontaine	68:47	7	2-3
5.	4/10/88	@ Philadelphia	Murray Craven	1:18	4	4-5
6.	4/19/91	@ Pittsburgh	Kevin Stevens	8:10	2	6-7
7.	4/20/93	NY Islanders (2 OT)	Brian Mullen	34:50	2	4-5
8.	4/22/93	@ NY Islanders	Ray Ferraro	4:46	3	3-4
9.	4/24/93	@ NY Islanders (2 OT)	Ray Ferraro	25:40	4	3-4
10.	5/14/95	@ Pittsburgh	Luc Robitaille	4:30	5	5-6
11.	4/24/96	Pittsburgh (4 OT)	Petr Nedved	79:15	4	2-3
12.	4/24/98	Boston (2 OT)	Darren Van Impe	20:54	2	3-4
13.	6/11/98	@ Detroit	Kris Draper	15:24	2	4-5
14.	4/15/00	@ Pittsburgh	Jaromir Jagr	5:49	2	1-2
15.	4/24/01	@ Pittsburgh	Martin Straka	13:04	6	3-4
16.	4/15/03	Tampa Bay Vincent Lecavalier		2:29	3	3-4
17.	4/20/03	Tampa Bay (3 OT)	Martin St. Louis	44:03	6	1-2
18.	4/17/08	@ Philadelphia (2 OT)	Mike Knuble	26:40	4	3-4
19.	4/22/08	Philadelphia	Joffrey Lupul	6:06	7	2-3
20.	5/6/09	@ Pittsburgh	Kris Letang	11:23	3	2-3
21.	5/9/09	Pittsburgh Evgeni Malkin		3:28	5	3-4
22.	4/15/10	Montreal	Tomas Plekanec	13:19	1	2-3
23.	5/1/11	Tampa Bay Vincent Lecavalier		6:19	2	2-3
24.	4/12/2012	@ Boston	Chris Kelly	1:18	1	0-1
25.	4/22/2012	Boston	Tyler Seguin	3:17	6	3-4
26.	5/2/2012	NY Rangers (3 OT)	Marian Gaborik	74:41	3	1-2
27.	5/7/2012	@ NY Rangers	Marc Staal	1:35	5	2-3

## OVERTIME RECORD BY YEAR

Year	Total			Home			Away		
	GP	W	L	GP	W	L	GP	W	L
2011-12	6	2	4	2	0	2	4	2	2
2010-11	3	2	1	2	1	1	1	1	0
2009-10	2	1	1	2	1	1	0	0	0
2008-09	3	1	2	1	0	1	2	1	1
2007-08	2	0	2	1	0	1	1	0	1
2002-03	2	0	2	2	0	2	0	0	0
2000-01	2	1	1	0	0	0	2	1	1
1999-00	1	0	1	0	0	0	1	0	1
1997-98	7	5	2	2	1	1	5	4	1
1995-96	1	0	1	1	0	1	0	0	0
1994-95	1	0	1	0	0	0	1	0	1
1993-94	0	0	0	0	0	0	0	0	0
1992-93	3	0	3	1	0	1	2	0	2
1991-92	0	0	0	0	0	0	0	0	0
1990-91	2	1	1	0	0	0	2	1	1
1989-90	3	3	0	1	1	0	2	2	0
1988-89	1	1	0	1	1	0	0	0	0
1987-88	2	1	1	1	1	0	1	0	1
1986-87	1	0	1	1	0	1	0	0	0
1985-86	2	0	2	1	0	1	1	0	1
1984-85	2	2	0	2	2	0	0	0	0
1983-84	1	0	1	0	0	0	1	0	1
<b>Totals</b>	<b>47</b>	<b>20</b>	<b>27</b>	<b>21</b>	<b>8</b>	<b>13</b>	<b>26</b>	<b>12</b>	<b>14</b>

## OVERTIME RECORD BY OPPONENT

Year	Total			Home			Away		
	GP	W	L	GP	W	L	GP	W	L
Boston	7	4	3	2	0	2	5	4	1
Buffalo	3	3	0	1	1	0	2	2	0
Detroit	1	0	1	0	0	0	1	0	1
Montreal	2	1	1	2	1	1	0	0	0
New Jersey	1	1	0	0	0	0	1	1	0
NY Islanders	7	2	5	4	2	2	3	0	3
NY Rangers	9	5	4	4	2	2	5	3	2
Ottawa	0	0	0	0	0	0	0	0	0
Philadelphia	5	2	3	3	2	1	2	0	2
Pittsburgh	9	2	7	2	0	2	7	2	5
Tampa Bay	3	0	3	3	0	3	0	0	0
<b>Totals</b>	<b>47</b>	<b>20</b>	<b>27</b>	<b>21</b>	<b>8</b>	<b>13</b>	<b>26</b>	<b>12</b>	<b>14</b>

# Playoff Hat Tricks & Penalty Shots

## CAPITALS HAT TRICKS

	Date	Player	Opponent	Score	Goaltender
<b>1989-90</b>					
1.	4/5/90	Dino Ciccarelli	@ New Jersey	W, 5-4	Sean Burke
2.	4/21/90	John Druce	@ NY Rangers	W, 6-3	John Vanbiesbrouck, Mike Richter
<b>1991-92</b>					
3.	4/25/92	Dino Ciccarelli (4)	@ Pittsburgh	W, 7-2	Tom Barrasso, Ken Wregget
<b>1992-93</b>					
4.	4/20/93	Dale Hunter	NY Islanders	L, 4-5 2 OT	Glenn Healy
5.	4/26/93	Al Iafrate	NY Islanders	W, 6-4	Glenn Healy, Mark Fitzpatrick
<b>2008-09</b>					
6.	5/4/09	Alex Ovechkin	Pittsburgh	W, 4-3	Marc-Andre Fleury
<b>2009-10</b>					
7.	4/17/10	Nicklas Backstrom	Montreal	W, 6-5 OT	Jaroslav Halak

## OPPONENTS HAT TRICKS

	Date	Player	Opponent	Score	Goaltender
<b>1987-88</b>					
1.	4/20/88	Aaron Broten	New Jersey	L, 2-5	Pete Peeters
2.	4/22/88	Mark Johnson (4)	@ New Jersey	L, 4-10	Clint Malarchuk, Pete Peeters
3.	4/22/88	Patrik Sundstrom	@ New Jersey	L, 4-10	Clint Malarchuk, Pete Peeters
<b>1989-90</b>					
4.	4/19/90	Bernie Nicholls	@ NY Rangers	L, 3-7	Mike Liut
<b>1992-93</b>					
5.	4/26/93	Ray Ferraro (4)	NY Islanders	W, 6-4	Don Beaupre
<b>1997-98</b>					
6.	5/11/98	Daniel Alfredsson	@ Ottawa	L, 3-4	Olie Kolzig
<b>2008-09</b>					
7.	5/4/09	Sidney Crosby	Pittsburgh	W, 4-3	Semyon Varlamov

## CAPITALS PENALTY SHOTS

	Date	Player	Opponent	Score	Result	Goalie
1.	4/14/85	Bob Carpenter	@ NY Islanders	L, 4-6	Failed	Billy Smith
2.	5/10/95	Michal Pivonka	Pittsburgh	W, 6-2	Failed	Tom Barrasso
3.	4/24/96	Joe Juneau	Pittsburgh	L, 2-3 4 OT	Failed	Ken Wregget

## OPPONENTS PENALTY SHOTS

	Date	Player	Opponent	Score	Result	Goalie
1.	4/9/83	Denis Potvin	NY Islanders	L, 2-6	Failed	Al Jensen
2.	4/15/08	Mike Richards	@ Philadelphia	L, 3-6	Goal	Cristobal Huet

# Game-by-Game Playoff Results

## 2011-12

Eastern Conference Quarterfinals - Washington vs. Boston Bruins (best of seven) - Washington wins series 4-3

GM	Date	Opponent	Result	Series	PP	PK	SF-SA	GWG	Goalies
1	4/12	@ Boston	L 0-1 OT	0-1	0-2	4-4	17-30	Kelly	Holtby/Thomas
2	4/14	@ Boston	W 2-1 2OT	1-1	0-3	2-2	39-44	Backstrom	Holtby/Thomas
3	4/16	Boston	L 3-4	1-2	1-4	5-5	32-29	Chara	Holtby/Thomas
4	4/19	Boston	W 2-1	2-2	1-3	1-1	21-45	Semin	Holtby/Thomas
5	4/21	@ Boston	W 4-3	3-2	1-2	2-3	32-37	Brouwer	Holtby/Thomas
6	4/22	Boston	L 3-4 OT	3-3	0-4	4-5	39-31	Seguin	Holtby/Thomas
7	4/25	@ Boston	W 2-1 OT	4-3	0-1	3-3	27-32	Ward	Holtby/Thomas

Eastern Conference Semifinals - Washington vs. New York Rangers (best of seven) - New York wins series 4-3

GM	Date	Opponent	Result	Series	PP	PK	SF-SA	GWG	Goalies
1	4/28	@ New York	L 1-3	0-1	0-4	4-4	18-14	Kreider	Holtby/Lundqvist
2	4/30	@ New York	W 3-2	1-1	1-3	2-3	25-28	Ovechkin	Holtby/Lundqvist
3	5/2	New York	L 1-2 3OT	1-2	0-3	3-4	46-49	Gaborik	Holtby/Lundqvist
4	5/5	New York	W 3-2	2-2	1-2	2-2	26-20	Green	Holtby/Lundqvist
5	5/7	@ New York	L 2-3 OT	2-3	1-4	3-5	18-38	Staal	Holtby/Lundqvist
6	5/9	New York	W 2-1	3-3	1-3	5-5	23-31	Chimera	Holtby/Lundqvist
7	5/12	@ New York	L 1-2	3-4	0-1	2-2	23-31	Del Zotto	Holtby/Lundqvist

## 2010-11

Eastern Conference Quarterfinals - Washington vs. New York Rangers (best-of-seven) - Washington wins series 4-1

GM	Date	Opponent	Result	Series	PP	PK	SF-SA	GWG	Goalies
1	4/13	NY Rangers	W 2-1 OT	1-0	0-2	2-2	33-25	Semin	Neuvirth/Lundqvist
2	4/15	NY Rangers	W 2-0	2-0	1-3	2-2	18-22	Chimera	Neuvirth/Lundqvist
3	4/17	@ NY Rangers	L 2-3	2-1	1-3	6-7	25-35	Dubinsky	Neuvirth/Lundqvist
4	4/20	@ NY Rangers	W 4-3 2 OT	3-1	0-4	7-7	53-39	Chimera	Neuvirth/Lundqvist
5	4/23	NY Rangers	W 3-1	4-1	1-4	2-2	27-27	Ovechkin	Neuvirth/Lundqvist

Eastern Conference Semifinals - Washington vs. Tampa Bay (best-of-seven) - Tampa Bay wins series 4-0

GM	Date	Opponent	Result	Series	PP	PK	SF-SA	GWG	Goalies
1	4/29	Tampa Bay	L 2-4	0-1	0-5	3-4	28-24	Stamkos	Neuvirth/Roloson
2	5/1	Tampa Bay	L 2-3 OT	0-2	0-6	4-5	37-23	Lecavalier	Neuvirth/Roloson
3	5/3	@ Tampa Bay	L 3-4	0-3	1-5	4-4	32-30	Malone	Neuvirth/Roloson
4	5/4	@ Tampa Bay	L 3-5	0-4	1-3	3-5	36-37	Bergeron	Neuvirth/Roloson

## 2009-10

Eastern Conference Quarterfinals - Washington vs. Montreal Canadiens (best-of-seven) - Montreal wins series 4-3

GM	Date	Opponent	Result	Series	PP	PK	SF-SA	GWG	Goalies
1	4/15	Montreal	L 2-3 OT	0-1	0-4	3-4	47-38	Plekanec	Theodore/Halak
2	4/17	Montreal	W 6-5 OT	1-1	0-3	2-3	37-24	Backstrom	Varlamov/Halak
3	4/19	@ Montreal	W 5-1	2-1	0-7	4-5	36-27	Laich	Varlamov/Halak, Price
4	4/21	@ Montreal	W 6-3	3-1	1-5	3-4	38-39	Chimera	Varlamov/Price
5	4/23	Montreal	L 1-2	3-2	0-5	6-6	38-28	Moen	Varlamov/Halak
6	4/26	@ Montreal	L 1-4	3-3	0-6	4-5	54-22	Cammalleri	Varlamov/Halak
7	4/28	Montreal	L 1-2	3-4	0-3	2-3	42-16	Moore	Varlamov/Halak

## 2008-09

Eastern Conference Quarterfinals - Washington vs. New York Rangers (best-of-seven) - Washington wins series 4-3

GM	Date	Opponent	Result	Series	PP	PK	SF-SA	GWG	Goalies
1	4/15	NY Rangers	L 3-4	0-1	2-7	2-4	35-21	Dubinsky	Theodore/Lundqvist
2	4/18	NY Rangers	L 0-1	0-2	0-3	5-5	35-24	Callahan	Varlamov/Lundqvist
3	4/20	@ NY Rangers	W 4-0	1-2	2-6	6-6	40-33	Semin	Varlamov/Lundqvist
4	4/22	@ NY Rangers	L 1-2	1-3	0-6	3-3	39-21	Drury	Varlamov/Lundqvist
5	4/24	NY Rangers	W 4-0	2-3	0-7	4-4	21-20	Bradley	Varlamov/Lundqvist, Valiquette
6	4/26	@ NY Rangers	W 5-3	3-3	2-2	6-8	22-32	Kozlov	Varlamov/Lundqvist
7	4/28	NY Rangers	W 2-1	4-3	0-2	1-1	24-15	Fedorov	Varlamov/Lundqvist

Eastern Conference Semifinals - Washington vs. Pittsburgh (best-of-seven) - Pittsburgh wins series 4-3

GM	Date	Opponent	Result	Series	PP	PK	SF-SA	GWG	Goalies
1	5/2	Pittsburgh	W 3-2	1-0	1-2	5-5	26-36	Fleischmann	Varlamov/Fleury
2	5/4	Pittsburgh	W 4-3	2-0	1-5	3-5	33-36	Ovechkin	Varlamov/Fleury
3	5/6	@ Pittsburgh	L 2-3 OT	2-1	1-2	6-7	23-42	Letang	Varlamov/Fleury
4	5/8	@ Pittsburgh	L 3-5	2-2	0-4	5-6	22-28	Crosby	Varlamov/Fleury
5	5/9	Pittsburgh	L 3-4 OT	2-3	1-2	1-2	31-42	Malkin	Varlamov/Fleury
6	5/11	@ Pittsburgh	W 5-4 OT	3-3	1-4	3-5	24-42	Steckel	Varlamov/Fleury
7	5/13	Pittsburgh	L 2-6	3-4	0-0	2-4	21-30	Guerin	Varlamov, Theodore/Fleury

# Game-by-Game Playoff Results

## 2007-08

Eastern Conference Quarterfinals – Washington vs. Philadelphia (best-of-seven) – Philadelphia wins series 4-3

GM	Date	Opponent	Result	Series	PP	PK	SF-SA	GWG	Goalies
1	4/11	Philadelphia	W 5-4	1-0	1-3	2-3	27-22	Ovechkin	Huet/Biron
2	4/13	Philadelphia	L 0-2	1-1	0-6	5-5	24-41	Umberger	Huet/Biron
3	4/15	@ Philadelphia	L 3-6	1-2	1-7	6-7	19-33	Briere	Huet/Biron
4	4/17	@ Philadelphia	L 3-4 2OT	1-3	2-4	6-7	41-46	Knuble	Huet/Biron
5	4/19	Philadelphia	W 3-2	2-3	2-6	2-3	26-32	Semin	Huet/Biron
6	4/21	@ Philadelphia	W 4-2	3-3	1-5	3-5	40-35	Ovechkin	Huet/Biron
7	4/22	Philadelphia	L 2-3 OT	3-4	1-4	4-6	41-34	Lupul	Huet/Biron

## 2002-03

Eastern Conference Quarterfinals – Washington vs. Tampa Bay (best-of-seven) – Tampa Bay wins series 4-2

GM	Date	Opponent	Result	Series	PP	PK	SF-SA	GWG	Goalies
1	4/10	@ Tampa Bay	W 3-0	1-0	0-3	4-4	22-28	Lang	Kolzig/Khabibulin
2	4/12	@ Tampa Bay	W 6-3	2-0	3-6	4-4	31-43	Nylander	Kolzig/Khabibulin
3	4/15	Tampa Bay	L 3-4 OT	2-1	1-4	3-4	19-28	Lecavalier	Kolzig/Khabibulin
4	4/16	Tampa Bay	L 1-3	2-2	0-3	6-6	23-25	St. Louis	Kolzig/Khabibulin
5	4/18	@ Tampa Bay	L 1-2	2-3	0-4	2-3	23-22	St. Louis	Kolzig/Khabibulin
6	4/20	Tampa Bay	L 1-2 3OT	2-4	1-7	4-6	61-46	St. Louis	Kolzig/Khabibulin

## 2000-01

Eastern Conference Quarterfinals – Washington vs. Pittsburgh (best-of-seven) – Pittsburgh wins series 4-2

GM	Date	Opponent	Result	Series	PP	PK	SF-SA	GWG	Goalies
1	4/12	Pittsburgh	W 1-0	1-0	1-5	1-1	27-16	Bondra	Kolzig/Hedberg
2	4/14	Pittsburgh	L 1-2	1-1	1-3	1-2	18-27	Lemieux	Kolzig/Hedberg
3	4/16	@ Pittsburgh	L 0-3	1-2	0-4	4-4	34-24	Stevens	Kolzig/Hedberg
4	4/18	@ Pittsburgh	W 4-3 OT	2-2	3-4	3-5	29-32	Halpern	Kolzig/Hedberg
5	4/21	Pittsburgh	L 1-2	2-3	1-3	3-3	22-18	Lemieux	Kolzig/Hedberg
6	4/23	@ Pittsburgh	L 3-4 OT	2-4	1-3	4-6	31-36	Straka	Kolzig/Hedberg

## 1999-00

Eastern Conference Quarterfinals – Pittsburgh vs. Washington (best-of-seven) – Pittsburgh wins series 4-1

GM	Date	Opponent	Result	Series	PP	PK	SF-SA	GWG	Goalies
1	4/13	Pittsburgh	L 0-7	0-1	0-5	5-8	32-26	Laukkanen	Kolzig, Billington/Tugnutt
2	4/15	@ Pittsburgh	L 1-2 OT	0-2	1-5	8-9	38-21	Jagr	Kolzig/Tugnutt
3	4/17	@ Pittsburgh	L 3-4	0-3	1-3	4-5	27-22	Slegr	Kolzig/Tugnutt
4	4/19	Pittsburgh	W 3-2	1-3	1-6	3-4	37-23	Halpern	Kolzig/Tugnutt
5	4/21	Pittsburgh	L 1-2	1-4	0-2	3-3	26-17	Jagr	Kolzig/Tugnutt

## 1997-98

Eastern Conference Quarterfinals – Washington vs. Boston (best-of-seven) – Washington wins series 4-2

GM	Date	Opponent	Result	Series	PP	PK	SF-SA	GWG	Goalies
1	4/22	Boston	W 3-1	1-0	0-2	3-4	28-28	Gonchar	Kolzig/Dafoe
2	4/24	Boston	L 3-4 2OT	1-1	1-2	6-7	28-40	Van Impe	Kolzig/Dafoe
3	4/26	@ Boston	W 3-2 OT	2-1	1-5	8-10	27-54	Juneau	Kolzig/Dafoe
4	4/28	@ Boston	W 3-0	3-1	1-3	7-7	18-38	Oates	Kolzig/Dafoe
5	5/1	Boston	L 0-4	3-2	0-5	4-6	26-30	Samsonov	Kolzig/Dafoe
6	5/3	@ Boston	W 3-2 2OT	4-2	0-3	6-6	33-49	Bellows	Kolzig/Dafoe

Eastern Conference Semifinals – Washington vs. Ottawa (best-of-seven) – Washington wins series 4-1

GM	Date	Opponent	Result	Series	PP	PK	SF-SA	GWG	Goalies
1	5/7	Ottawa	W 4-2	1-0	0-2	4-5	23-38	Bondra	Kolzig/Rhodes, Tugnutt
2	5/9	Ottawa	W 6-1	2-0	1-4	7-7	18-31	Juneau	Kolzig/Tugnutt
3	5/11	@ Ottawa	L 3-4	2-1	2-4	2-5	17-34	Yashin	Kolzig/Rhodes
4	5/13	@ Ottawa	W 2-0	3-1	0-3	5-5	11-36	Gonchar	Kolzig/Rhodes
5	5/15	Ottawa	W 3-0	4-1	1-3	4-4	21-29	Juneau	Kolzig/Rhodes

Eastern Conference Finals – Washington vs. Buffalo (best-of-seven) – Washington wins series 4-2

GM	Date	Opponent	Result	Series	PP	PK	SF-SA	GWG	Goalies
1	5/23	Buffalo	L 0-2	0-1	0-5	7-7	19-20	Grosek	Kolzig/Hasek
2	5/25	Buffalo	W 3-2 OT	1-1	1-7	3-4	39-33	Krygier	Kolzig/Hasek
3	5/28	@ Buffalo	W 4-3 OT	2-1	2-4	4-5	30-30	Bondra	Kolzig/Hasek
4	5/30	@ Buffalo	W 2-0	3-1	0-4	7-7	19-30	Berube	Kolzig/Hasek
5	6/2	Buffalo	L 1-2	3-2	1-5	4-4	35-16	Woolley	Kolzig/Hasek
6	6/4	@ Buffalo	W 3-2 OT	4-2	1-6	6-6	38-41	Juneau	Kolzig/Hasek

Stanley Cup Finals – Washington vs. Detroit (best-of-seven) – Detroit wins series 4-0

GM	Date	Opponent	Result	Series	PP	PK	SF-SA	GWG	Goalies
1	6/9	@ Detroit	L 1-2	0-1	0-4	3-3	17-31	Lidstrom	Kolzig/Osgood
2	6/11	@ Detroit	L 4-5 OT	0-2	1-4	4-4	33-60	Draper	Kolzig/Osgood
3	6/13	Detroit	L 1-2	0-3	1-5	5-5	18-34	Fedorov	Kolzig/Osgood
4	6/16	Detroit	L 1-4	0-4	0-4	2-5	31-38	Lapointe	Kolzig/Osgood

# Game-by-Game Playoff Results

## 1995-96

Eastern Conference Quarterfinals – Washington vs. Pittsburgh (best-of-seven) – Pittsburgh wins series 4-2

GM	Date	Opponent	Result	Series	PP	PK	SF-SA	GWG	Goalies
1	4/17	@ Pittsburgh	W 6-4	1-0	1-5	5-6	35-28	Krygier	Carey, Kolzig/Barrasso
2	4/19	@ Pittsburgh	W 5-3	2-0	3-6	6-7	34-36	Bondra	Kolzig/Barrasso
3	4/22	Pittsburgh	L 1-4	2-1	1-10	5-6	39-19	Murray	Carey/Wregget
4	4/24	Pittsburgh	L 2-3 4 OT	2-2	2-8	8-10	63-65	Nedved	Kolzig/Wregget
5	4/26	@ Pittsburgh	L 1-4	2-3	0-5	9-9	40-32	Leroux	Kolzig/Wregget
6	4/28	Pittsburgh	L 2-3	2-4	0-4	2-4	37-26	Francis	Carey, Kolzig/Wregget

## 1994-95

Eastern Conference Quarterfinals – Washington vs. Pittsburgh (best-of-seven) – Pittsburgh wins series 4-3

GM	Date	Opponent	Result	Series	PP	PK	SF-SA	GWG	Goalies
1	5/6	@ Pittsburgh	W 5-4	1-0	0-6	4-7	34-27	Gonchar	Carey, Kolzig/Wregget
2	5/8	@ Pittsburgh	L 3-5	1-1	1-5	4-6	22-33	Stevens	Carey/Wregget
3	5/10	Pittsburgh	W 6-2	2-1	3-10	8-9	28-25	Bondra	Carey/Wregget, Barrasso
4	5/12	Pittsburgh	W 6-2	3-1	0-8	5-5	31-22	Pearson	Carey/Barrasso
5	5/14	@ Pittsburgh	L 5-6 OT	3-2	2-6	4-5	28-31	Robitaille	Carey/Wregget
6	5/16	Pittsburgh	L 1-7	3-3	0-6	4-6	31-21	Jagr	Carey, Kolzig, Dafoe/Wregget
7	5/18	@ Pittsburgh	L 0-3	3-4	0-3	3-4	33-18	MacIver	Carey/Wregget

## 1993-94

Eastern Conference Quarterfinals – Washington vs. Pittsburgh (best-of-seven) – Washington wins series 4-2

GM	Date	Opponent	Result	Series	PP	PK	SF-SA	GWG	Goalies
1	4/17	@ Pittsburgh	W 5-3	1-0	0-5	4-4	31-30	Juneau	Beaupre/Barrasso
2	4/19	@ Pittsburgh	L 1-2	1-1	1-7	5-6	35-17	Tocchet	Dafoe/Barrasso
3	4/21	Pittsburgh	W 2-0	2-1	0-6	7-7	17-27	Reekie	Beaupre/Barrasso
4	4/23	Pittsburgh	W 4-1	3-1	1-2	2-2	30-22	Bondra	Beaupre/Barrasso
5	4/25	@ Pittsburgh	L 2-3	3-2	0-5	3-3	28-22	Jagr	Dafoe/Barrasso
6	4/27	Pittsburgh	W 6-3	4-2	1-4	5-6	29-22	Johansson	Beaupre/Barrasso

Eastern Conference Semifinals – Washington vs. NY Rangers (best-of-seven) – NY Rangers win series 4-1

GM	Date	Opponent	Result	Series	PP	PK	SF-SA	GWG	Goalies
1	5/1	@ NY Rangers	L 3-6	0-1	1-6	6-7	30-24	Noonan	Beaupre/Richter
2	5/3	@ NY Rangers	L 2-5	0-2	0-4	4-4	24-25	Tikkanen	Tabaracci/Richter
3	5/5	NY Rangers	L 0-3	0-3	0-4	2-4	21-21	Leetch	Beaupre/Richter
4	5/7	NY Rangers	W 4-2	1-3	1-6	5-6	23-27	Woolley	Beaupre/Richter, Healy
5	5/9	@ NY Rangers	L 3-4	1-4	0-5	4-4	31-36	Leetch	Beaupre, Tabaracci/Richter

## 1992-93

Patrick Division Semifinals – NY Islanders vs. Washington (best-of-seven) – NY Islanders win series 4-2

GM	Date	Opponent	Result	Series	PP	PK	SF-SA	GWG	Goalies
1	4/18	NY Islanders	W 3-1	1-0	2-5	5-5	27-23	Hunter	Tabaracci/Healy
2	4/20	NY Islanders	L 4-5 2 OT	1-1	2-5	5-5	45-61	Mullen	Tabaracci/Healy
3	4/22	@ NY Islanders	L 3-4 OT	1-2	0-2	4-4	25-30	Ferraro	Tabaracci/Healy
4	4/24	@ NY Islanders	L 3-4 2 OT	1-3	2-6	4-5	40-46	Ferraro	Tabaracci/Healy
5	4/26	NY Islanders	W 6-4	2-3	2-4	4-4	26-32	Iafrate	Beaupre/Healy, Fitzpatrick
6	4/28	@ NY Islanders	L 3-5	2-4	1-4	6-6	26-33	Green	Beaupre/Healy

## 1991-92

Patrick Division Semifinals – Pittsburgh vs. Washington (best-of-seven) – Pittsburgh wins series 4-3

GM	Date	Opponent	Result	Series	PP	PK	SF-SA	GWG	Goalies
1	4/19	Pittsburgh	W 3-1	1-0	0-3	2-2	31-33	Druce	Beaupre/Barrasso
2	4/21	Pittsburgh	W 6-2	2-0	3-8	5-7	31-35	Pivonka	Beaupre/Barrasso
3	4/23	@ Pittsburgh	L 4-6	2-1	2-11	9-12	34-29	Lemieux	Beaupre/Barrasso
4	4/25	@ Pittsburgh	W 7-2	3-1	1-3	5-5	35-33	Khristich	Beaupre/Barrasso, Wregget
5	4/27	Pittsburgh	L 2-5	3-2	0-4	1-2	23-25	Murphy	Beaupre/Barrasso
6	4/29	@ Pittsburgh	L 4-6	3-3	1-6	1-5	29-39	Lemieux	Beaupre/Barrasso
7	5/1	Pittsburgh	L 1-3	3-4	0-1	0-1	19-21	Jagr	Beaupre/Barrasso

## 1990-91

Patrick Division Semifinals – Washington vs. NY Rangers (best-of-seven) – Washington wins series 4-2

GM	Date	Opponent	Result	Series	PP	PK	SF-SA	GWG	Goalies
1	4/3	@ NY Rangers	L 1-2	0-1	0-5	5-5	29-30	Nicholls	Beaupre/Richter
2	4/5	@ NY Rangers	W 3-0	1-1	1-7	8-8	32-36	Ciccarelli	Beaupre/Richter
3	4/7	NY Rangers	L 0-6	1-2	0-5	7-9	37-38	King	Beaupre, Liut/Richter
4	4/9	NY Rangers	W 3-2	2-2	0-2	4-4	26-21	May	Beaupre/Richter
5	4/11	@ NY Rangers	W 5-4 OT	3-2	1-5	5-6	55-35	Ciccarelli	Beaupre/Richter
6	4/13	NY Rangers	W 4-2	4-2	0-3	3-4	26-25	Ridley	Beaupre/Richter, Vanbiesbrouck

# Game-by-Game Playoff Results

## Patrick Division Final – Washington vs. Pittsburgh (best-of-seven) – Pittsburgh wins series 4-1

GM	Date	Opponent	Result	Series	PP	PK	SF-SA	GWG	Goalies
1	4/17	@ Pittsburgh	W 4-2	1-0	2-4	1-3	31-26	Iafrate	Beaupre/Pietrangelo
2	4/19	@ Pittsburgh	L 6-7 OT	1-1	3-6	4-6	42-43	Stevens	Beaupre, Liut/Pietrangelo
3	4/21	Pittsburgh	L 1-3	1-2	1-6	4-4	27-22	Stevens	Beaupre/Barrasso
4	4/23	Pittsburgh	L 1-3	1-3	0-4	5-6	39-19	Stevens	Beaupre/Barrasso
5	4/25	@ Pittsburgh	L 1-4	1-4	0-2	4-4	34-31	Francis	Beaupre/Barrasso

## 1989-90

### Patrick Division Semifinals – Washington vs. New Jersey (best-of-seven) – Washington wins series 4-2

GM	Date	Opponent	Result	Series	PP	PK	SF-SA	GWG	Goalies
1	4/5	@ New Jersey	W 5-4 OT	1-0	1-6	6-7	24-30	Ciccarelli	Liut/Burke
2	4/7	@ New Jersey	L 5-6	1-1	1-5	6-8	26-39	Stastny	Liut, Beaupre/Terreri
3	4/9	New Jersey	L 1-2	1-2	1-8	4-5	21-10	Shanahan	Liut/Terreri
4	4/11	New Jersey	W 3-1	2-2	1-5	4-4	33-24	Druce	Beaupre/Burke
5	4/13	@ New Jersey	W 4-3	3-2	0-2	3-4	24-20	Courtnall	Beaupre/Terreri
6	4/15	New Jersey	W 3-2	4-2	0-3	3-3	32-34	Druce	Beaupre/Terreri

### Patrick Division Finals – Washington vs. NY Rangers (best-of-seven) – Washington wins series 4-1

GM	Date	Opponent	Result	Series	PP	PK	SF-SA	GWG	Goalies
1	4/19	@ NY Rangers	L 3-7	0-1	0-3	3-6	35-38	Ogrodnick	Liut/Vanbiesbrouck
2	4/21	@ NY Rangers	W 6-3	1-1	2-3	5-6	25-28	Druce	Beaupre/Vanbiesbrouck, Richter
3	4/23	NY Rangers	W 7-1	2-1	3-9	7-7	49-19	Courtnall	Beaupre, Liut/Richter
4	4/25	NY Rangers	W 4-3 OT	3-1	2-7	7-8	25-33	Langway	Liut/Richter, Vanbiesbrouck
5	4/27	@ NY Rangers	W 2-1 OT	4-1	0-6	5-5	34-29	Druce	Liut/Vanbiesbrouck

### Wales Conference Finals – Washington vs. Boston (best-of-seven) – Boston wins series 4-0

GM	Date	Opponent	Result	Series	PP	PK	SF-SA	GWG	Goalies
1	5/3	@ Boston	L 3-5	0-1	1-3	4-5	26-35	Propp	Liut/Moog
2	5/5	@ Boston	L 0-3	0-2	0-4	3-3	28-30	Carpenter	Beaupre/Moog
3	5/7	Boston	L 1-4	0-3	1-6	4-5	26-24	Janney	Beaupre/Moog
4	5/9	Boston	L 2-3	0-4	0-1	2-3	14-17	Neely	Liut/Moog

## 1988-89

### Patrick Division Semifinals – Washington vs. Philadelphia (best-of-seven) – Philadelphia wins series 4-2

GM	Date	Opponent	Result	Series	PP	PK	SF-SA	GWG	Goalies
1	4/5	Philadelphia	W 3-2	1-0	1-8	4-5	36-29	Franceschetti	Peeters/Hextall
2	4/6	Philadelphia	L 2-3	1-1	1-8	2-4	21-26	Propp	Peeters/Hextall
3	4/8	@ Philadelphia	W 4-3 OT	2-1	2-5	5-6	44-24	Miller	Peeters/Hextall
4	4/9	@ Philadelphia	L 2-5	2-2	1-9	4-6	32-31	Murphy	Peeters/Hextall
5	4/11	Philadelphia	L 5-8	2-3	3-9	3-5	34-26	Eklund	Peeters/Hextall
6	4/13	@ Philadelphia	L 3-4	2-4	1-4	7-8	34-28	Tocchet	Peeters/Hextall

## 1987-88

### Patrick Division Semifinals – Washington vs. Philadelphia (best-of-seven) – Washington wins series 4-3

GM	Date	Opponent	Result	Series	PP	PK	SF-SA	GWG	Goalies
1	4/6	Philadelphia	L 2-4	0-1	2-8	3-4	37-31	Poulin	Peeters/Hextall
2	4/7	Philadelphia	W 5-4	1-1	0-4	5-5	28-35	Miller	Peeters/Hextall
3	4/9	@ Philadelphia	L 3-4	1-2	1-6	5-6	17-29	Samuelsson	Peeters/Hextall
4	4/10	@ Philadelphia	L 4-5 OT	1-3	0-4	5-5	26-30	Craven	Malarchuk/Hextall, Laforest
5	4/12	Philadelphia	W 5-2	2-3	0-8	7-8	32-33	Hatcher	Peeters/Hextall, Laforest
6	4/14	@ Philadelphia	W 7-2	3-3	4-9	7-8	28-26	Gustafsson	Peeters/Hextall
7	4/16	Philadelphia	W 5-4 OT	4-3	1-8	4-5	40-33	Hunter	Peeters/Hextall

### Patrick Division Finals – Washington vs. New Jersey (best-of-seven) – New Jersey wins series 4-3

GM	Date	Opponent	Result	Series	PP	PK	SF-SA	GWG	Goalies
1	4/18	New Jersey	W 3-1	1-0	1-3	4-4	31-34	Murphy	Peeters/Burke
2	4/20	New Jersey	L 2-5	1-1	1-9	5-8	30-30	Brotten	Peeters/Burke
3	4/22	@ New Jersey	L 4-10	1-2	1-11	4-7	32-31	Carlsson	Malarchuk, Peeters/Burke
4	4/24	@ New Jersey	W 4-1	2-2	1-9	5-6	31-25	Sundstrom	Peeters, Malarchuk/Burke
5	4/26	New Jersey	L 1-3	2-3	0-6	4-5	29-31	Kurvers	Malarchuk/Sauve
6	4/28	@ New Jersey	W 7-2	3-3	2-9	3-3	31-27	Leach	Peeters/Burke, Sauve
7	4/30	New Jersey	L 2-3	3-4	0-5	3-3	32-26	MacLean	Peeters/Burke

## 1986-87

### Patrick Division Semifinals – Washington vs. NY Islanders (best-of-seven) – NY Islanders win series 4-3

GM	Date	Opponent	Result	Series	PP	PK	SF-SA	GWG	Goalies
1	4/8	NY Islanders	W 4-3	1-0	0-5	5-6	32-28	Ridley	Peeters/Hrudey
2	4/9	NY Islanders	L 1-3	1-1	0-5	3-4	28-24	Trottier	Peeters/Hrudey
3	4/11	@ NY Islanders	W 2-0	2-1	0-4	6-6	32-26	Murphy	Mason/Hrudey
4	4/12	@ NY Islanders	W 4-1	3-1	0-10	5-6	37-26	Christian	Mason/Hrudey
5	4/14	NY Islanders	L 2-4	3-2	1-6	5-5	42-24	Gilbert	Peeters/Hrudey
6	4/16	@ NY Islanders	L 4-5	3-3	1-2	3-4	27-34	Lafontaine	Mason/Hrudey
7	4/18	NY Islanders	L 2-3 4 OT	3-4	0-2	1-1	75-57	Lafontaine	Mason/Hrudey

# Game-by-Game Playoff Results

## 1985-86

Patrick Division Semifinals – Washington vs. NY Islanders (best-of-five) – Washington wins series 3-0

GM	Date	Opponent	Result	Series	PP	PK	SF-SA	GWG	Goalies
1	4/9	NY Islanders	W 3-1	1-0	0-5	5-5	36-33	Carpenter	Peeters/Hrudey
2	4/10	NY Islanders	W 5-2	2-0	0-2	1-2	34-29	Stevens	Peeters/Smith
3	4/12	@ NY Islanders	W 3-1	3-0	-	-	23-28	Stevens	Peeters/Hrudey

Patrick Division Finals – Washington vs. NY Rangers (best-of-seven) – NY Rangers win series 4-2

GM	Date	Opponent	Result	Series	PP	PK	SF-SA	GWG	Goalies
1	4/17	NY Rangers	L 3-4 OT	0-1	0-3	3-3	27-23	MacLellan	Peeters/Vanbiesbrouck
2	4/19	NY Rangers	W 8-1	1-1	2-7	7-7	39-20	Laughlin	Peeters/Vanbiesbrouck, Hanlon
3	4/21	@ NY Rangers	W 6-3	2-1	-	-	28-42	Barrett	Peeters/Vanbiesbrouck
4	4/23	@ NY Rangers	L 5-6 OT	2-2	-	-	29-30	Brooke	Peeters/Vanbiesbrouck
5	4/25	NY Rangers	W 5-2	2-3	2-6	2-3	32-27	Sandstrom	Peeters/Vanbiesbrouck
6	4/27	@ NY Rangers	L 1-2	2-4	-	-	28-21	Larouche	Peeters/Vanbiesbrouck

## 1984-85

Patrick Division Semifinals – Washington vs. NY Islanders (best-of-five) – NY Islanders win series 3-2

GM	Date	Opponent	Result	Series	PP	PK	SF-SA	GWG	Goalies
1	4/10	NY Islanders	W 4-3 OT	1-0	2-10	4-5	42-17	Haworth	Riggin/Smith
2	4/11	NY Islanders	W 2-1 2 OT	2-0	0-5	2-2	41-37	Gartner	Jensen/Hrudey
3	4/13	@ NY Islanders	L 1-2	2-1	0-2	3-3	16-15	Sutter	Jensen/Smith
4	4/14	@ NY Islanders	L 4-6	2-2	2-5	4-6	33-34	Trottier	Jensen/Smith
5	4/16	NY Islanders	L 1-2	2-3	0-4	3-3	31-32	Sutter	Riggin/Smith

## 1983-84

Patrick Division Semifinals – Washington vs. Philadelphia (best-of-five) – Washington wins series 3-0

GM	Date	Opponent	Result	Series	PP	PK	SF-SA	GWG	Goalies
1	4/4	Philadelphia	W 4-2	1-0	0-3	0-1	26-21	Duchesne	Riggin/Froese, Lindbergh
2	4/5	Philadelphia	W 6-2	2-0	2-6	2-2	32-32	Laughlin	Jensen/Froese
3	4/7	@ Philadelphia	W 5-1	3-0	1-2	4-4	32-38	Laughlin	Jensen/Lindbergh, Froese

Patrick Division Finals – Washington vs. NY Islanders (best-of-seven) – NY Islanders win series 4-1

GM	Date	Opponent	Result	Series	PP	PK	SF-SA	GWG	Goalies
1	4/12	@ NY Islanders	W 3-2	1-0	2-6	2-3	27-18	Laughlin	Jensen/Smith, Melanson
2	4/13	@ NY Islanders	L 4-5 OT	1-1	4-7	4-5	35-22	Kallur	Jensen, Riggin/Smith
3	4/15	NY Islanders	L 1-3	1-2	0-3	3-3	33-19	Sutter	Riggin/Smith
4	4/16	NY Islanders	L 2-5	1-3	0-4	2-2	24-23	Boutilier	Riggin, Jensen/Smith
5	4/18	@ NY Islanders	L 3-5	1-4	1-7	3-5	26-28	Flatley	Jensen, Riggin/Smith

## 1982-83

Patrick Division Semifinals – Washington vs. NY Islanders (best-of-five) – NY Islanders win series 3-1

GM	Date	Opponent	Result	Series	PP	PK	SF-SA	GWG	Goalies
1	4/6	@ NY Islanders	L 2-5	0-1	-	-	29-37	Tonelli	Riggin/Smith
2	4/7	@ NY Islanders	W 4-2	1-1	-	-	39-32	Gould	Jensen/Smith
3	4/9	NY Islanders	L 2-6	1-2	-	-	28-28	Trottier	Jensen, Riggin/Smith
4	4/10	NY Islanders	L 3-6	1-3	-	-	31-37	Hallin	Jensen, Riggin/Smith

# Year-by-Year Playoff Statistics

## 2011-12

Player	GP	G	A	PTS	PIM
Alex Ovechkin	14	5	4	9	8
Nicklas Backstrom	13	2	6	8	18
Jason Chimera	14	4	3	7	6
Brooks Laich	14	2	5	7	6
John Carlson	14	2	3	5	8
Joel Ward	14	1	4	5	6
Alexander Semin	14	3	1	4	10
Mike Green	14	2	2	4	10
Troy Brouwer	14	2	2	4	8
Roman Hamrik	14	1	3	4	12
Mike Knuble	11	2	1	3	6
Marcus Johansson	14	1	2	3	0
Dennis Wideman	14	0	3	3	2
Matt Hendricks	14	1	1	2	6
Jay Beagle	12	1	1	2	4
Karl Alzner	14	0	2	2	0
Keith Aucoin	14	0	2	2	2
John Erskine	4	0	1	1	0
Jeff Schultz	10	0	0	0	2
Mathieu Perreault	4	0	0	0	0
Jeff Halpern	2	0	0	0	4

Goaltender	GP	MIN	W	L	GAA	SO	SA	PCT
Braden Holtby	14	922	7	7	1.95	0	459	.935

## 2010-11

Player	GP	G	A	PTS	PIM
Alex Ovechkin	9	5	5	10	10
Brooks Laich	9	1	6	7	2
Alexander Semin	9	4	2	6	8
Marcus Johansson	9	2	4	6	0
Mike Green	8	1	5	6	8
Jason Arnett	9	1	5	6	2
Jason Chimera	9	2	2	4	2
John Carlson	9	2	1	3	4
Marco Sturm	9	1	2	3	4
Mike Knuble	6	2	0	2	8
John Erskine	9	1	1	2	6
Nicklas Backstrom	9	0	2	2	4
Eric Fehr	5	1	0	1	0
Scott Hannan	9	0	1	1	2
Karl Alzner	9	0	1	1	0
Matt Bradley	9	0	0	0	4
Sean Collins	1	0	0	0	0
Matt Hendricks	7	0	0	0	4
Jeff Shultz	9	0	0	0	6
Boyd Gordon	9	0	0	0	6

Goaltender	GP	MIN	W	L	GAA	SO	SA	PCT
Michal Neuvirth	9	590	4	5	2.34	1	261	.912

## 2009-10

Player	GP	G	A	PTS	PIM
Alex Ovechkin	7	5	5	10	0
Nicklas Backstrom	7	5	4	9	4
Mike Knuble	7	2	4	6	6
Eric Fehr	7	3	1	4	4
John Carlson	7	1	3	4	0
Tom Poti	6	0	4	4	5
Brooks Laich	7	2	1	3	4
Matt Bradley	7	1	2	3	2
Jason Chimera	7	1	2	3	2
Mike Green	7	0	3	3	12
Joe Corvo	7	1	1	2	4
Boyd Gordon	6	1	1	2	0
Alexander Semin	7	0	2	2	4
Eric Belanger	7	0	1	1	4
Jeff Schultz	7	0	1	1	4
Tomas Fleischmann	6	0	1	1	6
Brendan Morrison	5	0	1	1	2
Shaone Morrisonn	5	0	0	0	2
David Steckel	3	0	0	0	0
Tyler Sloan	2	0	0	0	0
Scott Walker	1	0	0	0	0
Karl Alzner	1	0	0	0	0

Goaltender	GP	MIN	W	L	GAA	SO	SA	PCT
Semyon Varlamov	6	349	3	3	2.41	0	153	.908
Jose Theodore	2	81	0	1	3.70	0	40	.875

## 2008-09

Player	GP	G	A	PTS	PIM
Alex Ovechkin	14	11	10	21	8
Nicklas Backstrom	14	3	12	15	8
Alexander Semin	14	5	9	14	16
Mike Green	14	1	8	9	12
Sergei Fedorov	14	1	7	8	12
Brooks Laich	14	3	4	7	10
Tom Poti	14	2	5	7	4
Viktor Kozlov	14	4	2	6	6
Matt Bradley	14	2	4	6	0
David Steckel	14	3	2	5	4
Tomas Fleischmann	14	3	1	4	4
Boyd Gordon	14	0	3	3	4
Milan Jurcina	14	2	0	2	12
Brian Pothier	13	0	2	2	8
Chris Clark	8	1	0	1	8
Shaone Morrisonn	14	0	1	1	8
John Erskine	12	0	1	1	16
Tyler Sloan	2	0	1	1	0
Semyon Varlamov	13	0	0	0	2
Eric Fehr	9	0	0	0	0
Donald Brashear	4	0	0	0	18
Jay Beagle	4	0	0	0	0
Michael Nylander	3	0	0	0	2
Jose Theodore	2	0	0	0	0
Jeff Schultz	1	0	0	0	0

Goaltender	GP	MIN	W	L	GAA	SO	SA	PCT
Semyon Varlamov	13	759	7	6	2.53	2	389	.918
Jose Theodore	2	97	0	1	3.71	0	33	.818

## 2007-08

Player	GP	G	A	PTS	PIM
Alex Ovechkin	7	4	5	9	0
Alexander Semin	7	3	5	8	8
Mike Green	7	3	4	7	15
Nicklas Backstrom	7	4	2	6	2
Brooks Laich	7	1	5	6	4
Sergei Fedorov	7	1	4	5	8
Viktor Kozlov	7	0	3	3	2
Donald Brashear	7	1	1	2	0
David Steckel	7	1	1	2	4
Matt Bradley	7	0	2	2	2
John Erskine	7	0	2	2	6
Steve Eminger	5	1	0	1	2
Eric Fehr	5	1	0	1	0
Tom Poti	7	0	1	1	8
Shaone Morrisonn	7	0	1	1	6
Tomas Fleischmann	2	0	0	0	0
Jeff Schultz	2	0	0	0	2
Matt Cooke	7	0	0	0	4
Cristobal Huet	7	0	0	0	2
Milan Jurcina	7	0	0	0	6
Boyd Gordon	7	0	0	0	0

Goaltender	GP	MIN	W	L	GAA	SO	SA	PCT
Cristobal Huet	7	451	3	4	2.93	0	242	.909

## 2002-03

Player	GP	G	A	PTS	PIM
Jaromir Jagr	6	2	5	7	2
Peter Bondra	6	4	2	6	8
Michael Nylander	6	3	2	5	8
Sergei Gonchar	6	0	5	5	4
Dainius Zubrus	6	2	2	4	4
Robert Lang	6	2	1	3	2
Mike Grier	6	1	1	2	2
Brendan Witt	6	1	0	1	0
Ivan Ciernik	2	0	1	1	6
Sergei Berezin	6	0	1	1	0
Jason Doig	6	0	1	1	6
Jeff Halpern	6	0	1	1	2
Calle Johansson	6	0	1	1	0
Brian Sutherby	5	0	0	0	10
Ken Klee	6	0	0	0	6
Steve Konowalchuk	6	0	0	0	6
Joel Kwiatkowski	6	0	0	0	2
Trent Whitfield	6	0	0	0	10

Goaltender	GP	MIN	W	L	GAA	SO	SA	PCT
Olie Kolzig	6	404	2	4	2.08	1	192	.927





# Year-by-Year Playoff Statistics

## 2000-01

Player	GP	G	A	PTS	PIM
Steve Konowalchuk	6	2	3	5	14
Jeff Halpern	6	2	3	5	17
Sergei Gonchar	6	1	3	4	2
Trevor Linden	6	0	4	4	14
Calle Johansson	6	1	2	3	2
Peter Bondra	6	2	0	2	2
Brendan Witt	6	2	0	2	12
Ulf Dahlen	6	0	1	1	2
Ken Klee	6	0	1	1	8
Chris Simon	6	0	1	1	4
Glen Metropolit	1	0	0	0	0
Dmitri Khristich	3	0	0	0	0
Joe Reekie	4	0	0	0	4
Sylvain Cote	5	0	0	0	2
Trent Whitfield	5	0	0	0	2
Adam Oates	6	0	0	0	0
Joe Sacco	6	0	0	0	2
Rob Zettler	6	0	0	0	0
Andrei Nikolishin	6	0	0	0	2
Dainius Zubrus	6	0	0	0	2

Goaltender	GP	MIN	W	L	GAA	SO	SA	PCT
Olie Kolzig	6	375	2	4	2.24	1	153	.908

## 1999-00

Player	GP	G	A	PTS	PIM
Jeff Halpern	5	2	1	3	0
Calle Johansson	5	1	2	3	0
Adam Oates	5	0	3	3	4
Chris Simon	4	2	0	2	24
Peter Bondra	5	1	1	2	4
Andrei Nikolishin	5	0	2	2	4
Sergei Gonchar	5	1	0	1	6
Steve Konowalchuk	5	1	0	1	2
Ulf Dahlen	5	0	1	1	2
Ken Klee	5	0	1	1	10
Joe Reekie	5	0	1	1	2
Jim McKenzie	1	0	0	0	0
Glen Metropolit	2	0	0	0	2
Trent Whitfield	3	0	0	0	0
Brendan Witt	3	0	0	0	0
Terry Yake	3	0	0	0	0
Dmitri Mironov	4	0	0	0	4
Joe Murphy	5	0	0	0	8
Joe Sacco	5	0	0	0	4
Richard Zednik	5	0	0	0	5
Rob Zettler	5	0	0	0	2

Goaltender	GP	MIN	W	L	GAA	SO	SA	PCT
Craig Billington	1	20	0	0	3.00	0	5	.833
Olie Kolzig	5	284	1	4	3.40	0	87	.845

## 1997-98

Player	GP	G	A	PTS	PIM
Joe Juneau	21	7	10	17	8
Adam Oates	21	6	11	17	8
Andrei Nikolishin	21	1	13	14	12
Brian Bellows	21	6	7	13	6
Peter Bondra	17	7	5	12	12
Sergei Gonchar	21	7	4	11	30
Richard Zednik	17	7	3	10	16
Calle Johansson	21	2	8	10	16
Esa Tikkanen	21	3	3	6	20
Phil Housley	18	0	4	4	4
Dale Hunter	21	0	4	4	30
Todd Krygier	13	1	2	3	6
Joe Reekie	21	1	2	3	20
Mark Tinordi	21	1	2	3	42
Michal Pivonka	13	0	3	3	0
Jeff Brown	2	0	2	2	0
Mike Eagles	12	0	2	2	2
Ken Klee	9	1	0	1	10
Brendan Witt	16	1	0	1	14
Chris Simon	18	1	0	1	26
Craig Berube	21	1	0	1	21
Kelly Miller	10	0	1	1	4
Jeff Toms	1	0	0	0	0
Jaroslav Svejksky	1	0	0	0	2
Olie Kolzig	21	0	0	0	4

Goaltender	GP	MIN	W	L	GAA	SO	SA	PCT
Olie Kolzig	21	1351	12	9	1.95	4	740	.941

## 1995-96

Player	GP	G	A	PTS	PIM
Joe Juneau	5	0	7	7	6
Sergei Gonchar	6	2	4	6	4
Dale Hunter	6	1	5	6	24
Peter Bondra	6	2	3	5	8
Michal Pivonka	6	3	2	5	18
Andrew Brunette	6	1	3	4	0
Pat Peake	5	2	1	3	12
Sylvain Cote	6	2	0	2	12
Todd Krygier	6	2	0	2	12
Mike Eagles	6	1	1	2	2
Steve Konowalchuk	2	0	2	2	0
Kelly Miller	6	0	1	1	4
Ken Klee	1	0	0	0	0
Nolan Baumgartner	1	0	0	0	10
Craig Berube	2	0	0	0	19
Keith Jones	2	0	0	0	7
Kevin Kaminski	3	0	0	0	16
Jeff Nelson	3	0	0	0	4
Jim Carey	3	0	0	0	0
Olaf Kolzig	5	0	0	0	4
Stefan Ustorf	5	0	0	0	0
Jim Johnson	6	0	0	0	6
Mark Tinordi	6	0	0	0	16
Eric Charron	6	0	0	0	8
Steve Poapst	6	0	0	0	0

Goaltender	GP	MIN	W	L	GAA	SO	SA	PCT
Jim Carey	3	97	0	1	6.19	0	39	.744
Olie Kolzig	5	341	2	3	1.94	0	167	.934

## 1994-95

Player	GP	G	A	PTS	PIM
Peter Bondra	7	5	3	8	10
Dale Hunter	7	4	4	8	24
Keith Jones	7	4	4	8	22
Joe Juneau	7	2	6	8	2
Steve Konowalchuk	7	2	5	7	12
Dmitri Khristich	7	1	4	5	0
Michal Pivonka	7	1	4	5	21
Calle Johansson	7	3	1	4	0
Sergei Gonchar	7	2	2	4	2
Sylvain Cote	7	1	3	4	2
Kelly Miller	7	0	3	3	4
Mike Eagles	7	0	2	2	4
Jim Johnson	7	0	2	2	8
Rob Pearson	3	1	0	1	17
Mark Tinordi	1	0	0	0	2
Dave Poulin	2	0	0	0	0
Igor Ulanov	2	0	0	0	4
Kevin Kaminski	5	0	0	0	36
Craig Berube	7	0	0	0	29
Joe Reekie	7	0	0	0	2
Ken Klee	7	0	0	0	4
Jim Carey	7	0	0	0	4

Goaltender	GP	MIN	W	L	GAA	SO	SA	PCT
Olie Kolzig	2	44	1	0	1.36	0	21	.952
Byron Dafoe	1	20	0	0	3.00	0	3	.667
Jim Carey	7	358	2	4	4.19	0	151	.834

## 1993-94

Player	GP	G	A	PTS	PIM
Mike Ridley	11	4	6	10	6
Joe Juneau	11	4	5	9	6
Kelly Miller	11	2	7	9	0
Sylvain Cote	9	1	8	9	6
Michal Pivonka	7	4	4	8	4
Kevin Hatcher	11	3	4	7	37
Peter Bondra	9	2	4	6	4
Dmitri Khristich	11	2	3	5	10
Dave Poulin	11	2	2	4	19
Calle Johansson	6	1	3	4	4
Joe Reekie	11	2	1	3	29
Dale Hunter	7	0	3	3	14
Todd Krygier	5	2	0	2	10
John Slaney	11	1	1	2	2
Randy Burridge	11	0	2	2	12
Jason Woolley	4	1	0	1	4
Shawn Anderson	8	1	0	1	12
Pat Peake	8	0	1	1	8
Keith Jones	11	0	1	1	36
Steve Konowalchuk	11	0	1	1	10
Todd Nelson	4	0	0	0	0
Don Beupre	8	0	0	0	2
Craig Berube	8	0	0	0	21

Goaltender	GP	MIN	W	L	GAA	SO	SA	PCT
Byron Dafoe	2	118	0	2	2.54	0	39	.872
Don Beupre	8	429	5	2	2.94	1	191	.890
Rick Tabaracci	2	111	0	2	3.24	0	50	.880

# Year-by-Year Playoff Statistics

## 1992-93

Player	GP	G	A	PTS	PIM
Dale Hunter	6	7	1	8	35
Dmitri Khristich	6	2	5	7	2
Al Iafrate	6	6	0	6	4
Mike Ridley	6	1	5	6	0
Peter Bondra	6	0	6	6	0
Pat Elynuik	6	3	2	5	19
Calle Johansson	6	0	5	5	6
Kelly Miller	6	0	3	3	2
Sylvain Cote	6	1	1	2	4
Todd Krygier	6	1	1	2	4
Paul Cavallini	6	0	2	2	18
Michal Pivonka	6	0	2	2	0
Randy Burrridge	4	1	0	1	0
Steve Konowalchuk	2	0	1	1	0
Kevin Hatcher	6	0	1	1	14
Alan May	6	0	1	1	6
Don Beaupre	2	0	0	0	0
Rick Tabaracci	4	0	0	0	4
Shawn Anderson	6	0	0	0	0
Keith Jones	6	0	0	0	10

Goaltender	GP	MIN	W	L	GAA	SO	SA	PCT
Rick Tabaracci	4	304	1	3	2.76	0	160	.913
Don Beaupre	2	119	1	1	4.54	0	65	.862

## 1991-92

Player	GP	G	A	PTS	PIM
Mike Ridley	7	0	11	11	0
Dino Ciccarelli	7	5	4	9	14
Peter Bondra	7	6	2	8	4
Al Iafrate	7	4	2	6	14
Kevin Hatcher	7	2	4	6	19
Michal Pivonka	7	1	5	6	13
Dmitri Khristich	7	3	2	5	15
Dale Hunter	7	1	4	5	16
Calle Johansson	7	0	5	5	4
Todd Krygier	5	2	1	3	4
Sylvain Cote	7	1	2	3	4
Kelly Miller	7	1	2	3	4
John Druce	7	1	0	1	2
Randy Burrridge	2	0	1	1	0
Rod Langway	7	0	1	1	2
Paul MacDermid	7	0	1	1	22
Dave Tippett	7	0	1	1	0
Brad Schlegel	7	0	1	1	2
Alan May	7	0	0	0	0

Goaltender	GP	MIN	W	L	GAA	SO	SA	PCT
Don Beaupre	7	419	3	4	3.15	0	212	.896

## 1990-91

Player	GP	G	A	PTS	PIM
Dale Hunter	11	1	9	10	41
Dino Ciccarelli	11	5	4	9	22
Calle Johansson	10	2	7	9	8
Mike Ridley	11	3	4	7	8
Kelly Miller	11	4	2	6	6
Kevin Hatcher	11	3	3	6	8
Dave Tippett	10	2	3	5	8
Michal Pivonka	11	2	3	5	8
Al Iafrate	10	1	3	4	22
Dmitri Khristich	11	1	3	4	6
Stephen Leach	9	1	2	3	8
Mike Lalor	10	1	2	3	8
Tim Bergland	11	1	1	2	12
John Druce	11	1	1	2	7
Alan May	11	1	1	2	37
Rod Langway	11	0	2	2	6
Peter Bondra	4	0	1	1	2
Nick Kypreos	9	0	1	1	38
Jeff Greenlaw	1	0	0	0	2
Kent Paynter	1	0	0	0	0
Mike Liut	2	0	0	0	0
Neil Sheehy	2	0	0	0	19
Ken Sabourin	11	0	0	0	34

Goaltender	GP	MIN	W	L	GAA	SO	SA	PCT
Don Beaupre	11	624	5	5	2.79	1	294	.901
Mike Liut	2	48	0	1	5.00	0	30	.867

## 1989-90

Player	GP	G	A	PTS	PIM
John Druce	15	14	3	17	23
Geoff Courtnall	15	4	9	13	32
Dale Hunter	15	4	8	12	61
Dino Ciccarelli	8	8	3	11	6
Scott Stevens	15	2	7	9	25
Kelly Miller	15	3	5	8	23
John Tucker	12	1	7	8	0
Kevin Hatcher	11	0	8	8	32
Mike Ridley	14	3	4	7	8
Calle Johansson	15	1	6	7	4
Bob Rouse	15	2	3	5	47
Rod Langway	15	1	4	5	12
Stephen Leach	14	2	2	4	8
Bob Joyce	14	2	1	3	9
Tim Bergland	15	1	1	2	10
Michal Pivonka	11	0	2	2	6
Nick Kypreos	7	1	0	1	15
Neil Sheehy	10	0	1	1	92
Steve Maltais	1	0	0	0	0
Scott Kleinendorst	3	0	0	0	0
Kent Paynter	3	0	0	0	10
Don Beaupre	8	0	0	0	2
Rob Murray	9	0	0	0	18
Alan May	15	0	0	0	37

Goaltender	GP	MIN	W	L	GAA	SO	SA	PCT
Don Beaupre	8	401	4	3	2.69	0	187	.904
Mike Liut	9	507	4	4	3.31	0	223	.874

## 1988-89

Player	GP	G	A	PTS	PIM
Geoff Courtnall	6	2	5	7	12
Dino Ciccarelli	6	3	3	6	12
Bengt Gustafsson	4	2	3	5	6
Kevin Hatcher	6	1	4	5	20
Scott Stevens	6	1	4	5	11
Mike Ridley	6	0	5	5	2
Michal Pivonka	6	3	1	4	10
Dale Hunter	6	0	4	4	27
Calle Johansson	6	1	2	3	0
Bob Rouse	6	2	0	2	4
Dave Christian	6	1	1	2	0
Bob Gould	6	0	2	2	0
Lou Franceschetti	6	1	0	1	8
Stephen Leach	6	1	9	1	12
Kelly Miller	6	1	0	1	2
Chris Felix	1	0	1	1	0
Yvon Corriveau	1	0	0	0	0
John Druce	1	0	0	0	0
Doug Wickenheiser	5	0	0	0	2
Rod Langway	6	0	0	0	6
Pete Peeters	6	0	0	0	2
Neil Sheehy	6	0	0	0	19

Goaltender	GP	MIN	W	L	GAA	SO	SA	PCT
Pete Peeters	6	359	2	4	4.01	0	164	.853

## 1987-88

Player	GP	G	A	PTS	PIM
Bengt Gustafsson	14	4	9	13	6
Michal Pivonka	14	4	9	13	4
Dale Hunter	14	7	5	12	98
Kevin Hatcher	14	5	7	12	55
Scott Stevens	13	1	11	12	46
Mike Ridley	14	6	5	11	10
Dave Christian	14	5	6	11	6
Larry Murphy	13	4	4	8	33
Kelly Miller	13	4	4	8	10
Mike Gartner	14	3	4	7	14
Garry Galley	13	2	4	6	13
Greg Adams	14	0	5	5	58
Bob Gould	14	3	1	4	21
Stephen Leach	3	2	1	3	0
Yvon Corriveau	13	1	2	3	30
Peter Sundstrom	14	2	0	2	6
Grant Ledyard	14	1	0	1	3
Chris Felix	1	0	0	0	0
Jeff Greenlaw	1	0	0	0	19
Grant Jennings	1	0	0	0	0
Ed Kastelic	1	0	0	0	19
Lou Franceschetti	4	0	0	0	14
Clint Malarchuk	4	0	0	0	2
Rod Langway	6	0	0	0	8
Greg Smith	9	0	0	0	23
Pete Peeters	12	0	0	0	4

Goaltender	GP	MIN	W	L	GAA	SO	SA	PCT
Pete Peeters	12	654	7	5	3.12	0	326	.895
Clint Malarchuk	4	193	0	2	4.66	0	95	.842



# Year-by-Year Playoff Statistics

## 1986-87

Player	GP	G	A	PTS	PIM
Mike Gartner	7	4	3	7	14
Scott Stevens	7	0	5	5	19
Kelly Miller	7	2	2	4	0
Larry Murphy	7	2	2	4	6
Greg Adams	7	1	3	4	38
Dave Christian	7	1	3	4	6
Gaetan Duchesne	7	3	0	3	14
Mike Ridley	7	2	1	3	6
Alan Haworth	6	0	3	3	7
Bob Gould	7	0	3	3	8
Michal Pivonka	7	1	1	2	2
Grant Martin	1	1	0	1	2
Ed Kastelic	5	1	0	1	13
Kevin Hatcher	7	1	0	1	20
John Blum	6	0	1	1	4
Rod Langway	7	0	1	1	2
Craig Laughlin	1	0	0	0	0
Garry Galley	2	0	0	0	0
Pete Peeters	3	0	0	0	2
Lou Franceschetti	7	0	0	0	23
Dave Jensen	7	0	0	0	2
Greg Smith	7	0	0	0	11

Goaltender	GP	MIN	W	L	GAA	SO	SA	PCT
Bob Mason	4	309	2	2	1.75	1	143	.937
Pete Peeters	3	180	1	2	3.00	0	76	.880

## 1985-86

Player	GP	G	A	PTS	PIM
Mike Gartner	9	2	10	12	4
Scott Stevens	9	3	8	11	12
Alan Haworth	9	4	6	10	11
Bob Carpenter	9	5	4	9	12
Dave Christian	9	4	4	8	0
Gaetan Duchesne	9	4	3	7	12
Bob Gould	9	4	3	7	11
Larry Murphy	9	1	5	6	6
Greg Adams	9	1	3	4	27
John Barrett	9	1	2	3	35
Greg Smith	9	1	2	3	9
Jorgen Pettersson	8	1	2	3	2
Rod Langway	9	1	2	3	6
Craig Laughlin	9	1	2	3	10
Yvon Corriveau	4	0	3	3	2
Kevin Hatcher	9	1	1	2	19
Stephen Leach	6	0	1	1	0
Dwight Schofield	3	0	0	0	14
Marc Taylor	3	0	0	0	0
Dave Jensen	4	0	0	0	0
Lou Franceschetti	8	0	0	0	15
Pete Peeters	9	0	0	0	2

Goaltender	GP	MIN	W	L	GAA	SO	SA	PCT
Pete Peeters	9	544	5	4	2.65	0	253	.905

## 1984-85

Player	GP	G	A	PTS	PIM
Mike Gartner	5	4	3	7	9
Larry Murphy	5	2	3	5	0
Bob Carpenter	5	1	4	5	8
Bengt Gustafsson	5	1	3	4	0
Dave Christian	5	1	1	2	0
Lou Franceschetti	5	1	1	2	15
Alan Haworth	5	1	0	1	0
Doug Jarvis	5	1	0	1	0
Gaetan Duchesne	5	0	1	1	7
Bob Gould	5	0	1	1	2
Rod Langway	5	0	1	1	6
Mike McEwen	5	0	1	1	4
Scott Stevens	5	0	1	1	20
Darren Veitch	5	0	1	1	4
Kevin Hatcher	1	0	0	0	0
Mikko Leinonen	1	0	0	0	0
Peter Anderson	2	0	0	0	0
Timo Blomqvist	2	0	0	0	0
Al Jensen	3	0	0	0	2
Gary Sampson	4	0	0	0	0
Greg Adams	5	0	0	0	9
Craig Laughlin	5	0	0	0	2

Goaltender	GP	MIN	W	L	GAA	SO	SA	PCT
Al Jensen	3	201	1	2	2.39	0	86	.906
Pat Riggan	2	122	1	1	2.46	0	39	.872

## 1983-84

Player	GP	G	A	PTS	PIM
Mike Gartner	8	3	7	10	16
Dave Christian	8	5	4	9	5
Scott Stevens	8	1	8	9	5
Craig Laughlin	8	4	2	6	6
Alan Haworth	8	3	2	5	4
Bengt Gustafsson	8	2	3	5	0
Bryan Erickson	8	3	2	5	7
Doug Jarvis	8	2	3	5	6
Rod Langway	8	0	5	5	7
Bobby Carpenter	8	2	1	3	25
Gaetan Duchesne	8	2	1	3	2
Larry Murphy	8	0	3	3	6
Bob Gould	5	0	2	2	4
Glen Currie	8	1	0	1	0
Gary Sampson	8	1	0	1	0
Peter Andersson	3	0	1	1	2
Darren Veitch	5	0	1	1	15
Al Jensen	6	0	1	1	2
Dave Shand	8	0	1	1	13
Greg Adams	1	0	0	0	0
Andre Hidi	2	0	0	0	0
Lou Franceschetti	3	0	0	0	8
Pat Riggan	5	0	0	0	2
Timo Blomqvist	8	0	0	0	8

Goaltender	GP	MIN	W	L	GAA	SO	SA	PCT
Pat Riggan	5	230	1	3	2.35	0	81	.888
Al Jensen	6	258	3	1	3.26	0	120	.882

## 1982-83

Player	GP	G	A	PTS	PIM
Bob Gould	4	5	0	5	4
Glen Currie	4	0	3	3	4
Gaetan Duchesne	4	1	1	2	4
Dennis Maruk	4	1	1	2	2
Brian Engblom	4	0	2	2	2
Bobby Carpenter	4	1	0	1	2
Ken Houston	4	1	0	1	4
Craig Laughlin	4	1	0	1	0
Scott Stevens	4	1	0	1	26
Bengt Gustafsson	4	1	0	1	4
Randy Holt	4	0	1	1	20
Doug Jarvis	4	0	1	1	0
Greg Theberge	4	0	1	1	0
Ted Bulley	1	0	0	0	0
Milan Novy	2	0	0	0	0
Chris Valentine	2	0	0	0	4
Timo Blomqvist	3	0	0	0	16
Mike Gartner	4	0	0	0	4
Alan Haworth	4	0	0	0	2
Rod Langway	4	0	0	0	0

Goaltender	GP	MIN	W	L	GAA	SO	SA	PCT
Al Jensen	3	139	1	2	4.32	0	75	.867
Pat Riggan	3	101	0	1	4.75	0	59	.864

# Playoff Record Book

## PLAYOFF – TEAM

### ALL-TIME APPEARANCES

23

### STANLEY CUP FINAL APPEARANCES

1 1998

### CONFERENCE FINALS APPEARANCES

2 1998, 1990

## TEAM – SEASON

### MOST GOALS

54 1988

53 1998

48 1990

### At Home

25 1998

1988

21 Three times; most recent 2009

### On Road

29 1988

28 1998

1990

### MOST GOALS AGAINST

50 1988

48 1990

42 1998

### At Home

26 1988

24 1998

21 2009

### On Road

32 1990

24 1988

23 1994

### MOST POWER-PLAY GOALS

14 1998

1988

### At Home

8 1990

### On Road

9 1988

### MOST POWER-PLAY ATTEMPTS

99 1988

### At Home

51 1988

### On Road

48 1988

### MOST POWER-PLAY GOALS ALLOWED

15 1998

13 Three times; most recent 2009

### At Home

9 1998

### On Road

9 1990

### MOST SHORTHANDED GOALS

4 1988

### MOST SHORTHANDED GOALS ALLOWED

3 1990

### MOST SHOTS

529 1998

424 1988

### MOST SHOTS ALLOWED

740 1998

422 2009

421 1988

### MOST PENALTY MINUTES

529 1988

### MOST PENALTY MINUTES, OPPONENTS

647 1988

### MOST SHUTOUTS

4 1998

2 2009

### MOST TIMES SHUTOUT

2 1998

1 Nine times; most recent 2012

### MOST CONSECUTIVE SHUTOUTS

2 5/13/98 to 5/15/98

### FEWEST GOALS

8 2000

10 2001

11 1983

### At Home

3 2001

4 2000

5 Three times; most recent 2003

### On Road

4 2000

5 1985

6 1983

### FEWEST GOALS AGAINST

14 Three times; most recent 2003

17 2000

### At Home

4 2001

6 1985

9 Three times; most recent 2011

### On Road

5 2003

6 Twice; most recent 2000

7 1983

### FEWEST POWER-PLAY GOALS

1 2010

1983

### FEWEST POWER-PLAY GOALS ALLOWED

3 Twice; most recent 1983

### FEWEST POWER-PLAY ATTEMPTS

21 2000

22 2001

25 1983

### FEWEST POWER-PLAY ATTEMPTS, OPPONENTS

17 1985

### FEWEST SHOTS

127 1983

### FEWEST SHOTS ALLOWED

109 2000

125 1985

### FEWEST PENALTY MINUTES

65 2010

83 2000

84 Twice; most recent 2011

### FEWEST PENALTY MINUTES, OPPONENTS

57 2000

78 2001

85 2010

## TEAM – SERIES

### MOST GOALS

31 1988 vs. PHI

27 1992 vs. PIT

26 1995 vs. PIT

### At Home

17 1988 vs. PHI

### On Road

15 1992 vs. PIT

1988 vs. NJ

### MOST GOALS AGAINST

29 1995 vs. PIT

25 Four times; most recent 1992 vs. PIT

### At Home

14 1988 vs. PHI

### On Road

18 1995 vs. PIT

### MOST POWER-PLAY GOALS

9 1993 vs. NYI

1989 vs. PHI

### At Home

6 1993 vs. NYI

### On Road

7 1984 vs. NYI

### MOST POWER-PLAY ATTEMPTS

52 1988 vs. NJ

### MOST POWER-PLAY GOALS ALLOWED

10 1995 vs. PIT

### At Home

5 2009 vs. PIT

1996 vs. PIT

1989 vs. PHI

### On Road

6 1995 vs. PIT

### MOST POWER-PLAY ATTEMPTS, OPPONENT

42 1996 vs. PIT

1995 vs. PIT

### MOST SHORTHANDED GOALS

3 1988 vs. PHI

### MOST SHORTHANDED GOALS ALLOWED

2 1996 vs. PIT

1990 vs. NYR

### MOST SHOTS

292 2010 vs. MTL

273 1987 vs. NYI

### MOST SHOTS ALLOWED

256 2009 vs. PIT

### MOST PENALTY MINUTES

305 1988 vs. NJ

### MOST PENALTY MINUTES, OPPONENT

349 1988 vs. NJ

### FEWEST GOALS

6 1989 vs. BOS

7 1998 vs. DET

8 2000 vs. PIT

### At Home

2 1998 vs. DET

1991 vs. PIT

### On Road

3 Twice; most recent 1990 vs. BOS

### FEWEST GOALS AGAINST

4 1986 vs. NYI

5 1984 vs. PHI

7 1998 vs. OTT

### At Home

2 2011 vs. NYR

### On Road

1 1986 vs. NYI

1984 vs. PHI

### FEWEST POWER-PLAY GOALS

1 2010 vs. MTL

1983 vs. NYI

### FEWEST POWER-PLAY ATTEMPTS

11 1984 vs. PHI

### FEWEST POWER-PLAY GOALS ALLOWED

1 Three; most recent 2011 vs. NYR

### FEWEST POWER-PLAY ATTEMPTS, OPPONENT

7 1984 vs. PHI

### FEWEST SHOTS

90 1998 vs. OTT

1984 vs. PHI

### FEWEST SHOTS AGAINST

90 1986 vs. NYI

### FEWEST PENALTY MINUTES

36 2011 vs. TB

### FEWEST PENALTY MINUTES, OPPONENT

38 2011 vs. TB

## TEAM – GAME

### MOST GOALS

#### At Home

8 4/19/86 vs. NYR

7 4/23/90 vs. NYR

#### On Road

7 4/25/92 at PIT

4/14/88 at PHI

4/28/88 at NJ



# Playoff Record Book

## MOST GOALS AGAINST

At Home  
8 4/11/89 vs. PHI  
7 4/13/00 vs. PIT  
5/16/95 vs. PIT

On Road  
10 4/22/88 at NJ  
8 4/11/89 at PHI  
7 4/19/91 at PIT  
4/19/90 at NYR

## MOST POWER-PLAY GOALS

At Home  
3 Four times, most recent  
4/19/96 vs. PIT

On Road  
4 Twice, most recent 4/14/88 at  
PHI

## MOST POWER-PLAY GOALS ALLOWED

At Home  
3 Three times; most recent  
6/16/98 vs. DET

On Road  
4 4/29/92 at PIT

## MOST POWER-PLAY GOALS, BOTH TEAMS

5 Several times; most recent  
4/18/01 at PIT

## MOST POWER-PLAY ATTEMPTS

At Home  
11 4/9/83 vs. NYI

On Road  
11 4/22/88 at NJ

## MOST POWER-PLAY ATTEMPTS, OPPONENT

At Home  
10 4/24/96 vs. PIT

On Road  
12 4/23/92 at PIT

## MOST SHORTHANDED GOALS

1 22 times, most recent  
4/21/10 at MTL

## MOST SHORTHANDED GOALS ALLOWED

1 15 times, most recent  
4/16/03 vs. TB

## MOST SHOTS

At Home  
75 4/18/87 vs. NYI

On Road  
55 4/11/91 at NYR

## MOST SHOTS IN A REGULATION GAME

At Home  
49 4/23/90 vs. NYR

On Road  
54 4/26/10 at MTL  
40 Three times, most recent  
4/20/09 at NYR

## MOST SHOTS ALLOWED

At Home  
65 4/24/96 vs. PIT

On Road  
60 6/11/98 at DET

## MOST SHOTS ALLOWED IN A REGULATION GAME

At Home  
45 4/19/12 vs. BOS

On Road  
43 4/12/03 at TB

## MOST PENALTY MINUTES

At Home  
80 4/20/88 vs. NJ

On Road  
123 4/22/88 at NJ

## MOST PENALTY MINUTES, OPPONENT

At Home  
82 4/20/88 vs. NJ

On Road  
80 4/22/88 at NJ

## FEWEST GOALS

At Home  
0 Six times; most recent  
4/18/09 vs. NYR

On Road  
0 Five times; most recent  
4/12/12 at BOS

## FEWEST GOALS ALLOWED

At Home  
0 Five times; most recent  
4/15/11 vs. NYR

On Road  
0 Seven times; most recent  
4/20/09 at NYR

## FEWEST POWER-PLAY ATTEMPTS

0 5/13/09 vs. PIT

## FEWEST POWER-PLAY ATTEMPTS, OPPONENT

1 Five times; most recent  
4/19/12 vs. BOS

## FEWEST SHOTS

At Home  
14 5/9/90 vs. BOS

On Road  
11 5/13/98 at OTT

## FEWEST SHOTS ALLOWED

At Home  
10 4/9/90 vs. NJ

On Road  
14 4/28/12 at NYR

## FEWEST PENALTY MINUTES

At Home  
2 Three times; most recent  
4/19/12 vs. BOS

On Road  
4 5/12/12 at NYR

## FEWEST PENALTY MINUTES, OPPONENT

At Home  
0 5/13/09 vs. PIT

On Road  
2 Twice; most recent  
5/12/12 at NYR

## TEAM – PERIOD

### MOST GOALS

At Home  
4 Twice; most recent  
5/9/98 vs. OTT

On Road  
4 Four times; most recent  
4/21/10 at MTL

### MOST GOALS ALLOWED

At Home  
4 4/11/89 vs. PHI

On Road  
5 4/22/88 at NJ

### MOST POWER-PLAY GOALS

3 4/14/88 vs. PHI

### MOST POWER-PLAY GOALS ALLOWED

3 4/23/92 vs. PIT

### MOST POWER-PLAY ATTEMPTS

7 4/28/88 vs. NJ

### MOST POWER-PLAY ATTEMPTS, OPPONENT

6 4/7/91 vs. NYR

### MOST SHOTS

At Home  
19 Five times; most recent  
4/15/10 vs. MTL

On Road  
22 4/26/10 at MTL

### MOST SHOTS ALLOWED

At Home  
19 4/24/96 vs. PIT

On Road  
21 4/21/10 at MTL  
4/21/08 at PHI

### FEWEST SHOTS

At Home  
0 5/7/94 vs. NYR

On Road  
2 Twice; most recent  
4/12/12 at BOS

### FEWEST SHOTS ALLOWED

At Home  
1 4/28/09 vs. NYR  
4/21/01 vs. PIT  
4/22/96 vs. PIT

On Road  
1 4/19/94 at PIT

### MOST PENALTY MINUTES

At Home  
51 4/7/84 vs. NYI

On Road  
77 4/22/88 at NJ

### MOST PENALTY MINUTES, OPPONENT

At Home  
63 4/7/84 vs. NYI

On Road  
60 4/22/88 at NJ

## FASTEST GOALS

### FASTEST GOAL, START OF A GAME

0:15 Mike Gartner,  
4/8/87 in a 4-3 win vs. NYI

### FASTEST GOAL AGAINST, START OF A GAME

0:14 Kirk Muller,  
4/30/88 in a 3-2 loss vs. NJ

### FASTEST GOAL, START OF A PERIOD

0:15 Mike Gartner, 1st period  
4/8/97 in a 4-3 win vs. NJ

### FASTEST GOAL AGAINST, START OF A PERIOD

0:14 Kirk Muller, 1st period  
4/30/88 in a 3-2 loss vs. NJ

### FASTEST TWO GOALS, BOTH TEAMS

0:09 Bryan Trottier (NYI) and Scott  
Stevens (WSH), 4/10/86 in a  
5-2 win vs. NYI

### FASTEST TWO GOALS, CAPITALS PLAYER

0:16 Larry Murphy,  
4/10/85 in a 4-3 win vs. NYI

### FASTEST TWO GOALS, OPPOSING PLAYER

0:11 Petr Nedved,  
4/17/96 in a 6-4 win at PIT

### FASTEST TWO GOALS, TWO CAPITALS PLAYERS

0:32 Craig Laughlin and Dave  
Christian, 4/5/84 in a 6-2 win  
vs. PHI

### FASTEST TWO GOALS, OPPOSING PLAYERS

0:07 Marian Gaborik and Brandon  
Dubinsky, 4/20/11

### FASTEST THREE GOALS, BOTH TEAMS

1:14 Dave Christian (WSH), Scott  
Stevens (WSH) and Pierre  
Larouche (NYR), 4/25/86  
in a 4-2 loss vs. NYR

### FASTEST THREE GOALS, CAPITALS TEAM

2:09 Mike Gartner and Larry  
Murphy (2), 4/10/85 in a 4-3 win  
vs. NYI

### FASTEST FOUR GOALS, BOTH TEAMS

2:33 Danny Briere (PHI), Eric Fehr  
(WSH), Scott Hartnell (PHI) and  
Sami Kapanen (PHI), 4/15/08 in  
a 6-3 loss at PHI

## INDIVIDUAL – SEASON

### MOST GAMES PLAYED

21 12 players, 1998

### MOST POINTS

**21 Alex Ovechkin, 2009**  
17 Joe Juneau, 1998  
Adam Oates, 1998  
John Druce, 1990

# Playoff Record Book

## MOST GOALS

- 14 John Druce, 1990
- 11 Alex Ovechkin, 2009**
- 8 Dino Ciccarelli, 1990

## MOST ASSISTS

- 13 Andrei Nikolishin, 1998
- 12 Nicklas Backstrom, 2009**
- 11 Adam Oates, 1998
- Mike Ridley, 1992

## MOST PENALTY MINUTES

- 98 Dale Hunter, 1988
- 92 Neil Sheehy, 1990
- 61 Dale Hunter, 1990

## MOST POWER-PLAY GOALS

- 8 John Druce, 1990

## MOST SHORTHANDED GOALS

- 2 Bob Gould, 1988

## MOST GAME-WINNING GOALS

- 5 Joe Juneau, 1998
- John Druce, 1990

## BEST PLUS/MINUS RATING

- +10 Alex Ovechkin, 2009**
- +9 Tom Poti, 2010**
- Calle Johansson, 1998
- Dave Christian, 1988
- Scott Stevens, 1986

## MOST CONSECUTIVE GAMES WITH A POINT

- 9 Nicklas Backstrom, 4/24/09 to 5/11/09 vs. NYR, PIT**
- 7 Geoff Courtinall, 4/13/90 to 4/27/90 vs. NJ, NYR

## MOST CONSECUTIVE GAMES WITH A GOAL

- 7 John Druce, 4/15/90 to 5/3/90 vs. NJ, NYR, BOS

## MOST CONSECUTIVE GAMES WITH AN ASSIST

- 6 Mike Ridley, 4/21/92 to 5/1/92 vs. PIT
- Scott Stevens, 4/14/87 to 4/9/88 vs. NYI, PHI

## GOALTENDER – SEASON

### MOST GAMES PLAYED

- 21 Olie Kolzig, 1998
- 14 Braden Holtby, 2012**
- 13 Semyon Varlamov, 2009

### MOST MINUTES

- 1,351 Olie Kolzig, 1998
- 922 Braden Holtby, 2012**
- 759 Semyon Varlamov, 2009

### MOST WINS

- 12 Olie Kolzig, 1998
- 7 Braden Holtby, 2012**
- Semyon Varlamov, 2009
- Pete Peeters, 1988

### MOST SHUTOUTS

- 4 Olie Kolzig, 1998
- 2 Semyon Varlamov, 2009

## LOWEST GAA (minimum 60 minutes)

- 1.75 Bob Mason, 1987
- 1.94 Olie Kolzig, 1996
- 1.95 Braden Holtby, 2012**
- Olie Kolzig, 1998

## HIGHEST SAVE PERCENTAGE

- .941 Olie Kolzig, 1998
- .937 Bob Mason, 1987
- .935 Braden Holtby, 2012**

## MOST SHOTS AGAINST

- 740 Olie Kolzig, 1998
- 459 Braden Holtby, 2012**
- 389 Semyon Varlamov, 2009

## MOST SAVES MADE

- 696 Olie Kolzig, 1998
- 429 Braden Holtby, 2012**
- 357 Semyon Varlamov, 2009

## MOST CONSECUTIVE STARTS, GOALTENDER

- 38 Olie Kolzig, 4/22/98 to 4/20/03

## MOST CONSECUTIVE GAMES PLAYED, GOALTENDER

- 41 Olie Kolzig, 4/24/96 to 4/20/03

## MOST CONSECUTIVE WINS, GOALTENDER

- 5 Semyon Varlamov, 4/24/09 to 5/4/09 vs. NYR, PIT

## MOST CONSECUTIVE SHUTOUT MINUTES

- 168:42 Olie Kolzig, 5/11/98 to 5/23/98

## INDIVIDUAL – SERIES

### MOST POINTS

- 14 Alex Ovechkin, 2009 vs. PIT**
- 11 Dino Ciccarelli, 1990 vs. NJ
- John Druce, 1990 vs. NYR
- Mike Ridley, 1992 vs. PIT

### MOST GOALS

- 9 John Druce, 1990 vs. NYR

### MOST ASSISTS

- 11 Mike Ridley, 1992 vs. PIT

### MOST PENALTY MINUTES

- 58 Neil Sheehy, 1990 vs. NYR

### MOST POWER-PLAY GOALS

- 5 John Druce, 1990 vs. NYR

### MOST SHORTHANDED GOALS

- 2 Bob Gould, 1988 vs. PHI

### MOST GAME-WINNING GOALS

- 2 Several times; most recent Jason Chimera, 2011 vs. NYR**

## INDIVIDUAL – GAME

### MOST POINTS

- 5 Alan Haworth, 4/19/86 vs. NYR

### MOST GOALS

- 4 Dino Ciccarelli, 4/25/92 at PIT

## MOST ASSISTS

- 4 Andrei Nikolishin, 5/28/98 at BUF
- Scott Stevens, 4/28/88 at NJ

## MOST POWER-PLAY GOALS

- 2 Seven times; most recent Steve Konowalchuk, 4/18/01 at PIT

## MOST PENALTY MINUTES

- 32 Dale Hunter, 4/22/88 at NJ

## MOST POINTS, OPPONENT

- 8 Patrik Sundstrom, 4/22/88 at NJ

## MOST GOALS, OPPONENT

- 4 Mark Johnson, 4/22/88 at NYI
- Ray Ferraro, 4/26/93 vs. NYI

## MOST ASSISTS, OPPONENT

- 5 Patrik Sundstrom, 4/22/88 at NJ

## MOST POWER-PLAY GOALS, OPPONENT

- 3 Mark Johnson, 4/22/88 at NJ

## MOST PENALTY MINUTES, OPPONENT

- 37 Jim Korn, 4/28/88 at NJ

## GOALTENDER – GAME

### MOST SAVES

- 62 Olie Kolzig, 4/24/96 in a 3-2 loss vs. PIT

### MOST SHOTS AGAINST IN A REGULATION GAME

- 48 Olie Kolzig, 6/11/98 at DET

### MOST SHOTS AGAINST IN AN OVERTIME GAME

- 63 Olie Kolzig, 4/24/96 vs. PIT

## INDIVIDUAL – PERIOD

### MOST POINTS

- 3 Several times; most recent Jaromir Jagr, 4/12/03 at TB

### MOST GOALS

- 3 Dino Ciccarelli, 4/25/92 at PIT

### MOST ASSISTS

- 3 Several times; most recent Joe Juneau, 4/19/96 at PIT

### MOST PENALTY MINUTES

- 24 Dale Hunter, 4/22/88 at NJ

### MOST POINTS, OPPONENT

- 4 Mario Lemieux, 4/23/92 at PIT

### MOST GOALS, OPPONENT

- 3 Ray Ferraro, 4/26/93 vs. NYI

### MOST ASSISTS, OPPONENT

- 3 Ron Francis, 5/8/95 at PIT
- Brian Leetch, 5/9/94 at NYR
- Paul Coffey, 4/19/91 at PIT

## MOST PENALTY MINUTES, OPPONENT

- 27 Jim Korn, 4/28/88 at NJ
- Greg Smyth, 4/14/88 at PHI



WASHINGTON'S **TRUSTED** SOURCE FOR  
**NEWS, TRAFFIC & WEATHER**

**ANY TIME.  
WTOP  
ANYWHERE.**

**ON AIR**



**103.5 FM | wtop.com**  
**ON AIR. ONLINE. ON THE GO.**

 **/wtopnews**

 **@WTOP**

# OPPONENTS





# Anaheim Ducks

## CLUB INFORMATION

**Founded** ..... 1993-94  
**Home Arena** ..... Honda Center (17,174)  
**Stanley Cups** ..... 2007  
**Chief Executive Officer** ..... Michael Schulman  
**Executive Vice President/General Manager** ..... Bob Murray  
**Head Coach** ..... Bruce Boudreau  
**Assistant Coaches** ..... Brad Lauer, Bob Woods  
**Director of Media & Communications** ..... Alex Gilchrist  
 2011-12 Record ..... 34-36-12 (80 points)  
 2011-12 Finish ..... 5th, Pacific Division  
 2011-12 Playoffs ..... DNQ

Honda Center  
 2695 E. Katella Ave.  
 Anaheim, CA 92806  
 714.940.2900  
 Fax: 714.940.2953  
<http://ducks.nhl.com>



## ALL-TIME SERIES HISTORY

YEAR	TOTALS									HOME									AWAY								
	GP	W	L	T	OT	PTS	GF	GA		GP	W	L	T	OT	PTS	GF	GA		GP	W	L	T	OT	PTS	GF	GA	
93-94	2	2	0	0	-	4	8	2		1	1	0	0	-	2	3	0		1	1	0	0	-	2	5	2	
94-95	Teams did not meet in 1994-95																										
95-96	2	0	1	1	-	1	3	4		1	0	1	0	-	0	1	2		1	0	0	1	-	1	2	2	
96-97	2	0	2	0	-	0	5	9		1	0	1	0	-	0	1	4		1	0	1	0	-	0	4	5	
97-98	2	1	1	0	-	2	7	8		1	1	0	0	-	2	3	2		1	0	1	0	-	0	4	6	
98-99	2	1	1	0	-	2	1	1		1	1	0	0	-	2	1	0		1	0	1	0	-	0	0	1	
99-00	2	0	2	0	0	0	3	12		1	0	1	0	0	0	1	7		1	0	1	0	0	0	2	5	
00-01	2	1	1	0	0	2	4	5		1	0	1	0	0	0	0	2		1	1	0	0	0	2	4	3	
01-02	2	1	1	0	0	2	5	3		1	1	0	0	0	2	4	1		1	0	1	0	0	0	1	2	
02-03	1	0	1	0	0	0	0	3		0	0	0	0	0	0	0	0		1	0	1	0	0	0	0	3	
03-04	1	0	1	0	0	0	2	4		1	0	1	0	0	0	2	4		0	0	0	0	0	0	0	0	
05-06	1	1	0	-	0	2	3	2		0	0	0	-	0	0	0	0		1	1	0	-	0	2	3	2	
06-07	1	0	1	-	0	0	1	6		1	0	1	-	0	0	1	6		0	0	0	-	0	0	0	0	
07-08	Teams did not meet in 2007-08																										
08-09	1	1	0	-	0	2	6	4		0	0	0	-	0	0	0	0		1	1	0	-	0	2	6	4	
09-10	1	1	0	-	0	2	5	1		1	1	0	-	0	2	5	1		0	0	0	-	0	0	0	0	
10-11	2	1	0	-	1	3	8	8		1	0	0	-	1	1	1	2		1	1	0	-	0	2	7	6	
11-12	1	1	0	-	0	2	5	4		1	1	0	-	0	2	5	4		0	0	0	-	0	0	0	0	
<b>Totals</b>	<b>25</b>	<b>11</b>	<b>12</b>	<b>1</b>	<b>1</b>	<b>24</b>	<b>66</b>	<b>76</b>		<b>13</b>	<b>6</b>	<b>6</b>	<b>0</b>	<b>1</b>	<b>13</b>	<b>28</b>	<b>35</b>		<b>12</b>	<b>5</b>	<b>6</b>	<b>1</b>	<b>0</b>	<b>11</b>	<b>38</b>	<b>41</b>	

## SERIES INFORMATION

	Overall	at Washington	at Anaheim
All-Time Series (W-L-T-OT)	WSH trails, 11-12-1-1	WSH trails, 6-6-0-1	WSH trails, 5-6-1-0
Current Streak	2 WSH wins (2/16/11-11/01/11)	2 WSH wins (2/16/11-11/01/1)	3 WSH wins (1/13/06-2/16/11)
Last Washington Win	11/01/11 (5-4 ot)	11/01/11 (5-4 ot)	2/16/11 (7-6)
Last Anaheim Win	12/15/10 (2-1 ot)	12/15/10 (2-1 ot)	12/11/02 (3-0)
Last Tie	11/29/95 (2-2)	none	11/29/95 (2-2)
Last Overtime Game	11/01/11 (W, 5-4)	12/15/10 (L, 2-1)	1/13/06 (W, 3-2)
Overtime Record	2-1-1	1-1-0	1-0-1
Last 10 Games (W-L-T-OT)	5-4-0-2	4-4-0-2	3-6-1-0
Longest Unbeaten Streak	3 (10/29/93-11/29/95)	2 (1/1/98-10/10/98)	3 (1/13/06-2/16/11)
Longest Winning Streak	2 (four times)	2 (1/1/98-10/10/98)	3 (1/13/06-2/16/11)
Longest Winless Streak	5 (11/29/95-2/28/97)	2 (three times)	5 (11/29/95-10/28/99)
Longest Losing Streak	4 (12/13/96-2/28/97)	2 (three times)	4 (12/13/96-10/28/99)
Washington Shutouts (Last)	2 (10/10/98)	2 (10/10/98)	none
Anaheim Shutouts (Last)	3 (12/11/02)	1 (3/13/01)	2 (12/11/02)
Last Washington Hat Trick	A. Semin (2/16/11)	none	A. Semin (2/16/11)
Last Anaheim Hat Trick	none	none	none
Most Washington Goals	7 (2/16/11)	5 (1/27/10)	7 (11/19/08)
Most Anaheim Goals	7 (10/19/99)	7 (10/19/99)	6 (two times)



# Anaheim Ducks

## 2011-12 WASHINGTON CAPITALS VS. ANAHEIM DUCKS

CAPITALS WON SEASON SERIES, 1-0-0 • ANAHEIM 0-0-1

WASHINGTON NOV 1, 2011      DUCKS 4      CAPITALS 5 (OT)      ATTEND 18,506      GOALTENDERS JONAS HILLER / TOMAS VOKOUN      W. GOAL NICKLAS BACKSTROM

CAPITALS														DUCKS													
GP	G	A	P	+/-	PIM	PP	SH	GW	EN	S	%	GP	G	A	P	+/-	PIM	PP	SH	GW	EN	S	%				
BROOKS LAICH	1	0	3	3	3	0	0	0	0	0	3	0	TEEMU SELANNE	1	2	2	4	3	0	0	0	0	0	4	50		
NICKLAS BACKSTROM	1	2	0	2	1	0	0	0	1	0	3	66.7	CAM FOWLER	1	0	3	3	0	2	0	0	0	0	0	0		
JOEL WARD	1	1	1	2	3	0	0	0	0	0	3	33.3	SAKU KOIVU	1	1	1	2	3	0	0	0	0	0	1	100		
DENNIS WIDEMAN	1	1	1	2	1	0	0	0	0	0	3	33.3	COREY PERRY	1	1	0	1	-2	2	1	0	0	0	3	33.3		
JASON CHIMERA	1	0	2	2	3	0	0	0	0	0	3	0	FRAN. BEAUCHEMIN	1	0	0	0	0	0	0	0	0	0	0	0		
TROY BROUWER	1	1	0	1	-1	0	0	0	0	0	4	25	TONI LYDMAN	1	0	0	0	-1	0	0	0	0	0	1	0		
JOHN ERSKINE	1	0	1	1	1	0	0	0	0	0	2	0	MATT BELESKY	1	0	0	0	0	0	0	0	0	0	0	0		
ALEX OVECHKIN	1	0	1	1	0	0	0	0	0	0	4	0	NICK BONINO	1	0	0	0	-2	0	0	0	0	0	2	0		
JEFF SCHULTZ	1	0	1	1	2	0	0	0	0	0	0	0	SHELDON BROOKBANK	1	0	0	0	-2	0	0	0	0	0	0	0		
KARL ALZNER	1	0	0	0	3	0	0	0	0	0	1	0	ANDREW COGLIANO	1	0	0	0	2	0	0	0	0	0	2	0		
JOHN CARLSON	1	0	0	0	0	0	0	0	0	0	2	0	RYAN GETZLAF	1	0	0	0	-2	0	0	0	0	0	0	0		
CODY EAKIN	1	0	0	0	0	0	0	0	0	0	3	0	ANDREW GORDON	1	0	0	0	-1	0	0	0	0	0	0	0		
ROMAN HAMRLIK	1	0	0	0	-3	0	0	0	0	0	0	0	MAXIME MACENAUER	1	0	0	0	-1	2	0	0	0	0	0	0		
MATT HENDERICKS	1	0	0	0	0	5	0	0	0	0	3	0	BRANDON MCMILLAN	1	0	0	0	-2	0	0	0	0	0	0	0		
MARCUS JOHANSSON	1	0	0	0	-1	0	0	0	0	0	2	0	BOBBY RYAN	1	0	0	0	-2	0	0	0	0	0	2	0		
MIKE KNUBLE	1	0	0	0	-1	0	0	0	0	0	1	0	LUCA SBISA	1	0	0	0	-1	0	0	0	0	0	0	0		
MATHIEU PERREAULT	1	0	0	0	0	0	0	0	0	0	0	0	DEVANTE SMITH-PELLY	1	0	0	0	0	0	0	0	0	0	0	0		
ALEXANDER SEMIN	1	0	0	0	-1	0	0	0	0	0	3	0	LUBOMIR VISNOVSKY	1	0	0	0	0	0	0	0	0	0	0	0		

GOALTENDER												GOALTENDER											
GP	MIN	GA	GAA	SO	W	L	OT	SA	SV%	GP	MIN	GA	GAA	SO	W	L	OT	SA	SV%				
TOMAS VOKOUN	1	62	4	3.87	0	1	0	0	15	0.733	JONAS HILLER	1	62	5	4.82	0	0	0	1	40	0.875		

POWER PLAY 0 - 3 (0%)      PENALTY KILLING      0 - 1 (0%)      POWER PLAY 1-1 (100.0%)      PENALTY KILLING      3-3 (100.0%)



# Boston Bruins

## CLUB INFORMATION

**Founded** .....1924-25  
**Home Arena** .....TD Garden (17,565)  
**Stanley Cups** .....6 (most recent, 2011)  
**General Manager** .....Peter Chiarelli  
**Head Coach** .....Claude Julien  
**Assistant Coaches** .....Doug Houda, Geoff Ward, Doug Jarvis  
**Director of Communications** .....Matthew Chmura  
 2011-12 Record .....49-29-4 (102 points)  
 2011-12 Finish .....1st, Northeast Division  
 2011-12 Playoffs .....E. Conf. quarterfinals (def. by WSH, 4-3)

TD Garden  
 100 Legends Way  
 Boston, MA 02114  
 617.624.2327  
 Fax: 617.523.7184  
 www.bostonbruins.com



## 2012-13 MEETINGS

March 5 at Washington  
 March 16 at Boston  
 April 27 at Washington

## ALL-TIME SERIES HISTORY

YEAR	TOTALS					PTS	GF	GA	HOME					PTS	GF	GA	AWAY							
	GP	W	L	T	OT				GP	W	L	T	OT				GP	W	L	T	OT	PTS	GF	GA
74-75	5	0	4	1	-	1	10	41	2	0	1	1	-	1	3	11	3	0	3	0	-	0	7	30
75-76	5	0	4	1	-	1	14	20	3	0	2	1	-	1	9	13	2	0	2	0	-	0	5	7
76-77	5	0	4	1	-	1	12	20	2	0	2	0	-	0	3	7	3	0	2	1	-	1	9	13
77-78	5	0	4	1	-	1	10	25	3	0	2	1	-	1	9	15	2	0	2	0	-	0	1	10
78-79	4	0	3	1	-	1	10	20	2	0	1	1	-	1	6	9	2	0	2	0	-	0	4	11
79-80	4	1	2	1	-	3	13	15	2	1	1	0	-	2	8	9	2	0	1	1	-	1	5	6
80-81	4	1	2	1	-	3	9	18	2	0	1	1	-	1	3	9	2	1	1	0	-	2	6	9
81-82	3	0	3	0	-	0	8	16	1	0	1	0	-	0	4	7	2	0	2	0	-	0	4	9
82-83	3	3	0	0	-	6	12	8	2	2	0	0	-	4	10	7	1	1	0	0	-	2	2	1
83-84	3	1	2	0	-	2	5	9	1	0	1	0	-	0	1	4	2	1	1	0	-	2	4	5
84-85	3	2	1	0	-	4	12	8	2	1	1	0	-	2	7	4	1	1	0	0	-	2	5	4
85-86	3	2	0	1	-	5	10	6	1	1	0	0	-	2	6	3	2	1	0	1	-	3	4	3
86-87	3	1	1	1	-	3	8	8	2	1	0	1	-	3	6	5	1	0	1	0	-	0	2	3
87-88	3	2	1	0	-	4	10	5	1	1	0	0	-	2	4	1	2	1	1	0	-	2	6	4
88-89	3	1	1	1	-	3	11	7	2	0	1	1	-	1	4	5	1	1	0	0	-	2	7	2
89-90	3	1	2	0	-	2	13	13	1	0	1	0	-	0	3	5	2	1	1	0	-	2	10	8
90-91	3	1	1	1	-	3	11	11	2	0	1	1	-	1	6	8	1	1	0	0	-	2	5	3
91-92	3	1	1	1	-	3	12	12	2	1	1	0	-	2	7	7	1	0	0	1	-	1	5	5
92-93	3	1	2	0	-	2	13	11	1	1	0	0	-	2	6	2	2	0	2	0	-	0	7	9
93-94	4	0	4	0	-	0	10	23	2	0	2	0	-	0	5	9	2	0	2	0	-	0	5	14
94-95	3	2	0	1	-	5	6	3	1	1	0	0	-	2	2	1	2	1	0	1	-	3	4	2
95-96	4	2	2	0	-	4	11	11	2	0	2	0	-	0	5	9	2	2	0	0	-	4	6	2
96-97	4	1	1	2	-	4	11	11	2	0	0	2	-	2	5	5	2	1	1	0	-	2	6	6
97-98	4	1	2	1	-	3	5	7	2	1	1	0	-	2	4	4	2	0	1	1	-	1	1	3
98-99	4	1	3	0	-	2	13	14	2	1	1	0	-	2	6	5	2	0	2	0	-	0	7	9
99-00	4	1	1	2	0	4	7	7	2	0	1	1	0	1	2	5	2	1	0	1	0	3	5	2
00-01	4	2	1	1	0	5	7	7	2	1	0	1	0	3	4	3	2	1	1	0	0	2	3	4
01-02	4	2	2	0	0	4	7	12	2	2	0	0	0	4	3	1	2	0	2	0	0	0	4	11
02-03	4	1	1	1	1	4	14	18	2	1	1	0	0	2	7	10	2	0	0	1	1	2	7	8
03-04	4	1	2	1	0	3	12	14	2	1	1	0	0	2	7	8	2	0	1	1	0	1	5	6
05-06	4	1	2	-	1	3	9	11	2	0	1	-	1	1	5	7	2	1	1	-	0	2	4	4
06-07	4	0	0	-	4	4	9	10	2	0	0	-	2	2	4	4	2	0	0	-	2	2	5	6
07-08	4	2	2	-	0	4	13	7	2	2	0	-	0	4	12	3	2	0	2	-	0	0	1	4
08-09	4	3	0	-	1	7	11	8	2	2	0	-	0	4	5	2	2	1	0	-	1	3	6	6
09-10	4	3	0	-	1	7	14	8	2	1	0	-	1	3	6	6	2	2	0	-	0	4	8	2
10-11	4	1	3	-	0	2	9	13	2	1	1	-	0	2	6	6	2	0	2	-	0	0	3	7
11-12	4	3	1	-	0	6	13	12	2	1	1	-	0	2	6	7	2	2	0	-	0	4	7	5
<b>Totals</b>	<b>139</b>	<b>45</b>	<b>65</b>	<b>21</b>	<b>8</b>	<b>119</b>	<b>384</b>	<b>469</b>	<b>69</b>	<b>24</b>	<b>29</b>	<b>12</b>	<b>4</b>	<b>64</b>	<b>199</b>	<b>226</b>	<b>70</b>	<b>21</b>	<b>36</b>	<b>9</b>	<b>4</b>	<b>55</b>	<b>185</b>	<b>243</b>

## SERIES INFORMATION

	Overall	at Washington	at Boston
All-Time Series (W-L-T-OT)	WSH trails, 45-65-21-8	WSH trails, 24-29-12-4	WSH trails, 21-36-9-4
Current Streak	2 WSH wins (3/10/12 - 3/29/12)	1 BOS win (2/29/12)	2 WSH wins (3/10/12 - 3/29/12)
Last Washington Win	3/29/12 (3-2 SO)	1/24/12 (5-3)	3/29/12 (3-2 SO)
Last Boston Win	2/5/12 (4-1)	2/5/12 (4-1)	12/18/10 (3-2)
Last Tie	4/1/04 (3-3)	1/20/03 (3-3)	4/1/04 (3-3)
Last Overtime Game	3/29/12 (W, 3-2 so)	4/11/10 (L, 4-3 so)	3/29/12 (W, 3-2 so)
Overtime Record	7-8-21	3-4-12	4-4-9
Last 10 Games (W-L-OT)	5-4-1	7-2-1	5-4-1
Longest Unbeaten Streak	4 (four times)	5 (two times)	4 (two times)
Longest Winning Streak	4 (2/28/09-4/5/10)	5 (3/3/08-4/5/10)	3 (three times)
Longest Winless Streak	26 (11/7/74-11/15/79)	13 (1/7/75-10/13/79)	15 (11/7/74-12/7/80)
Longest Losing Streak	6 (two times)	5 (12/29/03-2/6/07)	6 (two times)
Washington Shutouts (Last)	5 (1/14/02)	1 (1/14/02)	4 (12/2/00)
Boston Shutouts (Last)	7 (1/3/08)	3 (2/25/00)	4 (1/3/08)
Last Washington Hat Trick	M. Perreault (1/24/12)	M. Perreault (1/24/12)	C. Clark (3/15/07)
Last Boston Hat Trick	C. Neely (1/2/94)	R. Middleton (12/23/81)	C. Neely (1/2/94)
Most Washington Goals	10 (3/3/08)	10 (3/3/08)	7 (two times)
Most Boston Goals	12 (12/14/74)	8 (3/4/75)	12 (12/14/74)



# Boston Bruins

## 2011-12 WASHINGTON CAPITALS VS. BOSTON BRUINS

CAPITALS WON SEASON SERIES, 3-1-0 • BOSTON 1-3-0

BOSTON	BRUINS	CAPITALS	ATTEND	GOALTENDERS	W. GOAL
MAR 10, 2012	3	4	17,565	TOMAS VOKOUN / TIM THOMAS	BROOKS LAICH
MAR 29, 2012	2	3	17,565	MICHAL NEUVIRTH / TIM THOMAS	BROOKS LAICH
WASHINGTON	BRUINS	CAPITALS	ATTEND	GOALTENDERS	W. GOAL
JAN 24, 2012	3	5	18,506	TOMAS VOKOUN / TUUKKA RASK	MATHIEU PERREULT
FEB 5, 2012	4	1	18,506	TIM THOMAS / TOMAS VOKOUN	BRAD MARCHAND

CAPITALS	GP	G	A	P	+/-	PIM	PP	SH	GW	EN	S	%	BRUINS	GP	G	A	P	+/-	PIM	PP	SH	GW	EN	S	%
MATHIEU PERREULT	4	3	1	4	4	6	0	0	1	0	7	42.9	BRAD MARCHAND	4	3	2	5	2	0	1	0	1	0	11	27.3
MARCUS JOHANSSON	4	2	2	4	3	0	0	0	0	0	5	40.0	PATRICE BERGERON	4	0	5	5	5	2	0	0	0	0	4	0.0
DENNIS WIDEMAN	4	2	1	3	-1	0	0	0	0	1	12	16.7	MILAN LUCIC	4	2	1	3	1	2	0	0	0	0	5	40.0
ALEXANDER SEMIN	4	1	2	3	2	2	0	0	0	0	7	14.3	RICH PEVERLEY	3	2	1	3	2	0	0	0	0	1	8	25.0
ALEX OVECHKIN	3	0	3	3	-1	0	0	0	0	0	16	0.0	TYLER SEGUIN	4	2	0	2	0	0	0	0	0	0	13	15.4
JAY BEAGLE	3	1	1	2	-1	0	0	0	0	0	3	33.3	DAVID KREJCI	4	1	1	2	-3	4	0	0	0	0	4	25.0
TROY BROUWER	4	0	2	2	-4	0	0	0	0	0	6	0.0	DENNIS SEIDENBERG	3	0	2	2	-1	0	0	0	0	0	11	0.0
JOEL WARD	3	0	2	2	2	0	0	0	0	0	5	0.0	ZDENO CHARA	4	0	2	2	0	2	0	0	0	0	6	0.0
ROMAN HAMRLIK	4	0	2	2	2	2	0	0	0	0	6	0.0	JOHNNY BOYCHUK	4	1	0	1	3	0	0	0	0	0	10	10.0
DMITRI ORLOV	4	0	2	2	0	0	0	0	0	0	1	0.0	ANDREW FERENCE	2	1	0	1	2	0	0	0	0	0	4	25.0
BROOKS LAICH	4	1	0	1	0	0	1	0	1	0	8	12.5	CHRIS KELLY	4	0	1	1	1	0	0	0	0	0	5	0.0
MATT HENDRICKS	4	1	0	1	-3	7	0	0	0	0	8	12.5	JORDAN CARON	3	0	1	1	2	0	0	0	0	0	10	0.0
CODY EAKIN	2	1	0	1	0	0	0	0	0	0	2	50.0	STEVEN KAMPFER	1	0	1	1	0	0	0	0	0	0	0	0.0
KARL ALZNER	4	0	1	1	1	2	0	0	0	0	4	0.0	ADAM MCQUAID	4	0	1	1	-2	7	0	0	0	0	0	0.0
JEFF HALPERN	2	0	1	1	-1	0	0	0	0	0	3	0.0	DANIEL PAILLE	2	0	0	0	-3	0	0	0	0	0	5	0.0
MIKE GREEN	1	0	0	0	0	0	0	0	0	0	2	0.0	GREGORY CAMPBELL	4	0	0	0	-3	0	0	0	0	0	2	0.0
JEFF SCHULTZ	2	0	0	0	0	0	0	0	0	0	3	0.0	GREG ZANON	2	0	0	0	0	4	0	0	0	0	2	0.0
JOHN ERSKINE	1	0	0	0	1	0	0	0	0	0	0	0.0	LANE MACDERMID	1	0	0	0	-1	0	0	0	0	0	3	0.0
JASON CHIMERA	4	0	0	0	-1	19	0	0	0	0	8	0.0	MIKE MOTTAU	1	0	0	0	0	0	0	0	0	0	0	0.0
KEITH AUCOIN	3	0	0	0	1	0	0	0	0	0	2	0.0	ZACH HAMILL	1	0	0	0	-1	0	0	0	0	0	1	0.0
MIKE KNUBLE	4	0	0	0	-3	0	0	0	0	0	1	0.0	JOE CORVO	4	0	0	0	-2	0	0	0	0	0	7	0.0
JOHN CARLSON	4	0	0	0	-2	0	0	0	0	0	3	0.0	SHAWN THORNTON	4	0	0	0	-3	0	0	0	0	0	6	0.0
													BRIAN ROLSTON	2	0	0	0	0	0	0	0	0	0	4	0.0
													BENOIT POULIOT	3	0	0	0	0	0	0	0	0	0	2	0.0

GOALTENDER	GP	MIN	GA	GAA	SO	W	L	OT	SA	SV%	GOALTENDER	GP	MIN	GA	GAA	SO	W	L	OT	SA	SV%
TOMAS VOKOUN	4	197	9	2.73	1	2	1	0	101	.911	TIM THOMAS	3	183	7	2.29	0	1	1	1	89	.921
MICHAL NEUVIRTH	1	46	2	2.58	0	1	0	0	21	.905	TUUKKA RASK	1	58	4	4.08	0	0	1	0	22	.818

POWER PLAY	1 - 6 (16.7%)	PENALTY KILLING	7 - 8 (87.5%)	POWER PLAY	1 - 8 (12.5%)	PENALTY KILLING	5 - 6 (83.3%)
------------	---------------	-----------------	---------------	------------	---------------	-----------------	---------------



# Buffalo Sabres

## CLUB INFORMATION

**Founded** .....1970-71  
**Home Arena** ..... **First Niagara Center (19,039)**  
**Stanley Cups** .....none  
**General Manager** ..... **Darcy Regier**  
**Head Coach** ..... **Lindy Ruff**  
**Assistant Coaches**..... **James Patrick, Kevyn Adams, Teppo Numminen**  
**V.P., Public & Community Relations** ..... **Michael Gilbert**  
 2011-12 Record ..... 39-32-11 (89 points)  
 2011-12 Finish .....3rd, Northeast Division  
 2011-12 Playoffs .....DNQ

First Niagara Center  
 One Seymour H. Knox  
 III Plaza  
 Buffalo, NY 14203  
 716.855.4100  
 Fax: 716.855.4110  
 www.sabres.com



## 2012-13 MEETINGS

Jan. 27 at Washington  
 March 17 at Washington  
 March 30 at Buffalo

## ALL-TIME SERIES HISTORY

YEAR	TOTALS									HOME									AWAY								
	GP	W	L	T	OT	PTS	GF	GA		GP	W	L	T	OT	PTS	GF	GA	GP	W	L	T	OT	PTS	GF	GA		
74-75	5	0	5	0	-	0	12	34		3	0	3	0	-	0	7	18	2	0	2	0	-	0	5	16		
75-76	5	0	4	1	-	1	14	32		2	0	1	1	-	1	5	8	3	0	3	0	-	0	9	24		
76-77	5	1	4	0	-	2	11	18		2	0	2	0	-	0	4	9	3	1	2	0	-	2	7	9		
77-78	5	1	3	1	-	3	17	23		3	1	1	1	-	3	14	14	2	0	2	0	-	0	3	9		
78-79	4	0	3	1	-	1	9	17		2	0	2	0	-	0	4	8	2	0	1	1	-	1	5	9		
79-80	4	0	4	0	-	0	7	19		2	0	2	0	-	0	4	11	2	0	2	0	-	0	3	8		
80-81	4	0	2	2	-	2	13	19		2	0	1	1	-	1	7	10	2	0	1	1	-	1	6	9		
81-82	3	0	3	0	-	0	7	12		1	0	1	0	-	0	2	4	2	0	2	0	-	0	5	8		
82-83	3	0	3	0	-	0	6	16		2	0	2	0	-	0	4	13	1	0	1	0	-	0	2	3		
83-84	3	0	2	1	-	1	6	11		1	0	1	0	-	0	2	4	2	0	1	1	-	1	4	7		
84-85	3	1	2	0	-	2	5	9		2	1	1	0	-	2	3	6	1	0	1	0	-	0	2	3		
85-86	3	1	1	1	-	3	7	7		1	0	0	1	-	1	2	2	2	1	1	0	-	2	5	5		
86-87	3	1	2	0	-	2	8	12		2	0	2	0	-	0	5	10	1	1	0	0	-	2	3	2		
87-88	3	0	2	1	-	1	11	14		1	0	0	1	-	1	3	3	2	0	2	0	-	0	8	11		
88-89	3	3	0	0	-	6	17	9		2	2	0	0	-	4	11	5	1	1	0	0	-	2	6	4		
89-90	3	1	1	1	-	3	10	8		1	0	0	1	-	1	1	1	2	1	1	0	-	2	9	7		
90-91	3	0	3	0	-	0	6	13		2	0	2	0	-	0	4	8	1	0	1	0	-	0	2	5		
91-92	3	1	1	1	-	3	8	10		1	1	0	0	-	2	3	1	2	0	1	1	-	1	5	9		
92-93	4	2	2	0	-	4	14	13		2	2	0	0	-	4	10	5	2	0	2	0	-	0	4	8		
93-94	4	2	1	1	-	5	12	15		2	1	0	1	-	3	7	6	2	1	1	0	-	2	5	9		
94-95	3	1	2	0	-	2	6	4		2	1	1	0	-	2	5	2	1	0	1	0	-	0	1	2		
95-96	4	2	1	1	-	5	10	6		2	1	1	0	-	2	3	3	2	1	0	1	-	3	7	3		
96-97	4	1	2	1	-	3	12	13		2	0	2	0	-	0	2	8	2	1	0	1	-	3	10	5		
97-98	4	2	2	0	-	4	11	12		2	1	1	0	-	2	6	5	2	1	1	0	-	2	5	7		
98-99	4	2	2	0	-	4	4	6		2	1	1	0	-	2	3	3	2	1	1	0	-	2	1	3		
99-00	4	2	1	1	0	5	8	9		2	1	0	1	0	3	3	2	2	1	1	0	0	2	5	7		
00-01	4	1	2	1	0	3	8	8		2	0	1	1	0	1	4	5	2	1	1	0	0	2	4	3		
01-02	4	2	1	0	1	5	11	12		2	0	1	0	1	1	4	8	2	2	0	0	0	4	7	4		
02-03	4	3	1	0	0	6	12	10		2	2	0	0	0	4	7	5	2	1	1	0	0	2	5	5		
03-04	4	0	4	0	0	0	4	21		2	0	2	0	0	0	1	9	2	0	2	0	0	0	3	12		
05-06	4	1	3	-	0	2	14	19		2	0	2	-	0	0	6	9	2	1	1	-	0	2	8	10		
06-07	4	1	3	-	0	2	12	17		2	1	1	-	0	2	7	6	2	0	2	-	0	0	5	11		
07-08	4	1	3	-	0	2	10	16		2	0	2	-	0	0	4	8	2	1	1	-	0	2	6	8		
08-09	4	2	1	-	1	5	11	14		2	1	0	-	1	3	7	7	2	1	1	-	0	2	4	7		
09-10	4	3	1	-	0	6	10	6		2	2	0	-	0	4	7	2	2	1	1	-	0	2	3	4		
10-11	4	3	0	-	1	7	13	10		2	2	0	-	0	4	9	6	2	1	0	-	1	3	4	4		
11-12	4	1	3	-	0	2	7	15		2	1	1	-	0	2	4	6	2	0	2	-	0	0	3	9		
<b>Totals</b>	<b>140</b>	<b>42</b>	<b>80</b>	<b>15</b>	<b>3</b>	<b>102</b>	<b>363</b>	<b>509</b>		<b>70</b>	<b>22</b>	<b>37</b>	<b>9</b>	<b>2</b>	<b>55</b>	<b>184</b>	<b>240</b>	<b>70</b>	<b>20</b>	<b>43</b>	<b>6</b>	<b>1</b>	<b>47</b>	<b>179</b>	<b>269</b>		

## SERIES INFORMATION

All-Time Series (W-L-T-OT)  
 Current Streak  
 Last Washington Win  
 Last Buffalo Win  
 Last Tie  
 Last Overtime Game  
 Overtime Record  
 Last 10 Games (W-L-OT)  
 Longest Unbeaten Streak  
 Longest Winning Streak  
 Longest Winless Streak  
 Longest Losing Streak  
 Washington Shutouts (Last)  
 Buffalo Shutouts (Last)  
 Last Washington Hat Trick  
 Last Buffalo Hat Trick  
 Most Washington Goals  
 Most Buffalo Goals

### Overall

WSH trails, 42-80-15-3  
 1 BUF win (03/27/12)  
 12/30/11 (3-1)  
 03/27/12 (5-1)  
 12/20/00 (2-2)  
 4/2/11 (W, 5-4 ot)  
 1-3-15  
 5-3-2  
 4 (three times)  
 3 (three times)  
 22 (11/11/78-11/16/84)  
 10 (1/24/81-1/7/84)  
 3 (11/25/09)  
 12 (12/9/09)  
 J. Svejkovsky (4/13/97)  
 T. Pyatt (11/17/05)  
 8 (4/13/97)  
 14 (12/21/75)

### at Washington

WSH trails, 22-37-9-2  
 4 WSH wins (11/25/09-4/2/11)  
 12/30/11 (3-1)  
 03/27/12 (5-1)  
 12/20/00 (2-2)  
 4/2/11 (W, 5-4 ot)  
 0-2-9  
 6-3-1  
 5 (10/5/91-2/20/94)  
 4 (two times)  
 10 (11/11/78-1/7/84)  
 5 (1/24/81-1/7/84)  
 2 (11/25/09)  
 8 (4/7/07)  
 none  
 M. Satan (3/1/98)  
 7 (12/2/06)  
 9 (two times)

### at Buffalo

WSH trails, 20-43-6-1  
 1 WSH win (2/20/11)  
 2/20/11 (2-1)  
 12/26/11 (4-2)  
 2/2/97 (2-2)  
 11/13/10 (L, 3-2 ot)  
 1-1-6  
 4-5-1  
 4 (12/8/95-4/13/97)  
 2 (two times)  
 14 (11/20/77-11/16/84)  
 7 (11/20/74-12/26/76)  
 1 (10/23/98)  
 4 (12/9/09)  
 J. Svejkovsky (4/13/97)  
 T. Pyatt (11/17/05)  
 8 (4/13/97)  
 14 (12/21/75)



# Buffalo Sabres

## 2011-12 WASHINGTON CAPITALS VS. BUFFALO SABRES

CAPITALS LOST SEASON SERIES 1-3-0 • BUFFALO 3-1-0

BUFFALO	SABRES	CAPITALS	ATTEND	GOALTENDERS	W.GOAL
NOV. 26, 2011	5	1	18,690	JHONAS ENROTH/TOMAS VOKOUN	JASON POMINVILLE
DEC. 26, 2011	4	2	18,690	RYAN MILLER/TOMAS VOKOUN	CHRISTIAN EHRHOFF
WASHINGTON	SABRES	CAPITALS	ATTEND	GOALTENDERS	W.GOAL
DEC. 30, 2011	1	3	18,506	TOMAS VOKOUN/RYAN MILLER	NICKLAS BACKSTROM
MAR. 27, 2012	5	1	18,506	MICHAL NEUVIRTH/RYAN MILLER	DREW STAFFORD

CAPITALS	GP	G	A	P	+/-	PIM	PP	SH	GW	EN	S	%	SABRES	GP	G	A	P	+/-	PIM	PP	SH	GW	EN	S	%
ALEX OVECHKIN	4	3	0	3	-3	2	2	0	0	0	15	20	JASON POMINVILLE	4	3	1	4	3	0	1	1	1	0	13	23.1
ALEXANDER SEMIN	4	1	2	3	-1	2	0	0	0	0	10	10	THOMAS VANEK	4	1	3	4	4	0	0	0	0	0	12	8.3
NICKLAS BACKSTROM	3	1	2	3	-3	2	0	0	1	0	6	16.7	JOCHEN HECHT	3	2	1	3	4	0	0	1	0	0	9	22.2
JASON CHIMERA	4	1	1	2	-3	5	0	0	0	0	5	20	DREW STAFFORD	3	2	1	3	1	0	0	0	1	0	11	18.2
MATHIEU PERREAULT	3	0	2	2	-3	2	0	0	0	0	2	0	CHRISTIAN EHRHOFF	4	1	2	3	3	5	0	0	1	0	6	16.7
MATT HENDRICKS	4	1	0	1	-1	0	0	0	0	0	5	20	LUKE ADAM	3	2	0	2	3	0	0	0	0	0	3	66.7
ROMAN HAMRLIK	4	0	1	1	-2	2	0	0	0	0	4	0	DEREK ROY	4	0	2	2	1	2	0	0	0	0	4	0
DENNIS WIDEMAN	4	0	1	1	-2	2	0	0	0	0	11	0	BRAD BOYES	3	0	2	2	1	0	0	0	0	0	2	0
KARL ALZNER	4	0	0	0	-1	0	0	0	0	0	3	0	TYLER ENNIS	1	0	2	2	1	2	0	0	0	0	1	0
TROY BROUWER	4	0	0	0	-4	7	0	0	0	0	8	0	PAUL SZCZECZURA	1	0	2	2	2	0	0	0	0	0	3	0
JOHN CARLSON	4	0	0	0	-5	0	0	0	0	0	5	0	MATT ELLIS	3	1	0	1	-1	0	0	0	0	0	4	25
MARCUS JOHANSSON	4	0	0	0	-1	0	0	0	0	0	5	0	ZACK KASSIAN	3	1	0	1	1	2	0	0	0	0	6	16.7
MIKE KNUBLE	4	0	0	0	-1	0	0	0	0	0	9	0	CODY MCCORMICK	3	1	0	1	0	0	0	0	0	0	2	50
BROOKS LAICH	4	0	0	0	-4	2	0	0	0	0	13	0	BRAYDEN MCNABB	3	1	0	1	0	4	1	0	0	0	6	16.7
DMITRY ORLOV	4	0	0	0	-3	0	0	0	0	0	2	0	JORDAN LEOPOLD	4	0	1	1	7	0	0	0	0	0	1	0
JEFF HALPERN	3	0	0	0	0	0	0	0	0	0	0	0	ROBYN REGEHR	3	0	1	1	-1	2	0	0	0	0	2	0
JOEL WARD	3	0	0	0	-2	4	0	0	0	0	3	0	ANDREJ SEKERA	3	0	1	1	4	4	0	0	0	0	3	0
JAY BEAGLE	2	0	0	0	0	0	0	0	0	0	3	0	VILLE LEINO	2	0	1	1	2	2	0	0	0	0	4	0
JOHN ERSKINE	2	0	0	0	0	0	0	0	0	0	0	0	COREY TROPP	2	0	1	1	1	0	0	0	0	0	0	0
JEFF SCHULTZ	2	0	0	0	-3	2	0	0	0	0	1	0	NATHAN GERBE	1	0	1	1	2	0	0	0	0	0	1	0
KEITH AUCOIN	1	0	0	0	-2	0	0	0	0	0	2	0	CODY HODGSON	1	0	1	1	1	0	0	0	0	0	5	0
MIKE GREEN	1	0	0	0	0	0	0	0	0	0	3	0	TYLER MYERS	1	0	1	1	2	2	0	0	0	0	1	0
													PAUL GAUSTAD	3	0	0	0	-2	2	0	0	0	0	4	0
													PATRICK KALETA	3	0	0	0	0	6	0	0	0	0	2	0
													MARC-ANDRE GRAGNANI	2	0	0	0	2	0	0	0	0	0	1	0
													MIKE WEBER	2	0	0	0	0	9	0	0	0	0	1	0
													TJ BRENNAN	1	0	0	0	0	0	0	0	0	0	0	0
													MARCUS FOLIGNO	1	0	0	0	1	0	0	0	0	0	1	0
													ALEXANDER SULZER	1	0	0	0	1	0	0	0	0	0	0	0

GOALTENDER	GP	MIN	GA	GAA	SO	W	L	OT	SA	SV%	GOALTENDER	GP	MIN	GA	GAA	SO	W	L	OT	SA	SV%		
TOMAS VOKOUN	3	167	7	2.51	0	1	1	0	71	0.901	RYAN MILLER	3	178	6	2.02	0	2	1	0	88	0.932		
BRADEN HOLTBY	1	23	3	7.99	0	0	1	0	18	0.833	JHONAS ENROTH	1	60	1	1.00	0	1	0	0	27	0.963		
MICHAL NEUVIRTH	2	49	5	6.16	0	0	1	0	19	0.737													

POWER PLAY	2-14 (14.3%)	PENALTY KILLING	7-9 (77.8%)	POWER PLAY	2-9 (22.2%)	PENALTY KILLING	12-14 (85.7%)
------------	--------------	-----------------	-------------	------------	-------------	-----------------	---------------



# Calgary Flames

## CLUB INFORMATION

**Founded** .....1972-73 (Atlanta), 1980-91 (Calgary)  
**Home Arena** .....Scotiabank Saddledome (19,289)  
**Stanley Cups** .....1 (1989)  
**President & Chief Executive Officer** .....Ken King  
**General Manager** .....Jay Feaster  
**Head Coach** .....Bob Hartley  
**Associate Coach** .....Jacques Cloutier  
**Assistant Coach** .....Martin Gelinas  
**Vice-President of Communications** .....Peter Hanlon  
 2011-12 Record ..... 37-29-16 (90 points)  
 2011-12 Finish.....2nd, Northwest Division  
 2011-12 Playoffs.....DNQ

Scotiabank Saddledome  
 P.O. Box 1540 Station M  
 Calgary, Alberta T2P 3B9  
 403.777.2177  
 Fax: 403.777.2195  
 www.calgaryflames.com



## ALL-TIME SERIES HISTORY

YEAR	TOTALS						HOME						AWAY													
	GP	W	L	T	OT	PTS	GF	GA	GP	W	L	T	OT	PTS	GF	GA	GP	W	L	T	OT	PTS	GF	GA		
74-75	4	0	3	1	-	1	5	14	2	0	1	1	-	1	2	7	2	0	2	0	-	0	3	7		
75-76	4	0	4	0	-	0	4	18	2	0	2	0	-	0	2	7	2	0	2	0	-	0	2	11		
76-77	4	1	3	0	-	2	10	22	2	1	1	0	-	2	8	9	2	0	2	0	-	0	2	13		
77-78	4	2	1	1	-	5	13	11	2	1	0	1	-	3	6	4	2	1	1	0	-	2	7	7		
78-79	4	1	2	1	-	3	17	21	2	1	1	0	-	2	11	13	2	0	1	1	-	1	6	8		
79-80	4	0	3	1	-	1	8	15	2	0	1	1	-	1	6	8	2	0	2	0	-	0	2	7		
80-81	4	1	3	0	-	2	9	19	2	1	1	0	-	2	7	8	2	0	2	0	-	0	2	11		
81-82	3	3	0	0	-	6	22	12	2	2	0	0	-	4	17	9	1	1	0	0	-	2	5	3		
82-83	3	2	1	0	-	4	12	11	1	1	0	0	-	2	5	3	2	1	1	0	-	2	7	8		
83-84	3	2	1	0	-	4	12	7	2	2	0	0	-	4	10	4	1	0	1	0	-	0	2	3		
84-85	3	2	1	0	-	4	11	11	1	1	0	0	-	2	4	3	2	1	1	0	-	2	7	8		
85-86	3	0	3	0	-	0	9	13	2	0	2	0	-	0	7	9	1	0	1	0	-	0	2	4		
86-87	3	1	2	0	-	2	9	12	1	0	1	0	-	0	3	6	2	1	1	0	-	2	6	6		
87-88	3	1	2	0	-	2	11	17	2	1	1	0	-	2	9	9	1	0	1	0	-	0	2	8		
88-89	3	0	2	1	-	1	5	10	1	0	1	0	-	0	1	2	2	0	1	1	-	1	4	8		
89-90	3	1	0	2	-	4	11	8	2	1	0	1	-	3	8	5	1	0	0	1	-	1	3	3		
90-91	3	1	2	0	-	2	10	19	1	1	0	0	-	2	4	2	2	0	2	0	-	0	6	17		
91-92	3	2	0	1	-	5	13	7	2	2	0	0	-	4	9	3	1	0	0	1	-	1	4	4		
92-93	2	1	1	0	-	2	7	7	1	0	1	0	-	0	4	6	1	1	0	0	-	2	3	1		
93-94	2	0	1	1	-	1	6	7	1	0	0	1	-	1	4	4	1	0	1	0	-	0	2	3		
94-95	Teams did not meet in 1994-95																									
95-96	2	1	0	1	-	3	7	6	1	1	0	0	-	2	3	2	1	0	0	1	-	1	4	4		
96-97	2	1	1	0	-	2	4	6	1	1	0	0	-	2	2	1	1	0	1	0	-	0	2	5		
97-98	2	1	1	0	-	2	7	5	1	1	0	0	-	2	5	2	1	0	1	0	-	0	2	3		
98-99	2	0	1	1	-	1	4	5	1	0	1	0	-	0	4	5	1	0	0	1	-	1	0	0		
99-00	1	1	0	0	0	2	2	1	1	1	0	0	0	2	2	1	0	0	0	0	0	0	0	0		
00-01	1	0	0	1	0	1	4	4	0	0	0	0	0	0	0	0	1	0	0	1	0	1	4	4		
01-02	1	1	0	0	0	2	3	2	1	1	0	0	0	2	3	2	0	0	0	0	0	0	0	0		
02-03	2	2	0	0	0	4	8	3	1	1	0	0	0	2	4	2	1	1	0	0	0	2	4	1		
03-04	1	0	0	1	0	1	3	3	1	0	0	1	0	1	3	3	0	0	0	0	0	0	0	0		
05-06	Teams did not meet in 2005-06																									
06-07	1	1	0	-	0	2	4	2	0	0	0	-	0	0	0	0	1	1	0	-	0	2	4	2		
07-08	1	1	0	-	0	2	3	2	1	1	0	-	0	2	3	2	0	0	0	-	0	0	0	0		
08-09	1	0	1	-	0	0	1	2	0	0	0	-	0	0	0	0	1	0	1	-	0	0	1	2		
09-10	1	0	1	-	0	0	3	5	1	0	1	-	0	0	3	5	0	0	0	-	0	0	0	0		
10-11	1	1	0	-	0	2	7	2	0	0	0	-	0	0	0	0	1	1	0	-	0	2	7	2		
11-12	1	1	0	-	0	2	3	1	1	1	0	-	0	2	3	1	0	0	0	-	0	0	0	0		
<b>Totals</b>	<b>85</b>	<b>32</b>	<b>40</b>	<b>13</b>	<b>0</b>	<b>77</b>	<b>267</b>	<b>310</b>	<b>44</b>	<b>23</b>	<b>15</b>	<b>6</b>	<b>0</b>	<b>52</b>	<b>162</b>	<b>147</b>	<b>41</b>	<b>9</b>	<b>25</b>	<b>7</b>	<b>0</b>	<b>25</b>	<b>10</b>	<b>163</b>		

## SERIES INFORMATION

	Overall	at Washington	at Calgary
All-Time Series (W-L-T-OT)	WSH trails, 32-40-13-0	WSH leads, 23-15-6-0	WSH trails, 9-25-7-0
Current Streak	2 WSH win (10/30/10-1/3/2012)	1 WSH win (1/3/12)	1 WSH win (10/30/10)
Last Washington Win	1/3/12 (3-1)	1/3/12 (3-1)	10/30/10 (7-2)
Last Calgary Win	3/28/10 (5-3)	3/28/10 (5-3)	10/21/08 (2-1)
Last Tie	1/14/04 (3-3)	1/14/04 (3-3)	2/13/01 (4-4)
Last Overtime Game	1/14/04 (T, 3-3)	1/14/04 (T, 3-3)	2/13/01 (T, 4-4)
Overtime Record	2-0-13	2-0-6	0-0-7
Last 10 Games (W-L-T-OT)	7-2-1-0	7-2-1-0	3-3-3-1
Longest Unbeaten Streak	8 (1/26/00-3/12/08)	6 (12/2/81-10/30/84)	4 (10/30/98-10/30/06)
Longest Winning Streak	4 (12/2/81-11/16/82)	6 (12/2/81-10/30/84)	2 (3/20/03-10/30/06)
Longest Winless Streak	8 (11/12/74-3/28/76)	4 (two times)	7 (two times)
Longest Losing Streak	7 (11/13/74-3/28/76)	4 (11/9/85-12/8/87)	6 (11/13/74-11/24/76)
Washington Shutouts (Last)	1 (10/30/98)	none	1 (10/30/98)
Calgary Shutouts (Last)	6 (10/30/98)	1 (3/23/75)	5 (10/30/98)
Last Washington Hat Trick	D. Christian (12/8/87)	D. Christian (12/8/87)	A. Haworth (2/24/83)
Last Calgary Hat Trick	T. Lysiak (10/14/78)	T. Lysiak (10/14/78)	none
Most Washington Goals	9 (12/2/81)	9 (12/2/81)	7 (10/30/10)
Most Calgary Goals	9 (10/27/90)	7 (11/14/78)	9 (10/27/90)



# Calgary Flames

## 2011-12 WASHINGTON CAPITALS VS. CALGARY FLAMES

CAPITALS WON SEASON SERIES 1-0-0 • CALGARY 0-1-0

WASHINGTON	FLAMES	CAPITALS	ATTEND	GOALTENDERS	W.GOAL																					
JAN. 3, 2012	1	3	18,506	TOMAS VOKOUN/MIIKKA KIPRUSOFF	TROY BROUWER																					
CAPITALS	GP	G	A	P	+/-	PIM	PP	SH	GW	EN	S	%	FLAMES	GP	G	A	P	+/-	PIM	PP	SH	GW	EN	S	%	
NICKLAS BACKSTROM	1	0	3	3	1	0	0	0	0	0	1	0	CURTIS GLENCROSS	1	1	0	1	1	0	0	0	0	0	2	50	
ALEX OVECHKIN	1	1	1	2	0	0	1	0	0	0	3	33.3	TJ BRODIE	1	0	1	1	1	0	0	0	0	0	2	0	
MARCUS JOHANSSON	1	0	2	2	1	0	0	0	0	0	3	0	JAROME IGNILA	1	0	1	1	1	0	0	0	0	0	4	0	
TROY BROUWER	1	1	0	1	0	0	1	0	1	0	2	50	ANTON BABCHUK	1	0	0	0	0	0	0	0	0	0	0	0	0
DENNIS WIDEMAN	1	1	0	1	1	0	0	0	0	0	1	100	MIKAEL BACKLUND	1	0	0	0	0	0	0	0	0	0	0	1	0
KARL ALZNER	1	0	0	0	-1	4	0	0	0	0	1	0	RENE BOURUE	1	0	0	0	-1	4	0	0	0	0	1	0	
JAY BEAGLE	1	0	0	0	0	0	0	0	0	0	1	0	JAY BOUWMEESTER	1	0	0	0	0	0	0	0	0	0	0	0	0
JOHN CARLSON	1	0	0	0	-1	0	0	0	0	0	2	0	CHRIS BUTLER	1	0	0	0	0	2	0	0	0	0	0	0	0
JASON CHIMERA	1	0	0	0	-1	0	0	0	0	0	0	0	PAUL BYRON	1	0	0	0	0	0	0	0	0	0	0	0	0
JOHN ERSKINE	1	0	0	0	0	0	0	0	0	0	0	0	BLAKE COMEAU	1	0	0	0	0	0	0	0	0	0	0	0	0
MIKE GREEN	1	0	0	0	0	4	0	0	0	0	0	0	SCOTT HANNAN	1	0	0	0	0	0	0	0	0	0	0	0	0
JEFF HALPERN	1	0	0	0	-1	0	0	0	0	0	2	0	ROMAN HORAK	1	0	0	0	0	0	0	0	0	0	0	1	0
ROMAN HAMRLIK	1	0	0	0	1	0	0	0	0	0	2	0	TIM JACKMAN	1	0	0	0	0	0	0	0	0	0	0	1	0
MATT HENDRICKS	1	0	0	0	0	0	0	0	0	0	1	0	OLLI JOKINEN	1	0	0	0	1	0	0	0	0	0	1	0	
MIKE KNUBLE	1	0	0	0	1	4	0	0	0	0	1	0	TOM KOSTOPOULOS	1	0	0	0	0	0	0	0	0	0	1	0	
BROOKS LAICH	1	0	0	0	0	0	0	0	0	0	1	0	BRENDAN MORRISON	1	0	0	0	-1	0	0	0	0	0	1	0	
DMITRY ORLOV	1	0	0	0	0	0	0	0	0	0	0	0	CORY SARICH	1	0	0	0	-1	0	0	0	0	0	1	0	
JOEL WARD	1	0	0	0	-1	0	0	0	0	0	0	0	LEE STEPNIK	1	0	0	0	-1	0	0	0	0	0	3	0	
GOALTENDER	GP	MIN	GA	GAA	SO	W	L	OT	SA	SV%	GOALTENDER	GP	MIN	GA	GAA	SO	W	L	OT	SA	SV%					
TOMAS VOKOUN	1	60	1	1	0	1	0	0	19	0.947	MIIKKA KIPRUSOFF	1	59	3	3.06	0	0	1	0	21	0.857					
POWER PLAY	2-3 (66.7%)			PENALTY KILLING			4-4 (100.0%)			POWER PLAY	0-4 (0.0%)			PENALTY KILLING			1-3 (33.3%)									





# Carolina Hurricanes

## CLUB INFORMATION

**Founded** .....1972-73 (WHA), 1979-80 (Hartford- NHL), 1997-98 (Carolina)  
**Home Arena** .....PNC Arena (18,680)  
**Stanley Cups**.....1 (2006)  
**Owner/CEO/Governor**.....Peter Karmanos Jr.  
**President & General Manager**.....Jim Rutherford  
**Head Coach**.....Kirk Muller  
**Assistant Coaches**..... Dave Lewis, John Maclean  
**Assistant Coach/Development Coach**..... Rod Brind'Amour  
**Senior Director of Communications** ..... Mike Sundheim  
 2011-12 Record ..... 33-33-16 (82 points)  
 2011-12 Finish.....5th, Southeast Division  
 2011-12 Playoffs.....DNQ

PNC Arena  
 1400 Edwards Mill Rd.  
 Raleigh, NC 27607  
 919.467.7825  
 Fax: 919.462.0123  
 www.carolinahurricanes.com



## 2012-13 MEETINGS

Feb. 26 at Washington  
 March 12 at Washington  
 March 14 at Carolina  
 April 2 at Carolina  
 April 11 at Washington

## ALL-TIME SERIES HISTORY

YEAR	TOTALS							HOME							AWAY									
	GP	W	L	T	OT	PTS	GF	GA	GP	W	L	T	OT	PTS	GF	GA	GP	W	L	T	OT	PTS	GF	GA
79-80	4	2	1	1	-	5	22	16	2	1	0	1	-	3	12	8	2	1	1	0	-	2	10	8
80-81	4	3	1	0	-	6	19	13	2	1	1	0	-	2	6	7	2	2	0	0	-	4	13	6
81-82	3	2	1	0	-	4	13	7	1	1	0	0	-	2	7	1	2	1	1	0	-	2	6	6
82-83	3	2	0	1	-	5	15	10	2	2	0	0	-	4	11	6	1	0	0	1	-	1	4	4
83-84	3	2	1	0	-	4	8	8	1	1	0	0	-	2	4	2	2	1	1	0	-	2	4	6
84-85	3	1	2	0	-	2	4	7	2	1	1	0	-	2	4	5	1	0	1	0	-	0	0	2
85-86	3	2	0	1	-	5	15	12	1	1	0	0	-	2	4	2	2	1	0	1	-	3	11	10
86-87	3	1	2	0	-	2	9	9	2	0	2	0	-	0	3	8	1	1	0	0	-	2	6	1
87-88	3	2	1	0	-	4	14	10	1	1	0	0	-	2	6	2	2	1	1	0	-	2	8	8
88-89	3	3	0	0	-	6	12	4	2	2	0	0	-	4	4	2	1	1	0	0	-	2	8	2
89-90	3	1	2	0	-	2	9	10	1	0	1	0	-	0	3	4	2	1	1	0	-	2	6	6
90-91	3	0	3	0	-	0	6	10	2	0	2	0	-	0	4	6	1	0	1	0	-	0	2	4
91-92	3	1	1	1	-	3	7	12	1	0	1	0	-	0	2	8	2	1	0	1	-	3	5	4
92-93	4	3	1	0	-	6	18	13	2	2	0	0	-	4	9	5	2	1	1	0	-	2	9	8
93-94	4	2	2	0	-	4	9	12	2	1	1	0	-	2	5	7	2	1	1	0	-	2	4	5
94-95	4	2	1	1	-	5	15	8	2	1	1	0	-	2	9	7	2	1	0	1	-	3	6	1
95-96	4	2	1	1	-	5	9	6	2	1	0	1	-	3	5	2	2	1	1	0	-	2	4	4
96-97	4	2	1	1	-	5	9	8	2	2	0	0	-	4	8	5	2	0	1	1	-	1	1	3
97-98	4	4	0	0	-	8	9	5	2	2	0	0	-	4	3	1	2	2	0	0	-	4	6	4
98-99	5	2	2	1	-	5	11	11	2	1	1	0	-	2	6	4	3	1	1	1	-	3	5	7
99-00	5	2	1	2	0	6	12	10	3	2	0	1	0	5	9	6	2	0	1	1	0	1	3	4
00-01	5	2	1	1	1	6	15	11	2	1	1	0	0	2	7	3	3	1	0	1	1	4	8	8
01-02	5	2	1	2	0	6	19	15	3	1	1	1	0	3	13	10	2	1	0	1	0	3	6	5
02-03	5	4	1	0	0	8	14	8	2	2	0	0	0	4	7	3	3	2	1	0	0	4	7	5
03-04	6	4	1	1	0	9	22	11	3	2	1	0	0	4	12	4	3	2	0	1	0	5	10	7
05-06	8	3	3	-	2	8	26	29	4	1	2	-	1	3	11	14	4	2	1	-	1	5	15	15
06-07	8	3	5	-	0	6	23	29	4	2	2	-	0	4	13	12	4	1	3	-	0	2	10	17
07-08	8	4	4	-	0	8	21	22	4	3	1	-	0	6	12	5	4	1	3	-	0	2	9	17
08-09	6	3	3	-	0	6	17	19	3	2	1	-	0	4	10	11	3	1	2	-	0	2	7	8
09-10	6	3	1	-	2	8	19	21	3	2	1	-	0	4	11	12	3	1	0	-	2	4	8	9
10-11	6	5	0	-	1	11	16	10	3	2	0	-	1	5	7	6	3	3	0	-	0	6	9	4
11-12	6	3	2	-	1	7	14	17	3	2	0	-	1	5	9	8	3	1	2	-	0	2	5	9
<b>Totals</b>	<b>144</b>	<b>77</b>	<b>46</b>	<b>14</b>	<b>7</b>	<b>175</b>	<b>451</b>	<b>393</b>	<b>71</b>	<b>43</b>	<b>21</b>	<b>4</b>	<b>3</b>	<b>93</b>	<b>236</b>	<b>186</b>	<b>73</b>	<b>34</b>	<b>25</b>	<b>10</b>	<b>4</b>	<b>82</b>	<b>215</b>	<b>207</b>

## SERIES INFORMATION

Overall	at Washington	at Carolina	WSH leads, 34-25-10-4
All-Time Series (W-L-T-OT)	WSH leads, 77-46-14-7	WSH leads, 43-21-4-3	WSH leads, 34-25-10-4
Current Streak	3 CAR wins (1/20/12-3/6/12)	1 CAR win (3/6/12)	2 CAR wins (1/20/12-2/20/12)
Last Washington Win	1/15/12 (2-1)	1/15/12 (2-1)	11/4/11 (5-1)
Last Carolina Win	3/6/12 (4-3 ot)	3/6/12 (4-3 ot)	2/20/12 (5-0)
Last Tie	2/12/04 (3-3)	12/30/01 (5-5)	2/12/04 (3-3)
Last Overtime Game	3/6/12 (L, 4-3)	3/6/12 (L, 4-3)	10/8/11 (W, 4-3)
Overtime Record	9-7-14	5-3-4	3-4-10
Last 10 Games (W-L-OT)	6-2-3	5-1-4	5-3-2
Longest Unbeaten Streak	6 (3/2/03-2/12/04)	7 (4/21/95-4/19/98)	4 (three times)
Longest Winning Streak	5 (three times)	5 (2/27/82-12/29/84)	4 (1/4/80-11/14/81)
Longest Winless Streak	4 (two times)	4 (3/2/90-3/24/92)	5 (two times)
Longest Losing Streak	4 (3/2/90-3/12/91)	4 (3/2/90-3/24/92)	5 (1/26/07-2/23/08)
Washington Shutouts (Last)	9 (10/27/10)	6 (10/6/07)	2 (3/20/95)
Carolina Shutouts (Last)	9 (11/5/07)	2 (3/9/07)	7 (11/5/07)
Last Washington Hat Trick	A. Semin (10/7/06)	A. Semin (10/7/06)	D. Ciccarelli (3/18/89)
Last Carolina Hat Trick	C. Stillman (11/5/07)	P. Verbeek (12/7/93)	C. Stillman (11/5/07)
Most Washington Goals	9 (3/8/80)	9 (3/8/80)	8 (two times)
Most Carolina Goals	8 (3/24/92)	8 (3/24/92)	7 (10/12/05)



# Carolina Hurricanes

## 2011-12 WASHINGTON CAPITALS VS. CAROLINA HURRICANES

CAPITALS WON SEASON SERIES 3-2-1 • CAROLINA 3-2-1

CAROLINA	HURRICANES	CAPITALS	ATTEND	GOALTENDERS	W.GOAL
NOV. 4, 2011	1	5	14,589	CAM WARD/MICHAL NEUVIRTH	JASON POMINVILLE
JAN. 20, 2012	3	0	17,507	CAM WARD/TOMAS VOKOUN	JUSSI JOKINEN
FEB. 20, 2012	5	0	16,837	JUSTIN PETERS/TOMAS VOKOUN	JUSTIN FAULK

WASHINGTON	HURRICANES	CAPITALS	ATTEND	GOALTENDERS	W.GOAL
OCT. 8, 2011	3	4	18,506	MICHAL NEUVIRTH/BRIAN BOUCHER	MIKE GREEN
JAN. 15, 2012	1	2	18,506	TOMAS VOKOUN/CAM WARD	DMITRY ORLOV
MAR. 6, 2012	4	3	18,506	MICHAL NEUVIRTH/CAM WARD	JUSTIN FAULK

CAPITALS	GP	G	A	P	+/-	PIM	PP	SH	GW	EN	S	%	HURRICANES	GP	G	A	P	+/-	PIM	PP	SH	GW	EN	S	%	
NICKLAS BACKSTROM	2	1	3	4	1	2	0	0	0	0	5	20	ERIC STAAL	6	4	5	9	1	2	2	1	0	0	19	21.1	
ALEX OVECHKIN	6	0	4	4	-1	2	0	0	0	0	15	0	JUSSI JOKINEN	5	4	1	5	1	4	2	1	1	0	19	21.1	
TROY BROUWER	6	2	1	3	2	5	0	0	1	0	8	25	JEFF SKINNER	6	0	5	5	1	2	0	0	0	0	20	0	
ALEXANDER SEMIN	6	2	1	3	2	2	0	0	0	0	19	10.5	JIRI TLUSTY	6	2	2	4	0	0	1	0	0	0	15	13.3	
JOHN CARLSON	6	1	2	3	1	8	1	0	0	0	22	4.5	ANTHONY STEWART	6	2	1	3	-2	0	0	0	0	0	9	22.2	
MARCUS JOHANSSON	5	0	3	3	0	0	0	0	0	0	2	0	BRANDON SUTTER	6	1	2	3	3	4	0	0	0	0	13	7.7	
BROOKS LAICH	6	2	0	2	-4	0	1	0	0	0	19	10.5	TIM GLEASON	5	0	3	3	1	2	0	0	0	0	4	0	
JASON CHIMERA	6	1	1	2	-2	0	0	0	0	0	16	6.2	JUSTIN FAULK	6	2	0	2	0	9	1	0	2	0	7	28.6	
CODY EAKIN	3	1	1	2	2	0	0	0	0	0	4	25	TIM BRENT	6	0	2	2	-2	2	0	0	0	0	4	0	
DMITRY ORLOV	3	1	1	2	3	12	0	0	1	0	4	25	JAY HARRISON	4	0	2	2	3	2	0	0	0	0	0	11	0
KARL ALZNER	6	0	2	2	0	2	0	0	0	0	6	0	ANDREAS NODL	3	1	0	1	0	0	0	0	0	0	10	10	
DENNIS WIDEMAN	6	0	2	2	0	6	0	0	0	0	11	0	CHAD LAROSE	6	1	0	1	-2	2	0	0	0	0	9	11.1	
JEFF HALPERN	6	1	0	1	-1	0	0	0	0	0	3	33.3	BRYAN ALLEN	4	0	1	1	0	0	0	0	0	0	0	8	0
JAY BEAGLE	4	1	0	1	1	2	0	0	0	0	5	20	ALEXEI PONIKAROVSKY	4	0	1	1	-1	2	0	0	0	0	0	8	0
MIKE GREEN	3	1	0	1	-4	0	1	0	1	0	5	20	JONI PITKANEN	2	0	1	1	-2	2	0	0	0	0	2	0	
JOEL WARD	6	0	1	1	0	2	0	0	0	0	5	0	JEROME SAMSON	2	0	1	1	2	0	0	0	0	0	0	3	0
MIKE KNUBLE	5	0	1	1	-1	6	0	0	0	0	10	0	JAROSLAV SPACEK	2	0	1	1	3	0	0	0	0	0	2	0	
KEITH AUCOIN	1	0	1	1	1	0	0	0	0	0	0	0	PATRICK DWYER	6	0	0	0	0	0	0	0	0	0	0	11	0
MATT HENDRICKS	6	0	0	0	0	16	0	0	0	0	6	0	JAMIE MCBAIN	5	0	0	0	-3	0	0	0	0	0	0	9	0
ROMAN HAMRLIK	5	0	0	0	1	4	0	0	0	0	3	0	DEREK JOSLIN	4	0	0	0	-3	14	0	0	0	0	0	3	0
MATHIEU PERREAULT	4	0	0	0	0	2	0	0	0	0	7	0	TUOMO RUUTU	4	0	0	0	-3	4	0	0	0	0	0	7	0
JEFF SCHULTZ	4	0	0	0	-1	0	0	0	0	0	3	0	DRAYSON BOWMAN	2	0	0	0	1	0	0	0	0	0	0	1	0
TOMAS KUNDRATEK	2	0	0	0	0	2	0	0	0	0	1	0	ZAC DALPE	2	0	0	0	0	0	0	0	0	0	0	5	0
JOHN ERSKINE	1	0	0	0	1	0	0	0	0	0	2	0	TOMAS KABERLE	2	0	0	0	0	0	0	0	0	0	0	5	0
													ZACH BOYCHUK	1	0	0	0	0	0	0	0	0	0	0	0	0
													BRETT SUTTER	1	0	0	0	0	0	0	0	0	0	0	5	0

GOALTENDER	GP	MIN	GA	GAA	SO	W	L	OT	SA	SV%	GOALTENDER	GP	MIN	GA	GAA	SO	W	L	OT	SA	SV%
MICHAL NEUVIRTH	4	241	11	2.74	0	2	0	1	125	0.912	CAM WARD	4	242	10	2.48	1	2	2	0	128	0.922
TOMAS VOKOUN	3	125	6	2.88	0	1	2	0	84	0.929	JUSTIN PETERS	1	60	0	0.00	1	1	0	0	17	1.000
											BRIAN BOUCHER	1	62	4	3.86	0	0	0	1	36	0.889

POWER PLAY	3-15 (20.0%)	PENALTY KILLING	12-21 (71.4%)	POWER PLAY	6-21 (28.6%)	PENALTY KILLING	12-15 (80.0%)
------------	--------------	-----------------	---------------	------------	--------------	-----------------	---------------



# Chicago Blackhawks

## CLUB INFORMATION

**Founded** .....1926-27  
**Home Arena** .....United Center (19,717)  
**Stanley Cups** ..... 4 (most recent, 2010)  
**President/CEO** ..... John F. McDonough  
**Vice President/General Manager** ..... Stan Bowman  
**Head Coach** ..... Joel Quenneville  
**Assistant Coaches** ..... Jamie Kompon, Mike Kitchen  
**Director of Media Relations** ..... Brandon Faber  
 2011-12 Record ..... 45-26-11 (101 points)  
 2011-12 Finish ..... 4th, Central Division  
 2011-12 Playoffs ..... W. Conf. quarterfinals (def. by PHX, 4-2)

United Center  
 1901 W. Madison  
 Chicago, IL 60612  
 312.455.7000  
 Fax: 312.455.7041  
 www.chicagoblackhawks.com



## ALL-TIME SERIES HISTORY

YEAR	TOTALS							HOME							AWAY											
	GP	W	L	T	OT	PTS	GF	GA	GP	W	L	T	OT	PTS	GF	GA	GP	W	L	T	OT	PTS	GF	GA		
74-75	4	1	3	0	-	2	11	22	2	1	1	0	-	2	6	9	2	0	2	0	-	0	5	13		
75-76	4	2	2	0	-	4	15	17	2	1	1	0	-	2	6	8	2	1	1	0	-	2	9	9		
76-77	4	1	2	1	-	3	19	18	2	1	1	0	-	2	11	9	2	0	1	1	-	1	8	9		
77-78	4	0	3	1	-	1	7	16	2	0	1	1	-	1	4	8	2	0	2	0	-	0	3	8		
78-79	4	1	2	1	-	3	11	12	2	1	1	0	-	2	6	5	2	0	1	1	-	1	5	7		
79-80	4	2	2	0	-	4	14	13	2	2	0	0	-	4	12	4	2	0	2	0	-	0	2	9		
80-81	4	1	1	2	-	4	13	15	2	1	0	1	-	3	7	5	2	0	1	1	-	1	6	10		
81-82	3	1	2	0	-	2	12	15	2	1	1	0	-	2	9	8	1	0	1	0	-	0	3	7		
82-83	3	2	0	1	-	5	13	9	1	1	0	0	-	2	4	2	2	1	0	1	-	3	9	7		
83-84	3	1	1	1	-	3	9	9	2	1	0	1	-	3	7	5	1	0	1	0	-	0	2	4		
84-85	3	3	0	0	-	6	13	5	1	1	0	0	-	2	5	0	2	2	0	0	-	4	8	5		
85-86	3	2	1	0	-	4	16	13	2	1	1	0	-	2	12	11	1	1	0	0	-	2	4	2		
86-87	3	1	1	1	-	3	10	11	1	1	0	0	-	2	3	2	2	0	1	1	-	1	7	9		
87-88	3	2	1	0	-	4	12	10	2	2	0	0	-	4	8	5	1	0	1	0	-	0	4	5		
88-89	3	2	1	0	-	4	14	13	1	1	0	0	-	2	6	3	2	1	1	0	-	2	8	10		
89-90	3	1	2	0	-	2	6	4	2	1	1	0	-	2	6	3	1	0	1	0	-	0	0	1		
90-91	3	0	3	0	-	0	7	10	1	0	1	0	-	0	3	4	2	0	2	0	-	0	4	6		
91-92	2	0	2	0	-	0	4	11	1	0	1	0	-	0	2	7	1	0	1	0	-	0	2	4		
92-93	3	1	1	1	-	3	7	9	2	1	0	1	-	3	5	3	1	0	1	0	-	0	2	6		
93-94	2	2	0	0	-	4	10	4	1	1	0	0	-	2	4	1	1	1	0	0	-	2	6	3		
94-95	Teams did not meet in 1994-95																									
95-96	2	1	1	0	-	2	4	6	1	0	1	0	-	0	1	4	1	1	0	0	-	2	3	2		
96-97	2	0	2	0	-	0	5	10	1	0	1	0	-	0	2	5	1	0	1	0	-	0	3	5		
97-98	2	2	0	0	-	4	5	2	1	1	0	0	-	2	3	2	1	1	0	0	-	2	2	0		
98-99	2	1	1	0	-	2	5	5	1	0	1	0	-	0	2	4	1	1	0	0	-	2	3	1		
99-00	2	1	0	1	0	3	7	6	1	0	0	1	0	1	2	2	1	1	0	0	0	2	5	4		
00-01	2	0	2	0	0	0	3	6	1	0	1	0	0	0	2	3	1	0	1	0	0	0	1	3		
01-02	1	1	0	0	0	2	3	1	1	1	0	0	0	2	3	1	0	0	0	0	0	0	0	0		
02-03	1	0	0	1	0	1	2	2	0	0	0	0	0	0	0	0	1	0	0	1	0	1	2	2		
03-04	2	1	1	0	0	2	7	4	1	0	1	0	0	0	3	4	1	1	0	0	0	2	4	0		
05-06	1	0	0	-	1	1	3	4	1	0	0	-	1	1	3	4	0	0	0	-	0	0	0	0		
06-07	Teams did not meet in 2006-07																									
07-08	1	0	1	-	0	0	0	5	0	0	0	-	0	0	0	0	1	0	1	-	0	0	0	5		
08-09	1	1	0	-	0	2	4	2	1	1	0	-	0	2	4	2	0	0	0	-	0	0	0	0		
09-10	1	1	0	-	0	2	4	3	0	0	0	-	0	0	0	0	1	1	0	-	0	2	4	3		
10-11	1	1	0	-	0	2	4	3	1	1	0	-	0	2	4	3	0	0	0	-	0	0	0	0		
11-12	1	0	1	-	0	0	2	5	0	0	0	-	0	0	0	0	1	0	1	-	0	0	2	5		
<b>Totals</b>	<b>87</b>	<b>36</b>	<b>39</b>	<b>11</b>	<b>1</b>	<b>84</b>	<b>281</b>	<b>300</b>	<b>44</b>	<b>23</b>	<b>15</b>	<b>5</b>	<b>1</b>	<b>52</b>	<b>155</b>	<b>136</b>	<b>43</b>	<b>13</b>	<b>24</b>	<b>6</b>	<b>0</b>	<b>32</b>	<b>126</b>	<b>164</b>		

## SERIES INFORMATION

	Overall	at Washington	at Chicago
All-Time Series (W-L-T-OT)	WSH trails, 36-39-11-1	WSH leads, 23-15-5-1	WSH trails, 13-24-6-0
Current Streak	1 CHI win (3/18/12)	2 WSH wins (10/11/08-3/13/11)	1 CHI win (3/18/12)
Last Washington Win	3/13/11 (4-3 ot)	3/13/11 (4-3 ot)	3/14/10 (4-3 ot)
Last Chicago Win	3/18/12 (5-2)	1/10/06 (4-3 ot)	3/18/12 (5-2)
Last Tie	11/15/03 (2-2)	12/27/99 (2-2)	11/15/03 (2-2)
Last Overtime Game	3/13/11 (W, 4-3 ot)	3/13/11 (W, 4-3 ot)	3/14/10 (W, 4-3 ot)
Overtime Record	2-1-1-1	1-1-5	1-0-6
Last 10 Games (W-L-T-OT)	5-3-1-1	4-4-1-1	5-4-1-0
Longest Unbeaten Streak	6 (1/30/82-1/20/84)	6 (1/30/82-11/5/85)	4 (10/14/84-11/12/86)
Longest Winning Streak	5 (10/14/84-11/5/85)	4 (two times)	3 (two times)
Longest Winless Streak	7 (11/2/77-1/7/79)	3 (three times)	13 (2/8/76-11/3/82)
Longest Losing Streak	5 (10/25/90-1/12/92)	2 (five times)	6 (2/15/89-1/21/93)
Washington Shutouts (Last)	5 (2/15/04)	3 (2/27/90)	2 (2/15/04)
Chicago Shutouts (Last)	3 (3/19/08)	none	3 (3/19/08)
Last Washington Hat Trick	M. Gartner (10/10/87)	M. Gartner (10/10/87)	T. White (10/26/75)
Last Chicago Hat Trick	D. Savard (1/17/88)	S. Ludzik (12/28/85)	D. Savard (1/17/88)
Most Washington Goals	8 (11/5/85)	8 (11/5/85)	7 (10/26/75)
Most Chicago Goals	10 (2/22/75)	7 (three times)	10 (2/22/75)



# Chicago Blackhawks

## 2011-12 WASHINGTON CAPITALS VS. CHICAGO BLACKHAWKS

CAPITALS LOST SEASON SERIES, 0-1-0 • CHICAGO 1-0-0

CHICAGO	BLACKHAWKS	CAPITALS	ATTEND	GOALTENDERS	W. GOAL																				
MAR 18, 2012	5	2	21,561	COREY CRAWFORD / MICHAL NEUVIRTH	PATRICK KANE																				
CAPITALS	GP	G	A	P	+/-	PIM	PP	SH	GW	EN	S	%	BLACKHAWKS	GP	G	A	P	+/-	PIM	PP	SH	GW	EN	S	%
ALEX OVECHKIN	1	1	0	1	-2	0	0	0	0	0	2	50.0	ANDREW SHAW	1	2	1	3	2	0	0	0	0	0	3	66.7
MIKE KNUBLE	1	1	0	1	2	0	0	0	0	0	3	33.3	BRYAN BICKELL	1	1	2	3	2	0	0	0	0	1	2	50.0
KEITH AUCOIN	1	0	1	1	0	0	0	0	0	0	0	0.0	PATRICK KANE	1	1	0	1	-1	0	0	0	1	0	5	20.0
DMITRI ORLOV	1	0	1	1	0	0	0	0	0	0	0	0.0	VIKTOR STALBERG	1	1	0	1	1	0	0	0	0	0	4	25.0
MATHIEU PERREAULT	1	0	0	0	-2	0	0	0	0	0	0	0.0	BRENT SEABROOK	1	0	1	1	3	0	0	0	0	0	1	0.0
TROY BROUWER	1	0	0	0	-1	0	0	0	0	0	1	0.0	DUNCAN KEITH	1	0	1	1	2	0	0	0	0	0	4	0.0
MIKE GREEN	1	0	0	0	-1	0	0	0	0	0	2	0.0	PATRICK SHARP	1	0	1	1	1	2	0	0	0	0	4	0.0
JEFF SCHULTZ	1	0	0	0	-2	0	0	0	0	0	0	0.0	MARIAN HOSSA	1	0	1	1	0	0	0	0	0	0	1	0.0
ALEXANDER SEMIN	1	0	0	0	-1	0	0	0	0	0	0	0.0	ANDREW BRUNETTE	1	0	1	1	0	0	0	0	0	0	1	0.0
DENNIS WIDEMAN	1	0	0	0	-3	0	0	0	0	0	1	0.0	NICK LEDDY	1	0	1	1	1	0	0	0	0	0	0	0.0
BROOKS LAICH	1	0	0	0	-1	0	0	0	0	0	0	0.0	MICHAEL FROLIK	1	0	0	0	0	0	0	0	0	0	0	0.0
MATT HENDRICKS	1	0	0	0	-1	0	0	0	0	0	2	0.0	NIKLAS HJALMARSSON	1	0	0	0	-1	0	0	0	0	0	3	0.0
JOEL WARD	1	0	0	0	1	0	0	0	0	0	1	0.0	DAVE BOLLAND	1	0	0	0	3	0	0	0	0	0	0	0.0
JASON CHIMERA	1	0	0	0	-1	2	0	0	0	0	2	0.0	JOHN ODUYA	1	0	0	0	2	0	0	0	0	0	0	0.0
MARCUS JOHANSSON	1	0	0	0	-3	0	0	0	0	0	2	0.0	JAMAL MAYERS	1	0	0	0	0	0	0	0	0	0	0	0.0
JOHN CARLSON	1	0	0	0	0	0	0	0	0	0	0	0.0	BRANDON BOLLIG	1	0	0	0	0	0	0	0	0	0	1	0.0
JAY BEAGLE	1	0	0	0	-1	0	0	0	0	0	1	0.0	MARCUS KRUGER	1	0	0	0	1	0	0	0	0	0	0	0.0
KARL ALZNER	1	0	0	0	0	0	0	0	0	0	1	0.0	DYLAN OLSEN	1	0	0	0	-1	0	0	0	0	0	0	0.0
GOALTENDER	GP	MIN	GA	GAA	SO	W	L	OT	SA	SV%	GOALTENDER	GP	MIN	GA	GAA	SO	W	L	OT	SA	SV%				
MICHAL NEUVIRTH	1	59	4	4.02	0	0	1	0	28	.857	COREY CRAWFORD	1	60	2	2.00	0	1	0	0	18	.889				
POWER PLAY	0 - 1 (0%)			PENALTY KILLING			1 - 1 (100%)			POWER PLAY	0 - 1 (0%)			PENALTY KILLING			1 - 1 (100%)								



# Colorado Avalanche

## CLUB INFORMATION

**Founded** ..... 1972-73 (WHA), 1979-80 (NHL), 1995-96 (Colorado)  
**Home Arena** ..... Pepsi Center (18,007)  
**Stanley Cups** ..... 2 (most recent, 2001)  
**President & Alternate Governor** ..... Pierre Lacroix  
**Executive Vice President & General Manager** ..... Greg Sherman  
**Head Coach** ..... Joe Sacco  
**Assistant Coaches** ..... Sylvain Lefebvre, Adam Deadmarsh  
**Sr. V.P., Communications & Business Operations** ..... Jean Martineau  
 2011-12 Record ..... 41-35-6 (88 points)  
 2011-12 Finish ..... 3rd, Northwest Division  
 2011-12 Playoffs ..... DNQ

Pepsi Center  
 1000 Chopper Circle  
 Denver, CO 80204  
 303.405.1100  
 Fax: 303.893.0614  
 www.coloradoavalanche.com



## ALL-TIME SERIES HISTORY

YEAR	TOTALS						HOME						AWAY											
	GP	W	L	T	OT	PTS	GF	GA	GP	W	L	T	OT	PTS	GF	GA	GP	W	L	T	OT	PTS	GF	GA
79-80	4	1	1	2	-	4	12	8	2	1	0	1	-	3	8	3	2	0	1	1	-	1	4	5
80-81	4	0	4	0	-	0	17	30	2	0	2	0	-	0	11	17	2	0	2	0	-	0	6	13
81-82	3	0	2	1	-	1	8	14	2	0	1	1	-	1	8	11	1	0	1	0	-	0	0	3
82-83	3	1	1	1	-	3	15	13	1	0	1	0	-	0	4	5	2	1	0	1	-	3	11	8
83-84	3	1	2	0	-	2	10	13	2	1	1	0	-	2	7	7	1	0	1	0	-	0	3	6
84-85	3	2	1	0	-	4	16	8	1	0	1	0	-	0	3	5	2	2	0	0	-	4	13	3
85-86	3	3	0	0	-	6	14	8	2	2	0	0	-	4	7	3	1	1	0	0	-	2	7	5
86-87	3	0	2	1	-	1	8	12	1	0	1	0	-	0	1	4	2	0	1	1	-	1	7	8
87-88	3	2	1	0	-	4	9	7	2	1	1	0	-	2	7	6	1	1	0	0	-	2	2	1
88-89	3	2	0	1	-	5	12	6	1	1	0	0	-	2	4	1	2	1	0	1	-	3	8	5
89-90	3	3	0	0	-	6	19	5	2	2	0	0	-	4	16	5	1	1	0	0	-	2	3	0
90-91	3	2	1	0	-	4	12	8	1	1	0	0	-	2	5	3	2	1	1	0	-	2	7	5
91-92	3	3	0	0	-	6	17	7	1	1	0	0	-	2	3	1	2	2	0	0	-	4	14	6
92-93	3	2	0	1	-	5	14	8	2	1	0	1	-	3	8	4	1	1	0	0	-	2	6	4
93-94	4	2	2	0	-	4	12	10	2	1	1	0	-	2	5	5	2	1	1	0	-	2	7	5
94-95	4	2	2	0	-	4	13	15	2	2	0	0	-	4	10	6	2	0	2	0	-	0	3	9
95-96	2	1	1	0	-	2	5	5	1	1	0	0	-	2	3	1	1	0	1	0	-	0	2	4
96-97	2	1	1	0	-	2	6	4	1	1	0	0	-	2	6	3	1	0	1	0	-	0	0	1
97-98	2	0	1	1	-	1	9	10	1	0	0	1	-	1	6	6	1	0	1	0	-	0	3	4
98-99	2	0	2	0	-	0	3	6	1	0	1	0	-	0	2	3	1	0	1	0	-	0	1	3
99-00	1	1	0	0	0	2	2	1	1	1	0	0	0	2	2	1	0	0	0	0	0	0	0	0
00-01	2	1	0	0	1	3	6	5	1	0	0	0	1	1	3	4	1	1	0	0	0	2	3	1
01-02	1	1	0	0	0	2	3	0	0	0	0	0	0	0	0	0	1	1	0	0	0	2	3	0
02-03	2	1	0	1	0	3	4	3	1	1	0	0	0	2	2	1	1	0	0	1	0	1	2	2
03-04	1	0	1	0	0	0	1	4	0	0	0	0	0	0	0	0	1	0	1	0	0	0	1	4
05-06	Teams did not meet in 2005-06																							
06-07	1	1	0	-	0	2	5	3	0	0	0	-	0	0	0	0	1	1	0	-	0	2	5	3
07-08	1	1	0	-	0	2	2	1	1	1	0	-	0	2	2	1	0	0	0	-	0	0	0	0
08-09	1	0	1	-	0	0	1	4	1	0	1	-	0	0	1	4	0	0	0	-	0	0	0	0
09-10	1	1	0	-	0	2	6	1	0	0	0	-	0	0	0	0	1	1	0	-	0	2	6	1
10-11	1	0	1	-	0	0	2	3	1	0	1	-	0	0	2	3	0	0	0	-	0	0	0	0
11-12	1	0	1	-	0	0	1	2	0	0	0	-	0	0	0	0	1	0	1	-	0	0	1	2
<b>Totals</b>	<b>73</b>	<b>35</b>	<b>28</b>	<b>9</b>	<b>1</b>	<b>80</b>	<b>264</b>	<b>224</b>	<b>36</b>	<b>19</b>	<b>12</b>	<b>4</b>	<b>1</b>	<b>43</b>	<b>136</b>	<b>113</b>	<b>37</b>	<b>16</b>	<b>16</b>	<b>5</b>	<b>0</b>	<b>37</b>	<b>128</b>	<b>111</b>

## SERIES INFORMATION

	Overall	at Washington	at Colorado
All-Time Series (W-L-T-OT)	WSH leads, 35-28-9-1	WSH leads, 19-12-4-1	Series tied, 16-16-5-0
Current Streak	2 COL win (12/11/10-12/17/12)	1 COL win (2/20/09)	1 COL win (12/17/12)
Last Washington Win	12/15/09 (6-1)	1/9/08 (2-1)	12/15/09 (6-1)
Last Colorado Win	12/17/12 (2-1)	2/20/09 (4-1)	12/17/12 (2-1)
Last Tie	12/16/03 (2-2)	11/18/97 (6-6)	12/16/03 (2-2)
Last Overtime Game	12/16/03 (T, 2-2)	10/17/00 (L, 4-3)	12/16/03 (T, 2-2)
Overtime Record	0-1-9	0-1-4	0-0-5
Last 10 Games (W-L-T-OT)	5-4-1-0	6-3-1-0	4-5-1-0
Longest Unbeaten Streak	9 (12/22/87-11/6/90)	9 (3/4/88-11/9/93)	5 (12/22/87-11/6/90)
Longest Winning Streak	5 (3/14/91-11/22/92)	6 (3/4/88-12/17/91)	3 (two times)
Longest Winless Streak	9 (1/20/80-2/7/82)	7 (1/26/80-10/16/83)	6 (1/24/95-3/26/99)
Longest Losing Streak	6 (11/18/80-1/5/82)	3 (2/22/81-10/21/81)	6 (1/24/95-3/26/99)
Washington Shutouts (Last)	4 (3/19/02)	1 (11/23/85)	3 (3/19/02)
Colorado Shutouts (Last)	2 (10/28/96)	none	2 (10/28/96)
Last Washington Hat Trick	P. Bondra (3/6/97)	P. Bondra (3/6/97)	none
Last Colorado Hat Trick	C. Lemieux (11/18/97)	C. Lemieux (11/18/97)	none
Most Washington Goals	12 (2/6/90)	12 (2/6/90)	10 (11/10/91)
Most Colorado Goals	11 (2/22/81)	11 (2/22/81)	7 (3/4/81)



# Colorado Avalanche

## 2011-12 WASHINGTON CAPITALS VS. COLORADO AVALANCHE

CAPITALS LOST SEASON SERIES 0-1-0 • COLORADO 1-0-0

**COLORADO**                      **AVALANCHE**                      **CAPITALS**                      **ATTEND**                      **GOALTENDERS**                      **W. GOAL**  
 DEC. 17, 2011                      2                      1                      16,011                      JEAN-SEBASTIEN GIGUERE/MICHAL NEUVIRTH                      ERIK JOHNSON

<b>CAPITALS</b>														<b>AVALANCHE</b>													
GP	G	A	P	+/-	PIM	PP	SH	GW	EN	S	%	GP	G	A	P	+/-	PIM	PP	SH	GW	EN	S	%				
ALEXANDER SEMIN	1	1	0	1	1	0	0	0	0	0	1	100	ERIK JOHNSON	1	1	1	2	2	0	0	0	1	0	1	100		
KARL ALZNER	1	0	1	1	0	0	0	0	0	0	1	0	CODY MCLEOD	1	1	0	1	1	5	0	0	0	0	1	100		
DMITRY ORLOV	1	0	1	1	1	0	0	0	0	0	0	0	MILAN HEJDUK	1	0	1	1	0	0	0	0	0	0	3	0		
NICKLAS BACKSTROM	1	0	0	0	0	0	0	0	0	0	2	0	GABRIEL LANDESKOG	1	0	1	1	1	0	0	0	0	0	7	0		
TROY BROUWER	1	0	0	0	-1	0	0	0	0	0	1	0	SHANE O'BRIEN	1	0	1	1	0	2	0	0	0	0	0	0		
JOHN CARLSON	1	0	0	0	-2	0	0	0	0	0	0	0	EVAN BROPHEY	1	0	0	0	-1	0	0	0	0	0	0	0		
JASON CHIMERA	1	0	0	0	-2	0	0	0	0	0	4	0	MATT DUCHENE	1	0	0	0	0	0	0	0	0	0	2	0		
JOHN ERSKINE	1	0	0	0	-1	0	0	0	0	0	1	0	STEFAN ELLIOTT	1	0	0	0	0	0	0	0	0	0	2	0		
JEFF HALPERN	1	0	0	0	2	2	0	0	0	0	0	0	TJ GALIARDI	1	0	0	0	0	2	0	0	0	0	4	0		
ROMAN HAMRLIK	1	0	0	0	1	0	0	0	0	0	1	0	JAN HEJDA	1	0	0	0	0	2	0	0	0	0	0	0		
MATT HENDRICKS	1	0	0	0	0	5	0	0	0	0	0	0	MATT HUNWICK	1	0	0	0	0	0	0	0	0	0	3	0		
MARCUS JOHANSSON	1	0	0	0	0	6	0	0	0	0	0	0	BRAD MALONE	1	0	0	0	0	0	0	0	0	0	0	0		
MIKE KNUBLE	1	0	0	0	0	0	0	0	0	0	0	0	JAY MCCLEMENT	1	0	0	0	0	2	0	0	0	0	1	0		
BROOKS LAICH	1	0	0	0	-2	0	0	0	0	0	5	0	RYAN O'BRYNE	1	0	0	0	0	0	0	0	0	0	0	0		
ALEX OVECHKIN	1	0	0	0	0	0	1	0	0	0	7	0	RYAN O'REILLY	1	0	0	0	1	0	0	0	0	0	1	0		
MATHIEU PERREAULT	1	0	0	0	0	2	0	0	0	0	0	0	PAUL STASTNY	1	0	0	0	-1	0	0	0	0	0	0	0		
JOEL WARD	1	0	0	0	0	0	0	0	0	0	1	0	DAVID VAN DER GULIK	1	0	0	0	1	0	0	0	0	0	0	0		
DENNIS WIDEMAN	1	0	0	0	0	0	0	0	0	0	2	0	DANIEL WINNIK	1	0	0	0	0	0	0	0	0	0	3	0		
<b>GOALTENDER</b>														<b>GOALTENDER</b>													
GP	MIN	GA	GAA	SO	W	L	OT	SA	SV%	GP	MIN	GA	GAA	SO	W	L	OT	SA	SV%								
MICHAL NEUVIRTH	1	59	2	2.03	0	0	1	0	28	0.929	J.-SEBASTIEN GIGUERE	1	60	1	1.00	0	1	0	0	26	0.962						
POWER PLAY	0-4 (0%)			PENALTY KILLING				2-2 (100.0%)			POWER PLAY	0-2 (0.0%)			PENALTY KILLING				4-4 (100.0%)								



# Columbus Blue Jackets

## CLUB INFORMATION

**Founded** .....2000-01  
**Home Arena** .....Nationwide Arena (18,144)  
**Stanley Cups** .....none  
**President of Hockey Operations/Alternate Governor** ..... John Davidson  
**Executive V.P. of Hockey Operations and General Manager** ..... Scott Howson  
**Head Coach** ..... Todd Richards  
**Associate Coach** ..... Craig Hartsburg  
**Assistant Coaches** ..... Keith Acton, Dan Hinote  
**Vice President of Public Relations & Team Services** ..... Todd Sharrock  
 2011-12 Record .....29-46-7 (65 points)  
 2011-12 Finish ..... 5th, Central Division  
 2010-11 Playoffs .....DNQ

Nationwide Arena  
 200 W. Nationwide Blvd.  
 Columbus, OH 43215  
 614.246.4625  
 Fax: 614.246.4007  
 www.bluejackets.com



## ALL-TIME SERIES HISTORY

YEAR	TOTALS									HOME					AWAY									
	GP	W	L	T	OT	PTS	GF	GA	GP	W	L	T	OT	PTS	GF	GA	GP	W	L	T	OT	PTS	GF	GA
00-01	1	0	1	0	0	0	1	3	0	0	0	0	0	0	0	0	1	0	1	0	0	0	1	3
01-02	2	2	0	0	0	4	11	5	1	1	0	0	0	2	6	3	1	1	0	0	0	2	5	2
02-03	2	1	0	1	0	3	6	5	1	0	0	1	0	1	2	2	1	1	0	0	0	2	4	3
03-04	1	1	0	0	0	2	5	3	0	0	0	0	0	0	0	0	1	1	0	0	0	2	5	3
05-06	1	1	0	-	0	2	3	2	1	1	0	-	0	2	3	2	0	0	0	-	0	0	0	0
06-07	Teams did not meet in 2006-07																							
07-08	1	1	0	-	0	2	4	3	0	0	0	-	0	0	0	0	1	1	0	-	0	2	4	3
08-09	2	0	2	-	0	0	0	6	1	0	1	-	0	0	0	3	1	0	1	-	0	0	0	3
09-10	2	1	0	-	1	3	7	7	1	0	0	-	1	1	4	5	1	1	0	-	0	2	3	2
10-11	1	1	0	-	0	2	4	3	1	1	0	-	0	2	4	3	0	0	0	-	0	0	0	0
11-12	1	1	0	-	0	2	4	2	0	0	0	-	0	0	0	0	1	1	0	-	0	2	4	2
<b>Totals</b>	<b>14</b>	<b>9</b>	<b>3</b>	<b>1</b>	<b>1</b>	<b>20</b>	<b>45</b>	<b>39</b>	<b>6</b>	<b>3</b>	<b>1</b>	<b>1</b>	<b>1</b>	<b>8</b>	<b>19</b>	<b>18</b>	<b>8</b>	<b>6</b>	<b>2</b>	<b>0</b>	<b>0</b>	<b>12</b>	<b>26</b>	<b>21</b>

## SERIES INFORMATION

All-Time Series (W-L-T-OT)  
 Current Streak  
 Last Washington Win  
 Last Columbus Win  
 Last Tie  
 Last Overtime Game  
 Overtime Record  
 Last 10 Games (W-L-T-OT)  
 Longest Unbeaten Streak  
 Longest Winning Streak  
 Longest Winless Streak  
 Longest Losing Streak  
 Washington Shutouts (Last)  
 Columbus Shutouts (Last)  
 Last Washington Hat Trick  
 Last Columbus Hat Trick  
 Most Washington Goals  
 Most Columbus Goals

### Overall

WSH leads, 9-3-1-1  
 3 WSH wins (4/3/10-12/31/11)  
 12/31/12 (4-2)  
 11/1/09 (5-4 ot)  
 1/3/03 (2-2)  
 3/31/11 (W, 4-3 ot)  
 3-1-1  
 6-2-1-1  
 7 (1/09/02-2/5/08)  
 3 (two times)  
 3 (11/29/08-11/1/09)  
 3 (11/29/08-11/1/09)  
 none  
 2 (1/9/09)  
 P. Bondra (11/29/03)  
 none  
 6 (1/9/02)  
 5 (11/1/09)

### at Washington

WSH leads, 3-1-1-1  
 1 WSH win (3/31/11)  
 3/31/11 (4-3 ot)  
 11/1/09 (5-4 ot)  
 1/3/03 (2-2)  
 3/31/11 (W, 4-3 ot)  
 1-1-1  
 3-1-1-1  
 3 (1/9/02-10/5/05)  
 1 (three times)  
 2 (1/9/09-11/1/09)  
 2 (1/9/09-11/1/09)  
 none  
 1 (1/9/09)  
 none  
 none  
 6 (1/9/02)  
 5 (11/1/09)

### at Columbus

WSH leads, 6-2-0-0  
 2 WSH win (4/3/10-12/21/12)  
 12/31/12 (4-2)  
 11/29/08 (3-0)  
 none  
 2/5/08 (W, 4-3)  
 2-0-0  
 6-2-0-0  
 4 (3/23/02-2/5/08)  
 4 (3/23/02-2/5/08)  
 1 (two times)  
 1 (two times)  
 none  
 1 (11/29/08)  
 P. Bondra (11/29/03)  
 none  
 5 (two times)  
 3 (five times)

# Columbus Blue Jackets

## 2011-12 WASHINGTON CAPITALS VS. COLUMBUS BLUE JACKETS

CAPITALS WON SEASON SERIES 1-0-0 • COLUMBUS 0-1-0

**COLUMBUS**                      **BLUE JACKETS**                      **CAPITALS**                      **ATTEND**                      **GOALTENDERS**                      **W. GOAL**  
 MAR 31, 2011                      3                      4                      18,398                      MICHAL NEUVIRTH / STEVE MASON                      JASON CHIMERA

<b>CAPITALS</b>														<b>BLUE JACKETS</b>													
GP	G	A	P	+/-	PIM	PP	SH	GW	EN	S	%	GP	G	A	P	+/-	PIM	PP	SH	GW	EN	S	%				
DENNIS WIDEMAN	1	1	2	3	3	0	0	0	1	0	3	33.3	JOHN MOORE	1	1	0	1	-1	0	0	0	0	0	3	33.3		
ALEX OVECHKIN	1	2	0	2	1	2	1	0	0	0	6	33.3	SAMUEL PAHLSSON	1	1	0	1	1	0	0	0	0	0	1	100		
ALEXANDER SEMIN	1	1	0	1	0	0	0	0	0	0	3	33.3	JEFF CARTER	1	0	1	1	-1	0	0	0	0	0	4	0		
KARL ALZNER	1	0	1	1	-2	0	0	0	0	0	1	0	MARC METHOT	1	0	1	1	0	2	0	0	0	0	2	0		
NICKLAS BACKSTROM	1	0	1	1	0	0	0	0	0	0	0	0	RICK NASH	1	0	1	1	-1	0	0	0	0	0	4	0		
ROMAN HAMRLIK	1	0	1	1	3	0	0	0	0	0	2	0	RJ UMBERGER	1	0	1	1	0	0	0	0	0	0	3	0		
MARCUS JOHANSSON	1	0	1	1	1	0	0	0	0	0	0	0	JARED BOLL	1	0	0	0	0	0	0	0	0	0	1	0		
DMITRY ORLOV	1	0	1	1	0	2	0	0	0	0	0	0	DERICK BRASSARD	1	0	0	0	0	0	0	0	0	0	2	0		
TROY BROUWER	1	0	0	0	0	0	0	0	0	0	3	0	GRANT CLITSOME	1	0	0	0	0	2	0	0	0	0	2	0		
JOHN CARLSON	1	0	0	0	-2	0	0	0	0	0	2	0	DEREK DORSETT	1	0	0	0	1	2	0	0	0	0	1	0		
JASON CHIMERA	1	0	0	0	-1	2	0	0	0	0	0	0	RYAN JOHANSEN	1	0	0	0	0	0	0	0	0	0	3	0		
CODY EAKIN	1	0	0	0	0	0	0	0	0	0	0	0	AARON JOHNSON	1	0	0	0	-1	0	0	0	0	0	2	0		
JEFF HALPERN	1	0	0	0	1	0	0	0	0	0	1	0	MARK LETESTU	1	0	0	0	0	0	0	0	0	0	3	0		
MATT HENDRICKS	1	0	0	0	0	0	0	0	0	0	0	0	DEREK MACKENZIE	1	0	0	0	0	0	0	0	0	0	0	0		
MIKE KNUBLE	1	0	0	0	0	0	1	0	0	0	2	0	VINNY PROSPAL	1	0	0	0	0	0	0	0	0	0	1	0		
BROOKS LAICH	1	0	0	0	-1	0	0	0	0	0	3	0	DAVID SAVARD	1	0	0	0	0	0	0	0	0	0	1	0		
JEFF SCHULTZ	1	0	0	0	0	0	0	0	0	0	0	0	FEDOR TYUTIN	1	0	0	0	0	0	0	0	0	0	2	0		
JOEL WARD	1	0	0	0	0	0	0	0	0	0	0	0	ANTOINE VERMETTE	1	0	0	0	-1	0	0	0	0	0	2	0		

<b>GOALTENDER</b>												<b>GOALTENDER</b>											
GP	MIN	GA	GAA	SO	W	L	OT	SA	SV%	GP	MIN	GA	GAA	SO	W	L	OT	SA	SV%				
TOMAS VOKOUN	1	60	2	2.00	0	1	0	0	37	0.946	STEVE MASON	1	58	4	4.15	0	0	1	0	26	0.846		

POWER PLAY      1-1 (100.0%)      PENALTY KILLING      1-1 (100.0%)      POWER PLAY      0-1 (0.0%)      PENALTY KILLING      0-1 (0.0%)





# Dallas Stars

## CLUB INFORMATION

**Founded** ..... 1967-68 (Minnesota), 1993-94 (Dallas)  
**Home Arena** ..... American Airlines Center (18,532)  
**Stanley Cups** ..... 1 (1999)  
**General Manager** ..... Joe Nieuwendyk  
**Head Coach** ..... Glen Gulutzan  
**Assistant Coaches** ..... Curt Fraser, Paul Jerrard  
**Director, Hockey Communications & Team Services** ..... Jason Rademan  
 2011-12 Record ..... 42-35-5 (89 points)  
 2011-12 Finish ..... 4th, Pacific Division  
 2011-12 Playoffs ..... DNQ

American Airlines Center  
 2500 Victory Avenue  
 Dallas, TX 75219  
 214.387.5500  
 Fax: 214.387.5564  
 www.dallasstars.com



## ALL-TIME SERIES HISTORY

YEAR	TOTALS						HOME						AWAY											
	GP	W	L	T	OT	PTS	GF	GA	GP	W	L	T	OT	PTS	GF	GA	GP	W	L	T	OT	PTS	GF	GA
74-75	4	0	3	1	-	1	9	21	2	0	1	1	-	1	5	9	2	0	2	0	-	0	4	12
75-76	4	0	2	2	-	2	11	17	2	0	0	2	-	2	5	5	2	0	2	0	-	0	6	12
76-77	4	1	1	2	-	4	12	14	2	1	0	1	-	3	7	4	2	0	1	1	-	1	5	10
77-78	4	1	2	1	-	3	8	14	2	1	1	0	-	2	2	5	2	0	1	1	-	1	6	9
78-79	4	2	2	0	-	4	10	18	2	1	1	0	-	2	6	10	2	1	1	0	-	2	4	8
79-80	4	0	3	1	-	1	10	18	2	0	2	0	-	0	7	9	2	0	1	1	-	1	3	9
80-81	4	0	3	1	-	1	6	11	2	0	1	1	-	1	4	5	2	0	2	0	-	0	2	6
81-82	3	0	2	1	-	1	8	17	1	0	1	0	-	0	1	6	2	0	1	1	-	1	7	11
82-83	3	1	1	1	-	3	8	8	2	1	1	0	-	2	4	4	1	0	0	1	-	1	4	4
83-84	3	3	0	0	-	6	15	2	1	1	0	0	-	2	5	1	2	2	0	0	-	4	10	1
84-85	3	2	0	1	-	5	12	8	2	1	0	1	-	3	9	6	1	1	0	0	-	2	3	2
85-86	3	2	1	0	-	4	16	13	1	1	0	0	-	2	7	5	2	1	1	0	-	2	9	8
86-87	3	2	0	1	-	5	14	6	2	2	0	0	-	4	12	4	1	0	0	1	-	1	2	2
87-88	3	2	0	1	-	5	10	4	1	1	0	0	-	2	4	1	2	1	0	1	-	3	6	3
88-89	3	1	1	1	-	3	11	10	2	1	1	0	-	2	7	6	1	0	0	1	-	1	4	4
89-90	3	3	0	0	-	6	13	9	1	1	0	0	-	2	5	3	2	2	0	0	-	4	8	6
90-91	3	1	1	1	-	3	7	8	2	1	0	1	-	3	5	3	1	0	1	0	-	0	2	5
91-92	3	1	2	0	-	2	8	10	2	0	2	0	-	0	4	8	1	1	0	0	-	2	4	2
92-93	2	1	1	0	-	2	7	7	1	0	1	0	-	0	4	5	1	1	0	0	-	2	3	2
93-94	2	0	2	0	-	0	5	12	1	0	1	0	-	0	3	6	1	0	1	0	-	0	2	6
94-95	Teams did not meet in 1994-95																							
95-96	2	2	0	0	-	4	6	4	1	1	0	0	-	2	2	1	1	1	0	0	-	2	4	3
96-97	2	0	2	0	-	0	5	10	1	0	1	0	-	0	2	5	1	0	1	0	-	0	3	5
97-98	2	0	2	0	-	0	4	6	1	0	1	0	-	0	3	4	1	0	1	0	-	0	1	2
98-99	2	1	1	0	-	2	2	5	1	1	0	0	-	2	2	1	1	0	1	0	-	0	0	4
99-00	2	0	1	1	0	1	3	4	1	0	0	1	0	1	2	2	1	0	1	0	0	0	1	2
00-01	1	0	1	0	0	0	0	2	0	0	0	0	0	0	0	0	1	0	1	0	0	0	0	2
01-02	2	1	1	0	0	2	5	7	1	0	1	0	0	0	2	5	1	1	0	0	0	2	3	2
02-03	2	0	2	0	0	0	3	11	1	0	1	0	0	0	1	6	1	0	1	0	0	0	2	5
03-04	1	0	1	0	0	0	2	4	0	0	0	0	0	0	0	0	1	0	1	0	0	0	2	4
05-06	1	0	1	-	0	0	1	4	0	0	0	-	0	0	0	0	1	0	1	-	0	0	1	4
06-07	1	1	0	-	0	2	4	3	1	1	0	-	0	2	4	3	0	0	0	-	0	0	0	0
07-08	Teams did not meet in 2007-08																							
08-09	1	1	0	-	0	2	6	5	0	0	0	-	0	0	0	0	1	1	0	-	0	2	6	5
09-10	1	0	0	-	1	1	3	4	1	0	0	-	1	1	3	4	0	0	0	-	0	0	0	0
10-11	1	0	1	-	0	0	1	2	0	0	0	-	0	0	0	0	1	0	1	-	0	0	1	2
11-12	1	0	1	-	0	0	2	5	0	0	0	-	0	0	0	0	1	0	1	-	0	0	2	5
<b>Totals</b>	<b>87</b>	<b>29</b>	<b>41</b>	<b>16</b>	<b>1</b>	<b>75</b>	<b>247</b>	<b>303</b>	<b>42</b>	<b>16</b>	<b>17</b>	<b>8</b>	<b>1</b>	<b>41</b>	<b>127</b>	<b>136</b>	<b>45</b>	<b>13</b>	<b>24</b>	<b>8</b>	<b>0</b>	<b>34</b>	<b>120</b>	<b>167</b>

## SERIES INFORMATION

	Overall	at Washington	at Dallas
All-Time Series (W-L-T-OT)	WSH trails, 29-41-16-1	WSH trails, 16-17-8-1	WSH trails, 13-24-8-0
Current Streak	3 DAL wins (3/8/10-11/8/11)	1 DAL win (3/8/10)	2 DAL win (12/2/10-11/8/11)
Last Washington Win	10/25/08 (6-5 ot)	11/30/06 (4-3)	10/25/08 (6-5 ot)
Last Dallas Win	11/8/11 (5-2)	3/8/10 (4-3 so)	11/8/11 (5-2)
Last Tie	11/17/99 (2-2)	11/17/99 (2-2)	1/30/89 (4-4)
Last Overtime Game	3/8/10 (L, 4-3 so)	3/8/10 (L, 4-3 so)	10/25/08 (W, 6-5 ot)
Overtime Record	4-1-16	1-1-8	3-0-8
Last 10 Games (W-L-T-OT)	2-7-0-1	3-5-1-1	2-8-0-0
Longest Unbeaten Streak	10 (1/21/86-1/30/89)	9 (2/3/83-11/15/88)	7 (1/25/86-3/18/90)
Longest Winning Streak	4 (2/3/83-3/21/84)	6 (1/14/85-11/15/88)	3 (2/13/84-12/12/84)
Longest Winless Streak	13 (11/3/79-12/16/82)	6 (12/12/79-10/23/82)	8 (two times)
Longest Losing Streak	5 (two times)	4 (1/7/92-4/3/94)	5 (two times)
Washington Shutouts (Last)	2 (2/20/88)	none	2 (2/20/88)
Dallas Shutouts (Last)	5 (10/14/00)	1 (1/29/78)	4 (10/14/00)
Last Washington Hat Trick	none	none	none
Last Dallas Hat Trick	R. Eriksson (11/27/76)	none	R. Eriksson (11/27/76)
Most Washington Goals	8 (10/24/86)	8 (10/24/86)	6 (three times)
Most Dallas Goals	7 (four times)	6 (four times)	7 (four times)



# Dallas Stars

## 2011-12 WASHINGTON CAPITALS VS. DALLAS STARS

CAPITALS LOST SEASON SERIES 0-1-0 • DALLAS 1-0-0

WASHINGTON	STARS	CAPITALS	ATTEND	GOALTENDERS	W.GOAL																				
NOV. 8, 2011	5	2	18,506	MICHAL NEUVIRTH/KARI LEHTONEN	ADAM BURISH																				
CAPITALS	GP	G	A	P	+/-	PIM	PP	SH	GW	EN	S	%	STARS	GP	G	A	P	+/-	PIM	PP	SH	GW	EN	S	%
JOHN CARLSON	1	1	0	1	-3	0	0	0	0	0	4	25	JAMIE BENN	1	1	2	3	2	0	1	0	0	0	3	33.3
ALEXANDER SEMIN	1	1	0	1	1	4	1	0	0	0	2	50	MICHAEL RYDER	1	2	0	2	2	2	0	0	0	0	7	28.6
NICKLAS BACKSTROM	1	0	1	1	-3	0	0	0	0	0	4	0	ADAM BURISH	1	1	1	2	1	2	0	0	1	0	2	50
CODY EAKIN	1	0	1	1	1	0	0	0	0	0	1	0	ERIC NYSTROM	1	1	0	1	0	0	0	0	0	0	1	100
MARCUS JOHANSSON	1	0	1	1	0	0	0	0	0	0	1	0	TREVOR DALEY	1	0	1	1	2	2	0	0	0	0	1	0
BROOKS LAICH	1	0	1	1	0	0	0	0	0	0	1	0	RADEK DVORAK	1	0	1	1	0	0	0	0	0	0	0	0
KARL ALZNER	1	0	0	0	0	0	0	0	0	0	1	0	LOUI ERIKSSON	1	0	1	1	2	0	0	0	0	0	5	0
TROY BROUWER	1	0	0	0	-1	2	0	0	0	0	0	0	BRENDEN MORROW	1	0	1	1	1	2	0	0	0	0	3	0
JASON CHIMERA	1	0	0	0	0	2	0	0	0	0	4	0	SHELDON SOURAY	1	0	1	1	1	2	0	0	0	0	4	0
JOHN ERSKINE	1	0	0	0	0	0	0	0	0	0	3	0	JAKE DOWELL	1	0	0	0	0	5	0	0	0	0	0	0
JEFF HALPERN	1	0	0	0	-1	2	0	0	0	0	0	0	VERNON FIDDLER	1	0	0	0	0	0	0	0	0	0	0	0
ROMAN HAMRLIK	1	0	0	0	-2	2	0	0	0	0	0	0	MARK FISTRIC	1	0	0	0	0	0	0	0	0	0	1	0
MATT HENDRICKS	1	0	0	0	-1	5	0	0	0	0	0	0	ALEX GOLIGOSKI	1	0	0	0	0	0	0	0	0	0	2	0
MIKE KNUBLE	1	0	0	0	-2	0	0	0	0	0	1	0	NICKLAS GROSSMAN	1	0	0	0	2	0	0	0	0	0	0	0
ALEX OVECHKIN	1	0	0	0	-2	0	0	0	0	0	3	0	TOBY PETERSEN	1	0	0	0	0	0	0	0	0	0	2	0
JEFF SCHULTZ	1	0	0	0	-1	0	0	0	0	0	0	0	MIKE RIBEIRO	1	0	0	0	1	0	0	0	0	0	1	0
JOEL WARD	1	0	0	0	0	0	0	0	0	0	2	0	STEPHANE ROBIDAS	1	0	0	0	1	0	0	0	0	0	2	0
DENNIS WIDEMAN	1	0	0	0	-1	2	0	0	0	0	5	0	TOM WANDELL	1	0	0	0	0	0	0	0	0	0	2	0
GOALTENDER	GP	MIN	GA	GAA	SO	W	L	OT	SA	SV%	GOALTENDER	GP	MIN	GA	GAA	SO	W	L	OT	SA	SV%				
MICHAL NEUVIRTH	1	60	5	5.00	0	0	1	0	36	0.861	KARI LEHTONEN	1	60	2	2.00	0	1	0	0	32	0.938				
POWER PLAY	1-4 (25.0%)			PENALTY KILLING			4-5 (80.0%)			POWER PLAY	1-5 (20.0%)			PENALTY KILLING			3-4 (75.0%)								



# Detroit Red Wings

## CLUB INFORMATION

**Founded** .....1926-27  
**Home Arena** ..... Joe Louis Arena (20,066)  
**Stanley Cups** ..... 11 (most recent, 2008)  
**Executive Vice President, General Manager** ..... Ken Holland  
**Head Coach** ..... Mike Babcock  
**Associate Coach** ..... Tom Renney  
**Assistant Coach** ..... Bill Peters  
**Senior Director of Communications** ..... John Hahn  
 2011-12 Record ..... 48-28-6 (102 points)  
 2011-12 Finish ..... 3rd, Central Division  
 2011-12 Playoffs ..... W. Conf. quarterfinals (def. by NSH, 4-1)

Joe Louis Arena  
 19 Steve Yzerman Drive  
 Detroit, MI 48226  
 313.394.7000  
 Fax: 313.567.0296  
 www.detroitredwings.com



## ALL-TIME SERIES HISTORY

YEAR	TOTALS						HOME						AWAY													
	GP	W	L	T	OT	PTS	GF	GA	GP	W	L	T	OT	PTS	GF	GA	GP	W	L	T	OT	PTS	GF	GA		
74-75	6	1	5	0	-	2	20	33	3	1	2	0	-	2	11	14	3	0	3	0	-	0	9	19		
75-76	6	3	3	0	-	6	24	25	3	2	1	0	-	4	16	13	3	1	2	0	-	2	8	12		
76-77	6	3	0	3	-	9	20	10	3	2	0	1	-	5	12	4	3	1	0	2	-	4	8	6		
77-78	6	1	4	1	-	3	12	23	3	1	2	0	-	2	7	12	3	0	2	1	-	1	5	11		
78-79	8	2	3	3	-	7	25	25	4	1	2	1	-	3	12	12	4	1	1	2	-	4	13	13		
79-80	4	1	2	1	-	3	10	12	2	1	1	0	-	2	7	6	2	0	1	1	-	1	3	6		
80-81	4	2	1	1	-	5	20	14	2	1	1	0	-	2	11	7	2	1	0	1	-	3	9	7		
81-82	3	1	0	2	-	4	14	11	2	1	0	1	-	3	9	6	1	0	0	1	-	1	5	5		
82-83	3	2	1	0	-	4	17	12	1	1	0	0	-	2	5	2	2	1	1	0	-	2	12	10		
83-84	3	1	2	0	-	2	6	9	2	1	1	0	-	2	5	5	1	0	1	0	-	0	1	4		
84-85	3	2	1	0	-	4	11	6	1	1	0	0	-	2	4	0	2	1	1	0	-	2	7	6		
85-86	3	2	1	0	-	4	8	13	2	2	0	0	-	4	8	6	1	0	1	0	-	0	0	7		
86-87	3	2	0	1	-	5	13	6	1	1	0	0	-	2	8	2	2	1	0	1	-	3	5	4		
87-88	3	0	2	1	-	1	3	9	2	0	1	1	-	1	2	3	1	0	1	0	-	0	1	6		
88-89	3	1	1	1	-	3	10	10	1	0	1	0	-	0	3	4	2	1	0	1	-	3	7	6		
89-90	3	3	0	0	-	6	16	8	2	2	0	0	-	4	11	5	1	1	0	0	-	2	5	3		
90-91	3	3	0	0	-	6	11	7	1	1	0	0	-	2	6	4	2	2	0	0	-	4	5	3		
91-92	3	0	3	0	-	0	9	14	1	0	1	0	-	0	4	5	2	0	2	0	-	0	5	9		
92-93	3	2	1	0	-	4	13	10	1	0	1	0	-	0	5	7	2	2	0	0	-	4	8	3		
93-94	2	1	0	1	-	3	8	5	1	1	0	0	-	2	6	3	1	0	0	1	-	1	2	2		
94-95	Teams did not meet in 1994-95																									
95-96	2	0	2	0	-	0	5	8	1	0	1	0	-	0	2	4	1	0	1	0	-	0	3	4		
96-97	2	0	2	0	-	0	4	7	1	0	1	0	-	0	0	2	1	0	1	0	-	0	4	5		
97-98	2	0	2	0	-	0	2	6	1	0	1	0	-	0	2	4	1	0	1	0	-	0	0	2		
98-99	1	0	1	0	-	0	2	3	1	0	1	0	-	0	2	3	0	0	0	0	-	0	0	0		
99-00	2	1	0	1	0	3	6	4	1	0	0	1	0	1	2	2	1	1	0	0	0	2	4	2		
00-01	2	1	0	0	1	3	7	4	1	1	0	0	0	2	6	2	1	0	0	0	1	1	1	2		
01-02	1	0	1	0	0	0	1	3	0	0	0	0	0	0	0	0	1	0	1	0	0	0	1	3		
02-03	1	0	1	0	0	0	1	5	1	0	1	0	0	0	1	5	0	0	0	0	0	0	0	0		
03-04	2	1	1	0	0	2	5	6	1	0	1	0	0	0	1	5	1	1	0	0	0	2	4	1		
05-06	1	0	1	-	0	0	3	4	1	0	1	-	0	0	3	4	0	0	0	-	0	0	0	0		
06-07	Teams did not meet in 2006-07																									
07-08	1	0	0	-	1	1	3	4	0	0	0	-	0	0	0	0	1	0	0	-	1	1	3	4		
08-09	1	1	0	-	0	2	4	2	1	1	0	-	0	2	4	2	0	0	0	-	0	0	0	0		
09-10	2	1	1	-	0	2	5	5	1	1	0	-	0	2	3	2	1	0	1	-	0	0	2	3		
10-11	1	0	1	-	0	0	2	3	0	0	0	-	0	0	0	0	1	0	1	-	0	0	2	3		
11-12	2	2	0	-	0	4	12	4	50	24	21	5	0	53	185	156	1	1	0	-	0	2	5	3		
<b>Totals</b>	<b>101</b>	<b>40</b>	<b>43</b>	<b>16</b>	<b>2</b>	<b>98</b>	<b>332</b>	<b>330</b>									<b>51</b>	<b>16</b>	<b>22</b>	<b>11</b>	<b>2</b>	<b>45</b>	<b>147</b>	<b>174</b>		

## SERIES INFORMATION

All-Time Series (W-L-T-OT)  
 Current Streak  
 Last Washington Win  
 Last Detroit Win  
 Last Tie  
 Last Overtime Game  
 Overtime Record  
 Last 10 Games (W-L-T-OT)  
 Longest Unbeaten Streak  
 Longest Winning Streak  
 Longest Winless Streak  
 Longest Losing Streak  
 Washington Shutouts (Last)  
 Detroit Shutouts (Last)  
 Last Washington Hat Trick  
 Last Detroit Hat Trick  
 Most Washington Goals  
 Most Detroit Goals

### Overall

WSH trails, 40-43-16-2  
 2 WSH wins (10/22/11-3/19/12)  
 3/19/12 (5-3)  
 3/16/11 (3-2)  
 3/3/00 (2-2)  
 12/17/07 (L, 4-3 so)  
 4-2-16  
 5-4-0-1  
 9 (3/30/76-12/23/77)  
 6 (11/29/89-1/22/91)  
 9 (3/25/94-3/3/00)  
 7 (1/13/96-10/13/98)  
 3 (12/9/84)  
 6 (1/11/98)  
 R. Zednik (10/31/00)  
 S. Fedorov (12/26/96)  
 9 (2/25/90)  
 8 (three times)

### at Washington

WSH leads, 24-21-5-0  
 3 WSH wins (1/31/09-10/22/11)  
 10/22/12 (7-1)  
 12/9/05 (4-3)  
 3/3/00 (2-2)  
 3/3/00 (T, 2-2)  
 2-0-5  
 4-5-1-0  
 6 (2/15/76-12/23/77)  
 3 (two times)  
 5 (1/13/96-3/3/00)  
 4 (1/13/96-10/13/98)  
 1 (12/9/84)  
 3 (12/4/96)  
 R. Zednik (10/31/00)  
 M. Bergeron (12/12/75)  
 9 (2/25/90)  
 8 (2/15/76)

### at Detroit

WSH trails, 16-22-11-2  
 1 WSH win (3/19/12)  
 3/19/12 (5-3)  
 3/16/11 (3-2)  
 3/25/94 (2-2)  
 12/17/07 (L, 4-3 so)  
 2-2-11  
 3-4-3  
 5 (11/1/88-1/22/91)  
 4 (11/27/88-1/22/91)  
 5 (two times)  
 4 (10/19/74-12/31/75)  
 2 (3/26/81)  
 3 (1/11/98)  
 T. White (2/21/76)  
 S. Fedorov (12/26/96)  
 7 (two times)  
 8 (two times)



# Detroit Red Wings

## 2011-12 WASHINGTON CAPITALS VS. DETROIT RED WINGS

CAPITALS WON SEASON SERIES, 2-0-0 • DETROIT 0-2-0

<b>DETROIT</b>	<b>RED WINGS</b>	<b>CAPITALS</b>	<b>ATTEND</b>	<b>GOALTENDERS</b>	<b>W. GOAL</b>
MAR 19, 2012	3	5	20,066	BRADEN HOLTBY / JIMMY HOWARD	KEITH AUCOIN

<b>WASHINGTON</b>	<b>RED WINGS</b>	<b>CAPITALS</b>	<b>ATTEND</b>	<b>GOALTENDERS</b>	<b>W. GOAL</b>
OCT 22, 2011	1	7	18,506	TOMAS VOKOUN / TY CONKLIN	MARCUS JOHANSSON

<b>CAPITALS</b>													<b>RED WINGS</b>												
GP	G	A	P	+/-	PIM	PP	SH	GW	EN	S	%	GP	G	A	P	+/-	PIM	PP	SH	GW	EN	S	%		
MIKE GREEN	2	2	3	5	4	0	2	0	0	0	5	40.0	BRENDAN SMITH	1	0	2	2	0	0	0	0	0	2	0.0	
ALEX OVECHKIN	2	2	2	4	0	0	2	0	0	0	6	33.3	NIKLAS KRONWALL	2	1	0	1	-1	2	1	0	0	0	3	33.3
MATHIEU PERREAULT	2	2	1	3	2	0	0	0	0	0	2	100.0	DAN CLEARY	2	1	0	1	-2	0	0	0	0	0	10	10.0
MARCUS JOHANSSON	2	1	2	3	2	2	0	0	1	0	2	50.0	TODD BERTUZZI	2	1	0	1	0	4	0	0	0	0	3	33.3
MIKE KNUBLE	2	1	2	3	1	2	0	0	0	0	3	33.3	KYLE QUINCEY	1	1	0	1	-1	0	1	0	0	0	1	100.0
ALEXANDER SEMIN	2	0	3	3	2	2	0	0	0	0	0	0.0	JIRI HUDLER	2	0	1	1	-2	2	0	0	0	0	1	0.0
JASON CHIMERA	2	1	1	2	1	0	1	0	0	1	2	50.0	GUSTAV NYQUIST	1	0	1	1	1	0	0	0	0	0	1	0.0
NICKLAS BACKSTROM	1	1	1	2	1	0	0	0	0	0	3	33.3	PAVEL DATSYUK	2	0	1	1	0	0	0	0	0	0	5	0.0
DENNIS WIDEMAN	2	0	2	2	1	0	0	0	0	0	3	0.0	BRAD STUART	2	0	1	1	0	0	0	0	0	0	5	0.0
BROOKS LAICH	2	0	2	2	0	0	0	0	0	0	4	0.0	JUSTIN ABDELKADER	2	0	1	1	-2	0	0	0	0	0	4	0.0
MATT HENDRICKS	2	0	2	2	2	4	0	0	0	0	2	0.0	NICKLAS LIDSTROM	1	0	1	1	-1	0	0	0	0	0	5	0.0
JOEL WARD	1	1	0	1	1	0	0	0	0	0	1	100.0	JONATHAN ERICSSON	1	0	0	0	-3	0	0	0	0	0	3	0.0
KEITH AUCOIN	1	1	0	1	1	0	0	0	1	0	2	50.0	IAN WHITE	2	0	0	0	-1	2	0	0	0	0	5	0.0
TROY BROUWER	2	0	1	1	0	0	0	0	0	0	2	0.0	VALTTERI FILPPULA	2	0	0	0	-2	0	0	0	0	0	5	0.0
JEFF HALPERN	2	0	1	1	2	2	0	0	0	0	3	0.0	HENRIK ZETTERBERG	2	0	0	0	-1	2	0	0	0	0	6	0.0
JOHN CARLSON	2	0	1	1	0	0	0	0	0	0	2	0.0	FABIAN BRUNNSTROM	1	0	0	0	-1	0	0	0	0	0	0	0.0
JEFF SCHULTZ	2	0	0	0	-1	0	0	0	0	0	0	0.0	DOUG JANIK	1	0	0	0	0	0	0	0	0	0	1	0.0
JAY BEAGLE	1	0	0	0	0	0	0	0	0	0	1	0.0	JAN MURSAK	1	0	0	0	0	0	0	0	0	0	1	0.0
ROMAN HAMRLIK	2	0	0	0	4	2	0	0	0	0	3	0.0	CORY EMMERTON	2	0	0	0	-1	2	0	0	0	0	1	0.0
KARL ALZNER	2	0	0	0	2	0	0	0	0	0	1	0.0	DARREN HELM	1	0	0	0	0	0	0	0	0	0	0	0.0
													TOMAS HOLMSTROM	1	0	0	0	0	2	0	0	0	0	0	0.0
													JAKUB KINDL	1	0	0	0	-3	0	0	0	0	0	1	0.0
													JOHAN FRANZEN	1	0	0	0	-3	0	0	0	0	0	0	0.0
													DREW MILLER	1	0	0	0	-1	0	0	0	0	0	3	0.0
													PATRICK EAVES	1	0	0	0	-1	0	0	0	0	0	0	0.0

<b>GOALTENDER</b>											<b>GOALTENDER</b>										
GP	MIN	GA	GAA	SO	W	L	OT	SA	SV%	GP	MIN	GA	GAA	SO	W	L	OT	SA	SV%		
BRADEN HOLTBY	1	60	3	3.00	0	1	0	0	33	.909	JIMMY HOWARD	1	59	4	4.05	0	0	1	0	21	.810
TOMAS VOKOUN	1	60	1	1.00	0	1	0	0	33	.970	TY CONKLIN	1	60	7	7.00	0	0	1	0	25	.720

POWER PLAY	5 - 8 (62.5%)	PENALTY KILLING	5 - 7 (71.4%)	POWER PLAY	2 - 7 (28.6%)	PENALTY KILLING	3 - 8 (37.5%)
------------	---------------	-----------------	---------------	------------	---------------	-----------------	---------------



# Edmonton Oilers

## CLUB INFORMATION

**Founded** ..... 1972-73 (WHA), 1979-80 (NHL)  
**Home Arena** ..... Rexall Place (16,839)  
**Stanley Cups** ..... 5 (most recent, 1990)  
**President and Chief Operating Officer** ..... Patrick Laforce  
**President of Hockey Operations** ..... Kevin Lowe  
**General Manager** ..... Steve Tambellini  
**Head Coach** ..... Ralph Krueger  
**Assistant Coaches** ..... Kelly Buchberger, Steve Smith  
**Director, Communications and Media Relations** ..... J.J. Hebert  
 2011-12 Record ..... 32-40-10 (74 points)  
 2011-12 Finish ..... 5th, Northwest Division  
 2011-12 Playoffs ..... DNQ

Rexall Place  
 11230-110 Street  
 Edmonton, Alb. T5G 3H7  
 780.414.4000  
 Fax: 780.409.5890  
 www.edmontonoilers.com



## ALL-TIME SERIES HISTORY

YEAR	TOTALS							HOME					AWAY											
	GP	W	L	T	OT	PTS	GF	GA	GP	W	L	T	OT	PTS	GF	GA	GP	W	L	T	OT	PTS	GF	GA
79-80	4	1	3	0	-	2	13	22	2	0	2	0	-	0	5	10	2	1	1	0	-	2	8	12
80-81	4	2	1	1	-	5	17	14	2	2	0	0	-	4	12	6	2	0	1	1	-	1	5	8
81-82	3	0	2	1	-	1	10	15	2	0	1	1	-	1	7	10	1	0	1	0	-	0	3	5
82-83	3	0	2	1	-	1	9	14	1	0	1	0	-	0	3	5	2	0	1	1	-	1	6	9
83-84	3	1	2	0	-	2	16	20	2	1	1	0	-	2	13	9	1	0	1	0	-	0	3	11
84-85	3	0	1	2	-	2	11	14	1	0	1	0	-	0	5	8	2	0	0	2	-	2	6	6
85-86	3	3	0	0	-	6	15	8	2	2	0	0	-	4	10	6	1	1	0	0	-	2	5	2
86-87	3	2	1	0	-	4	13	11	1	1	0	0	-	2	5	2	2	1	1	0	-	2	8	9
87-88	3	2	1	0	-	4	8	5	2	2	0	0	-	4	6	2	1	0	1	0	-	0	2	3
88-89	3	2	1	0	-	4	16	9	1	1	0	0	-	2	5	3	2	1	1	0	-	2	11	6
89-90	3	1	2	0	-	2	11	13	2	0	2	0	-	0	7	10	1	1	0	0	-	2	4	3
90-91	3	3	0	0	-	6	12	6	1	1	0	0	-	2	6	3	2	2	0	0	-	4	6	3
91-92	2	2	0	0	-	4	12	7	1	1	0	0	-	2	6	2	1	1	0	0	-	2	6	5
92-93	2	1	1	0	-	2	6	7	1	1	0	0	-	2	4	3	1	0	1	0	-	0	2	4
93-94	2	1	0	1	-	3	5	4	1	0	0	1	-	1	2	2	1	1	0	0	-	2	3	2
94-95	Teams did not meet in 1994-95																							
95-96	2	2	0	0	-	4	8	4	1	1	0	0	-	2	6	3	1	1	0	0	-	2	2	1
96-97	2	0	2	0	-	0	2	7	1	0	1	0	-	0	1	3	1	0	1	0	-	0	1	4
97-98	2	1	1	0	-	2	4	5	1	1	0	0	-	2	2	1	1	0	1	0	-	0	2	4
98-99	2	1	1	0	-	2	6	11	1	1	0	0	-	2	4	3	1	0	1	0	-	0	2	8
99-00	1	0	1	0	0	0	2	6	0	0	0	0	0	0	0	0	1	0	1	0	0	0	2	6
00-01	1	1	0	0	0	2	4	0	1	1	0	0	0	2	4	0	0	0	0	0	0	0	0	0
01-02	2	1	1	0	0	2	5	6	1	1	0	0	0	2	4	2	1	0	1	0	0	0	1	4
02-03	1	0	1	0	0	0	3	5	0	0	0	0	0	0	0	0	1	0	1	0	0	0	3	5
03-04	1	1	0	0	0	2	1	0	1	1	0	0	0	2	1	0	0	0	0	0	0	0	0	0
05-06	Teams did not meet in 2005-06																							
06-07	1	0	1	-	0	0	0	4	0	0	0	-	0	0	0	0	1	0	1	-	0	0	0	4
07-08	1	1	0	-	0	2	5	4	1	1	0	-	0	2	5	4	0	0	0	-	0	0	0	0
08-09	1	0	1	-	0	0	2	5	1	0	1	-	0	0	2	5	0	0	0	-	0	0	0	0
09-10	1	1	0	-	0	2	4	2	0	0	0	-	0	0	0	0	1	1	0	-	0	2	4	2
10-11	1	1	0	-	0	2	5	0	1	1	0	-	0	2	5	0	0	0	0	-	0	0	0	0
11-12	1	0	1	-	0	0	2	1	0	0	0	-	0	0	0	0	1	0	1	-	0	0	1	2
<b>Totals</b>	<b>64</b>	<b>31</b>	<b>27</b>	<b>6</b>	<b>0</b>	<b>68</b>	<b>227</b>	<b>229</b>	<b>32</b>	<b>20</b>	<b>10</b>	<b>2</b>	<b>0</b>	<b>42</b>	<b>130</b>	<b>102</b>	<b>32</b>	<b>11</b>	<b>17</b>	<b>4</b>	<b>0</b>	<b>26</b>	<b>96</b>	<b>128</b>

## SERIES INFORMATION

	Overall	at Washington	at Edmonton
All-Time Series (W-L-T-OT)	WSH leads, 31-27-6-0	WSH leads, 20-10-2-0	WSH trails, 11-17-4-0
Current Streak	1 EDM win (10/27/11)	1 WSH win (3/9/11)	1 EDM win (10/27/11)
Last Washington Win	3/9/11 (5-0)	3/9/11 (5-0)	12/19/09 (4-2)
Last Edmonton Win	10/27/11 (2-1)	1/13/09 (5-2)	10/27/11 (2-1)
Last Tie	2/15/94 (2-2)	2/15/94 (2-2)	10/24/84 (3-3)
Last Overtime Game	1/17/08 (W, 5-4 so)	1/17/08 (W, 5-4 so)	10/24/93 (W, 3-2)
Overtime Record	3-0-6	2-0-2	1-0-4
Last 10 Games (W-L-T-OT)	5-5-0-0	8-2-0-0	2-8-0-0
Longest Unbeaten Streak	6 (2/14/90-3/22/92)	6 (two times)	5 (2/17/89-10/23/91)
Longest Winning Streak	6 (2/14/90-3/22/92)	6 (two times)	5 (2/17/89-10/23/91)
Longest Winless Streak	8 (1/13/82-11/9/83)	4 (1/13/82-11/9/83)	9 (2/15/80-2/23/85)
Longest Losing Streak	4 (2/23/83-11/9/83)	3 (2/28/82-11/9/83)	7 (2/9/97-10/28/06)
Washington Shutouts (Last)	5 (3/9/11)	4 (3/9/11)	1 (10/28/90)
Edmonton Shutouts (Last)	1 (10/28/06)	none	1 (10/28/06)
Last Washington Hat Trick	P. Bondra (3/10/02)	P. Bondra (3/10/02)	none
Last Edmonton Hat Trick	E. Cole (1/13/09)	E. Cole (1/13/09)	F. Pisani (3/22/03)
Most Washington Goals	9 (2/5/84)	9 (2/5/84)	8 (2/17/89)
Most Edmonton Goals	11 (11/2/83)	8 (11/9/84)	11 (11/2/83)



# Edmonton Oilers

## 2011-12 WASHINGTON CAPITALS VS. EDMONTON OILERS

CAPITALS LOST SEASON SERIES, 0-1-0 • EDMONTON 1-0-0

**EDMONTON**                      **OILERS**                      **CAPITALS**                      **ATTEND**                      **GOALTENDERS**                      **W.GOAL**  
 OCT. 27, 2011                      2                      1                      16,839                      NIKOLAI KHABIBULIN/TOMAS VOKOUN                      JORDAN EBERLE

<b>CAPITALS</b>														<b>OILERS</b>													
GP	G	A	P	+/-	PIM	PP	SH	GW	EN	S	%	GP	G	A	P	+/-	PIM	PP	SH	GW	EN	S	%				
KARL ALZNER	1	1	0	1	1	2	0	0	0	0	1	100	JORDAN EBERLE	1	1	1	2	-1	0	1	0	1	0	1	100		
JASON CHIMERA	1	0	1	1	1	0	0	0	0	0	2	0	COREY POTTER	1	0	2	2	-1	0	0	0	0	0	4	0		
JEFF HALPERN	1	0	1	1	1	0	0	0	0	0	1	0	TAYLOR HALL	1	1	0	1	-1	0	1	0	0	0	2	50		
NICKLAS BACKSTROM	1	0	0	0	0	0	0	0	0	0	4	0	RYAN NUGENT-HOPKINS	1	0	1	1	-1	0	0	0	0	0	1	0		
TROY BROUWER	1	0	0	0	0	2	0	0	0	0	4	0	CAM BARKER	1	0	0	0	0	0	0	0	0	0	2	0		
JOHN CARLSON	1	0	0	0	0	2	0	0	0	0	1	0	ERIC BELANGER	1	0	0	0	0	0	0	0	0	0	0	0		
SEAN COLLINS	1	0	0	0	1	0	0	0	0	0	3	0	BEN EAGER	1	0	0	0	0	0	0	0	0	0	0	0		
ROMAN HAMRLIK	1	0	0	0	0	2	0	0	0	0	1	0	SAM GAGNER	1	0	0	0	0	0	0	0	0	0	1	0		
MATT HENDRICKS	1	0	0	0	0	2	0	0	0	0	1	0	TOM GILBERT	1	0	0	0	-1	0	0	0	0	0	1	0		
MARCUS JOHANSSON	1	0	0	0	0	2	0	0	0	0	2	0	SHAWN HORCOFF	1	0	0	0	0	0	0	0	0	0	0	0		
MIKE KNUBLE	1	0	0	0	0	0	0	0	0	0	1	0	RYAN JONES	1	0	0	0	0	0	0	0	0	0	2	0		
BROOKS LAICH	1	0	0	0	0	0	0	0	0	0	2	0	ANTON LANDER	1	0	0	0	0	4	0	0	0	0	1	0		
ALEX OVECHKIN	1	0	0	0	0	0	0	0	0	0	7	0	MAGNUS PAAJARVI	1	0	0	0	0	0	0	0	0	0	0	0		
MATHIEU PERREAULT	1	0	0	0	0	2	0	0	0	0	0	0	THEO PECKHAM	1	0	0	0	0	2	0	0	0	0	0	0		
JEFF SCHULTZ	1	0	0	0	0	2	0	0	0	0	0	0	LENNART PETRELL	1	0	0	0	0	0	0	0	0	0	0	0		
ALEXANDER SEMIN	1	0	0	0	0	2	0	0	0	0	2	0	LADISLAV SMID	1	0	0	0	1	2	0	0	0	0	0	0		
JOEL WARD	1	0	0	0	1	0	0	0	0	0	0	0	RYAN SMYTH	1	0	0	0	0	2	0	0	0	0	4	0		
DENNIS WIDEMAN	1	0	0	0	0	0	0	0	0	0	3	0	ANDY SUTTON	1	0	0	0	0	2	0	0	0	0	0	0		
<b>GOALTENDER</b>														<b>GOALTENDER</b>													
<b>GP</b>	<b>MIN</b>	<b>GA</b>	<b>GAA</b>	<b>SO</b>	<b>W</b>	<b>L</b>	<b>OT</b>	<b>SA</b>	<b>SV%</b>	<b>GP</b>	<b>MIN</b>	<b>GA</b>	<b>GAA</b>	<b>SO</b>	<b>W</b>	<b>L</b>	<b>OT</b>	<b>SA</b>	<b>SV%</b>								
TOMAS VOKOUN	1	59	2	2.04	0	0	1	0	19	0.895	NIKOLAI KHABIBULIN	1	60	1	1.00	0	1	0	0	35	0.971						
POWER PLAY	0-4 (0.0%)			PENALTY KILLING				6-8 (75.0%)			POWER PLAY	2-8 (25.0%)			PENALTY KILLING				4-4 (100.0%)								



# Florida Panthers

## CLUB INFORMATION

**Founded** .....1993-94  
**Home Arena** ..... **BB&T Center (17,040)**  
**Stanley Cups** .....none  
**President and Chief Operating Officer**..... **Michael R. Yormark**  
**Executive V.P. and General Manager, Hockey Operations** ..... **Dale Tallon**  
**Head Coach**.....**Kevin Dineen**  
**Assistant Coaches**.....**Gord Murphy, Craig Ramsay**  
**Vice President, Communications and Public Affairs** ..... **Matt Sacco**  
 2011-12 Record ..... 38-26-18 (94 points)  
 2011-12 Finish..... 1st, Southeast Division  
 2011-12 Playoffs..... .E. Conf. quarterfinals (def. by NJD, 4-3)

BB&T Center  
 1 Panther Way  
 Sunrise, FL 33323  
 954.835.7000  
 Fax: 954.835.7700  
 www.floridapanthers.com



## 2012-13 MEETINGS

Feb. 9 at Washington  
 Feb. 12 at Florida  
 March 7 at Washington  
 April 6 at Florida

## ALL-TIME SERIES HISTORY

YEAR	TOTALS									HOME									AWAY								
	GP	W	L	T	OT	PTS	GF	GA		GP	W	L	T	OT	PTS	GF	GA	GP	W	L	T	OT	PTS	GF	GA		
93-94	5	2	2	1	-	5	13	15		2	1	0	1	-	3	7	5	3	1	2	0	-	2	6	10		
94-95	4	2	1	1	-	5	9	9		2	2	0	0	-	4	6	2	2	0	1	1	-	1	3	7		
95-96	5	1	3	1	-	3	16	18		3	0	3	0	-	0	9	12	2	1	0	1	-	3	7	6		
96-97	5	2	1	2	-	6	13	11		2	0	0	2	-	2	4	4	3	2	1	0	-	4	9	7		
97-98	6	3	3	0	-	6	20	19		3	2	1	0	-	4	9	9	3	1	2	0	-	2	11	10		
98-99	5	3	1	1	-	7	15	7		3	1	1	1	-	3	8	7	2	2	0	0	-	4	7	0		
99-00	5	3	2	0	0	6	14	11		2	2	0	0	0	4	7	4	3	1	2	0	0	2	7	7		
00-01	5	4	1	0	0	8	14	10		3	3	0	0	0	6	10	4	2	1	1	0	0	2	4	6		
01-02	5	3	2	0	0	6	12	13		2	1	1	0	0	2	5	5	3	2	1	0	0	4	7	8		
02-03	5	4	0	1	0	9	20	5		3	3	0	0	0	6	17	3	2	1	0	1	0	3	3	2		
03-04	6	1	2	2	1	5	11	13		3	0	1	1	1	2	4	6	3	1	1	1	0	3	7	7		
05-06	8	1	5	-	2	4	16	26		4	0	2	-	2	2	8	16	4	1	3	-	0	2	8	10		
06-07	8	3	3	-	2	8	24	28		4	2	1	-	1	5	12	11	4	1	2	-	1	3	12	17		
07-08	8	4	3	-	1	9	20	17		4	2	1	-	1	5	12	10	4	2	2	-	0	4	8	7		
08-09	6	3	3	-	0	6	19	21		3	1	2	-	0	2	8	12	3	2	1	-	0	4	11	9		
09-10	6	6	0	-	0	12	33	15		3	3	0	-	0	6	17	7	3	3	0	-	0	6	16	8		
10-11	6	3	2	-	1	7	14	14		<b>3</b>	<b>2</b>	<b>1</b>	-	<b>0</b>	<b>4</b>	<b>8</b>	<b>7</b>	<b>3</b>	<b>1</b>	<b>1</b>	-	<b>1</b>	<b>3</b>	<b>6</b>	<b>7</b>		
11-12	6	4	2	-	0	8	18	12		3	3	0	-	0	6	11	2	3	1	2	-	0	2	7	10		
<b>Totals</b>	<b>104</b>	<b>48</b>	<b>36</b>	<b>9</b>	<b>7</b>	<b>120</b>	<b>301</b>	<b>264</b>		<b>52</b>	<b>28</b>	<b>14</b>	<b>5</b>	<b>5</b>	<b>66</b>	<b>162</b>	<b>126</b>	<b>52</b>	<b>24</b>	<b>22</b>	<b>4</b>	<b>2</b>	<b>54</b>	<b>139</b>	<b>138</b>		

## SERIES INFORMATION

All-Time Series (W-L-T-OT)

Current Streak

Last Washington Win

Last Florida Win

Last Tie

Last Overtime Game

Overtime Record

Last 10 Games (W-L-OT)

Longest Unbeaten Streak

Longest Winning Streak

Longest Winless Streak

Longest Losing Streak

Washington Shutouts (Last)

Florida Shutouts (Last)

Last Washington Hat Trick

Last Florida Hat Trick

Most Washington Goals

Most Florida Goals

### Overall

WSH leads, 48-36-9-7

3 WSH wins (2/7/12-4/5/12)

4/5/12 (4-2)

2/1/12 (4-1)

2/21/04 (2-2)

3/6/11 (W, 3-2 ot)

7-7-9

6-3-0-1

7 (1/2/02-4/1/03)

6 (two times)

8 (3/2/04-3/22/06)

8 (3/2/04-3/22/06)

9 (3/17/09)

5 (4/9/11)

A. Ovechkin (2/15/09)

O. Jokinen (2/27/07)

12 (1/11/03)

7 (two times)

### at Washington

WSH leads, 28-14-5-5

5 WSH wins (1/8/11-4/5/12)

4/5/12 (4-2)

12/9/10 (3-0)

2/21/04 (2-2)

11/28/07 (L, 2-1 so)

3-5-5

8-2-0-0

6 (4/1/99-4/5/01)

6 (4/1/99-4/5/01)

7 (11/22/03-3/18/06)

5 (3/2/04-3/18/06)

4 (4/3/07)

4 (12/9/10)

C. Clark (3/18/06)

O. Jokinen (2/27/07)

12 (1/11/03)

6 (3/1/09)

### at Florida

WSH leads, 24-22-4-2

1 WSH win (2/17/12)

2/17/12 (2-1)

2/1/12 (4-1)

12/17/03 (2-2)

3/6/11 (W, 3-2 ot)

4-2-4

5-4-0-1

4 (1/12/02-12/17/03)

3 (two times)

4 (1/13/07-11/15/07)

4 (1/13/07-11/15/07)

5 (3/17/09)

1 (4/9/11)

A. Ovechkin (2/15/09)

S. Weiss (1/13/07)

7 (3/16/10)

7 (two times)



# Florida Panthers

## 2011-12 WASHINGTON CAPITALS VS. FLORIDA PANTHERS

CAPITALS WON SEASON SERIES, 4-2-0 • FLORIDA 2-4-0

FLORIDA	PANTHERS	CAPITALS	ATTEND	GOALTENDERS	W. GOAL
DEC 5, 2011	5	4	16,337	SCOTT CLEMMENSEN / MICHAL NEUVIRTH	STEPHEN WEISS
FEB 1, 2012	4	2	15,231	SCOTT CLEMMENSEN / MICHAL NEUVIRTH	STEPHEN WEISS
FEB 17, 2012	1	2	17,779	TOMAS VOKOUN / JOSE THEODORE	ALEXANDER SEMIN

WASHINGTON	PANTHERS	CAPITALS	ATTEND	GOALTENDERS	W. GOAL
OCT 18, 2011	0	3	18,506	TOMAS VOKOUN / JACOB MARKSTROM	MARCUS JOHANSSON
FEB 7, 2012	0	4	18,506	TOMAS VOKOUN / SCOTT CLEMMENSEN	MATHIEU PERREULT
APR 5, 2012	2	4	18,506	BRADEN HOLTBY / JOSE THEODORE	BROOKS LAICH

CAPITALS	GP	G	A	P	+/-	PIM	PP	SH	GW	EN	S	%	PANTHERS	GP	G	A	P	+/-	PIM	PP	SH	GW	EN	S	%
ALEXANDER SEMIN	5	3	3	6	3	0	0	0	1	0	15	20.0	BRIAN CAMPBELL	6	0	6	6	-4	2	0	0	0	12	0.0	
ALEX OVECHKIN	5	4	1	5	-1	0	2	0	0	0	19	21.1	STEPHEN WEISS	6	3	2	5	2	2	1	0	2	13	23.1	
BROOKS LAICH	6	3	2	5	6	0	0	0	1	0	13	23.1	TOMAS FLEISCHMANN	6	1	3	4	1	0	0	0	0	14	7.1	
JASON CHIMERA	6	3	2	5	4	4	0	1	0	1	17	17.6	MIKAEL SAMUELSSON	4	3	0	3	-3	4	1	0	0	11	27.3	
JOHN CARLSON	6	1	4	5	4	2	0	0	0	0	16	6.2	SEAN BERGENHEIM	5	1	2	3	-5	0	1	0	0	9	11.1	
MARCUS JOHANSSON	6	1	3	4	3	0	1	0	1	0	7	14.3	DMITRY KULIKOV	3	1	2	3	-2	0	1	0	0	7	14.3	
MIKE KNUBLE	6	1	2	3	2	2	0	0	0	0	7	14.3	SHAWN MATTHIAS	5	1	1	2	-2	0	0	0	0	1	8	12.5
DMITRI ORLOV	5	0	3	3	1	2	0	0	0	0	5	0.0	JASON GARRISON	5	0	2	2	0	0	0	0	0	0	9	0.0
MATHIEU PERREULT	6	1	1	2	2	2	0	0	1	0	6	16.7	MICHAEL SANTORELLI	4	1	0	1	-1	0	0	0	0	11	9.1	
DENNIS WIDEMAN	6	0	2	2	1	6	0	0	0	0	11	0.0	ED JOVANOVSKI	3	1	0	1	-3	0	0	0	0	6	16.7	
KARL ALZNER	6	0	2	2	4	4	0	0	0	0	4	0.0	TYSON STRACHAN	3	0	1	1	1	0	0	0	0	0	4	0.0
CODY EAKIN	2	1	0	1	2	0	0	0	0	0	4	25.0	MARCEL GOC	5	0	1	1	-4	4	0	0	0	0	9	0.0
JAY BEAGLE	2	1	0	1	0	0	0	0	0	0	6	16.7	TOMAS KOPECKY	6	0	1	1	-5	0	0	0	0	0	7	0.0
NICKLAS BACKSTROM	3	0	1	1	-2	2	0	0	0	0	4	0.0	MIKE WEAVER	6	0	1	1	-4	2	0	0	0	0	5	0.0
TROY BROUWER	6	0	1	1	-2	2	0	0	0	0	11	0.0	ERIK GUDBRANSON	6	0	0	0	-5	2	0	0	0	0	8	0.0
KEITH AUCOIN	2	0	1	1	2	0	0	0	0	0	0	0.0	SCOTTIE UPSHALL	2	0	0	0	-1	2	0	0	0	0	2	0.0
MATT HENDRICKS	6	0	1	1	1	6	0	0	0	0	14	0.0	COLBY ROBAK	1	0	0	0	0	0	0	0	0	0	0	0.0
JOEL WARD	5	0	1	1	1	0	0	0	0	0	5	0.0	KEATON ELLERBY	4	0	0	0	1	4	0	0	0	0	7	0.0
JEFF HALPERN	5	0	1	1	0	0	0	0	0	0	7	0.0	EVGENI DADONOV	1	0	0	0	0	0	0	0	0	0	0	0.0
ROMAN HAMRLIK	5	0	1	1	4	6	0	0	0	0	4	0.0	RYAN CARTER	1	0	0	0	-1	0	0	0	0	0	0	0.0
MIKE GREEN	2	0	0	0	1	0	0	0	0	0	4	0.0	JERRED SMITHSON	1	0	0	0	0	0	0	0	0	0	0	0.0
JEFF SCHULTZ	5	0	0	0	2	0	0	0	0	0	2	0.0	BRACKEN KEARNS	1	0	0	0	0	5	0	0	0	0	0	0.0
JOHN ERSKINE	1	0	0	0	-1	17	0	0	0	0	0	0.0	KRYSTOPHER BARCH	3	0	0	0	0	4	0	0	0	0	3	0.0
JOEL RECHLICZ	1	0	0	0	0	0	0	0	0	0	0	0.0	TIM KENNEDY	1	0	0	0	0	0	0	0	0	0	0	0.0

GOALTENDER	GP	MIN	GA	GAA	SO	W	L	OT	SA	SV%	GOALTENDER	GP	MIN	GA	GAA	SO	W	L	OT	SA	SV%
TOMAS VOKOUN	3	179	1	.33	2	3	0	0	85	.988	SCOTT CLEMMENSEN	4	181	10	3.31	1	2	1	0	85	.882
BRADEN HOLTBY	1	34	2	3.49	0	1	0	0	14	.857	JACOB MARKSTROM	1	59	2	2.02	0	0	1	0	31	.935
MICHAL NEUVIRTH	3	143	8	3.34	1	0	2	0	80	.900	JOSE THEODORE	2	116	6	3.09	0	0	2	0	64	.906

POWER PLAY 3 - 14 (21.4%) PENALTY KILLING 16 - 20 (80%) POWER PLAY 4 - 20 (20%) PENALTY KILLING 11 - 14 (78.6%)





# Los Angeles Kings

## CLUB INFORMATION

**Founded** .....1967-68  
**Home Arena** ..... Staples Center (18,118)  
**Stanley Cups** ..... 1 (2012)  
**President & General Manager** ..... Dean Lombardi  
**Head Coach** ..... Darryl Sutter  
**Assistant Coaches** ..... John Stevens, Davis Payne  
**Senior Director of Communications** ..... Jeff Moeller  
 2011-12 Record ..... 40-27-15 (95 points)  
 2011-12 Finish ..... 3rd, Pacific Division  
 2011-12 Playoffs ..... Won Stanley Cup (def. NJD, 4-2)

Staples Center  
 1111 South Figueroa Street  
 Los Angeles, CA 90015  
 213.742.7100  
 Fax: 310.535.4525  
 www.lakings.com



## ALL-TIME SERIES HISTORY

YEAR	TOTALS					PTS	GF	GA	HOME					GF	GA	AWAY					GF	GA		
	GP	W	L	T	OT				GP	W	L	T	OT			PTS	GP	W	L	T			OT	PTS
74-75	6	0	5	1	-	1	10	28	3	0	2	1	-	1	4	13	3	0	3	0	-	0	6	15
75-76	6	1	4	1	-	3	13	19	3	1	1	1	-	3	10	7	3	0	3	0	-	0	3	12
76-77	6	0	5	1	-	1	12	32	3	0	2	1	-	1	9	12	3	0	3	0	-	0	3	20
77-78	6	2	4	0	-	4	13	22	3	1	2	0	-	2	6	9	3	1	2	0	-	2	7	13
78-79	8	4	3	1	-	9	33	34	4	3	1	0	-	6	23	14	4	1	2	1	-	3	10	20
79-80	4	3	1	0	-	6	21	16	2	2	0	0	-	4	13	9	2	1	1	0	-	2	8	7
80-81	4	1	2	1	-	3	12	13	2	1	1	0	-	2	6	5	2	0	1	1	-	1	6	8
81-82	3	1	1	1	-	3	11	9	1	0	0	1	-	1	3	3	2	1	1	0	-	2	8	6
82-83	3	1	1	1	-	3	17	14	2	1	1	0	-	2	14	11	1	0	0	1	-	1	3	3
83-84	3	3	0	0	-	6	13	4	1	1	0	0	-	2	5	0	2	2	0	0	-	4	8	4
84-85	3	2	1	0	-	4	13	9	2	2	0	0	-	4	11	4	1	0	1	0	-	0	2	5
85-86	3	2	1	0	-	4	11	10	1	0	1	0	-	0	2	5	2	2	0	0	-	4	9	5
86-87	3	0	3	0	-	0	13	18	2	0	2	0	-	0	9	11	1	0	1	0	-	0	4	7
87-88	3	2	1	0	-	4	21	10	1	1	0	0	-	2	10	3	2	1	1	0	-	2	11	7
88-89	3	1	1	1	-	3	17	13	2	0	1	1	-	1	10	11	1	1	0	0	-	2	7	2
89-90	3	0	3	0	-	0	9	15	1	0	1	0	-	0	4	7	2	0	2	0	-	0	5	8
90-91	3	1	1	1	-	3	9	11	2	1	0	1	-	3	7	6	1	0	1	0	-	0	2	5
91-92	3	1	1	1	-	3	12	12	1	1	0	0	-	2	7	4	2	0	1	1	-	1	5	8
92-93	2	2	0	0	-	4	17	6	1	1	0	0	-	2	7	3	1	1	0	0	-	2	10	3
93-94	2	2	0	0	-	4	12	4	1	1	0	0	-	2	6	3	1	1	0	0	-	2	6	1
94-95	Teams did not meet in 1994-95																							
95-96	2	0	2	0	-	0	6	10	1	0	1	0	-	0	4	7	1	0	1	0	-	0	2	3
96-97	2	0	1	1	-	1	7	8	1	0	1	0	-	0	3	4	1	0	0	1	-	1	4	4
97-98	2	1	0	1	-	3	5	4	1	1	0	0	-	2	3	2	1	0	0	1	-	1	2	2
98-99	2	0	2	0	-	0	4	8	1	0	1	0	-	0	3	6	1	0	1	0	-	0	1	2
99-00	2	0	1	1	0	1	4	7	1	0	0	1	0	1	2	2	1	0	1	0	0	0	2	5
00-01	2	1	1	0	0	2	5	7	1	0	1	0	0	0	1	4	1	1	0	0	0	2	4	3
01-02	1	1	0	0	0	2	3	2	0	0	0	0	0	0	0	0	1	1	0	0	0	2	3	2
02-03	1	0	1	0	0	0	1	3	1	0	1	0	0	0	1	3	0	0	0	0	0	0	0	0
03-04	2	0	2	0	0	0	5	10	1	0	1	0	0	0	2	3	1	0	1	0	0	0	3	7
05-06	1	1	0	-	0	2	3	2	0	0	0	-	0	0	0	0	1	1	0	-	0	2	3	2
06-07	1	1	0	-	0	2	4	3	1	1	0	-	0	2	4	3	0	0	0	-	0	0	0	0
07-08	Teams did not meet in 2007-08																							
08-09	2	0	2	-	0	0	6	10	1	0	1	-	0	0	4	5	1	0	1	-	0	0	2	5
09-10	1	0	1	-	0	0	1	2	0	0	0	-	0	0	0	0	1	0	1	-	0	0	1	2
10-11	1	0	1	-	0	0	1	4	1	0	1	-	0	0	1	4	0	0	0	-	0	0	0	0
11-12	1	0	1	-	0	0	2	5	0	0	0	-	0	0	0	0	1	0	1	-	0	0	2	5
<b>Totals</b>	<b>100</b>	<b>34</b>	<b>53</b>	<b>13</b>	<b>0</b>	<b>81</b>	<b>346</b>	<b>384</b>	<b>49</b>	<b>19</b>	<b>23</b>	<b>7</b>	<b>0</b>	<b>45</b>	<b>194</b>	<b>183</b>	<b>51</b>	<b>15</b>	<b>30</b>	<b>6</b>	<b>0</b>	<b>36</b>	<b>152</b>	<b>201</b>

## SERIES INFORMATION

	Overall	at Washington	at Los Angeles
All-Time Series (W-L-T-OT)	WSH trails, 34-53-13-0	WSH trails, 19-23-7-0	WSH trails, 15-30-6-0
Current Streak	5 LA wins (11/20/08-1/9/12)	2 LA wins (2/5/09-2/12/11)	3 LA wins (11/20/08-1/9/12)
Last Washington Win	2/8/07 (4-3, ot)	2/8/07 (4-3, ot)	12/14/05 (3-2)
Last Los Angeles Win	1/9/12 (5-2)	2/12/11 (4-1)	1/9/12 (5-2)
Last Tie	10/9/99 (2-2)	10/9/99 (2-2)	12/13/97 (2-2)
Last Overtime Game	2/8/07 (W, 4-3)	2/8/07 (W, 4-3)	10/16/01 (W, 3-2)
Overtime Record	2-0-13	1-0-7	1-0-6
Last 10 Games (W-L-T-OT)	3-7-0-0	2-7-1-0	3-5-2-0
Longest Unbeaten Streak	6 (2/19/83-2/8/85)	5 (two times)	4 (2/17/82-2/16/84)
Longest Winning Streak	5 (12/18/83-2/8/85)	5 (1/3/79-2/26/80)	2 (three times)
Longest Winless Streak	10 (1/27/76-11/29/77)	5 (two times)	10 (12/19/74-11/29/77)
Longest Losing Streak	8 (12/19/74-11/5/75)	3 (three times)	10 (12/19/74-11/29/77)
Washington Shutouts (Last)	3 (12/18/83)	3 (12/18/83)	none
Los Angeles Shutouts (Last)	3 (3/10/77)	none	3 (3/10/77)
Last Washington Hat Trick	R. Burridge (10/22/93)	R. Burridge (10/22/93)	B. Kelly (2/7/81)
Last Los Angeles Hat Trick	J. Kurri (10/12/96)	J. Kurri (10/12/96)	B. Goring (2/1/78)
Most Washington Goals	10 (two times)	10 (12/6/87)	10 (2/13/93)
Most Los Angeles Goals	10 (12/4/78)	9 (1/11/83)	10 (12/4/78)



# Los Angeles Kings

## 2011-12 WASHINGTON CAPITALS VS. LOS ANGELES KINGS

CAPITALS LOST SEASON SERIES, 0-1-0 • LOS ANGELES 1-0-0

LOS ANGELES                      KINGS                      CAPITALS                      ATTEND                      GOALTENDERS                      W. GOAL  
 JAN 9, 2012                      5                      2                      18,118                      JONATHAN BERNIER / TOMAS VOKOUN                      JACK JOHNSON

CAPITALS													KINGS												
GP	G	A	P	+/-	PIM	PP	SH	GW	EN	S	%	GP	G	A	P	+/-	PIM	PP	SH	GW	EN	S	%		
MARCUS JOHANSSON	1	2	0	2	1	0	0	0	0	0	3	66.7	KYLE CLIFFORD	1	1	1	2	2	2	0	0	0	3	33.3	
ROMAN HAMRLIK	1	0	1	1	0	0	0	0	0	0	1	0.0	JACK JOHNSON	1	1	1	2	0	0	0	0	1	0	33.3	
MIKE KNUBLE	1	0	1	1	0	0	0	0	0	0	0	0.0	TRENT HUNTER	1	0	2	2	2	0	0	0	0	1	0.0	
ALEXANDER SEMIN	1	0	1	1	2	2	0	0	0	0	3	0.0	JARRET STOLL	1	1	0	1	0	0	0	0	0	0	5	20.0
DENNIS WIDEMAN	1	0	0	0	-1	0	0	0	0	0	3	0.0	JUSTIN WILLIAMS	1	1	0	1	0	0	1	0	0	0	3	33.3
BROOKS LAICH	1	0	0	0	-2	0	0	0	0	0	2	0.0	ANZE KOPITAR	1	1	0	1	0	2	0	0	0	0	3	33.3
MATT HENDRICKS	1	0	0	0	-1	5	0	0	0	0	2	0.0	MIKE RICHARDS	1	0	1	1	0	0	0	0	0	0	1	0.0
JOEL WARD	1	0	0	0	-1	0	0	0	0	0	1	0.0	DUSTIN BROWN	1	0	1	1	0	2	0	0	0	0	3	0.0
JEFF HALPERN	1	0	0	0	-1	0	0	0	0	0	0	0.0	WILLIE MITCHELL	1	0	1	1	1	7	0	0	0	0	0	0.0
JOHN ERSKINE	1	0	0	0	0	0	0	0	0	0	0	0.0	DREW DOUGHTY	1	0	1	1	1	0	0	0	0	0	4	0.0
JASON CHIMERA	1	0	0	0	-1	9	0	0	0	0	1	0.0	DUSTIN PENNER	1	0	1	1	0	0	0	0	0	0	3	0.0
DMITRI ORLOV	1	0	0	0	-1	0	0	0	0	0	1	0.0	COLIN FRASER	1	0	0	0	1	5	0	0	0	0	0	0.0
JOHN CARLSON	1	0	0	0	-1	0	0	0	0	0	0	0.0	MATT GREENE	1	0	0	0	0	0	0	0	0	0	1	0.0
JAY BEAGLE	1	0	0	0	-1	0	0	0	0	0	0	0.0	ROB SCUDERI	1	0	0	0	1	0	0	0	0	0	0	0.0
KARL ALZNER	1	0	0	0	-1	2	0	0	0	0	0	0.0	ANDREI LOKTIONOV	1	0	0	0	1	0	0	0	0	0	1	0.0
MATHIEU PERREAULT	1	0	0	0	-1	0	0	0	0	0	0	0.0	ALEC MARTINEZ	1	0	0	0	1	0	0	0	0	0	4	0.0
TROY BROUWER	1	0	0	0	0	0	0	0	0	0	2	0.0	TREVOR LEWIS	1	0	0	0	0	0	0	0	0	0	0	0.0
ALEX OVECHKIN	1	0	0	0	-1	0	0	0	0	0	3	0.0	BRAD RICHARDSON	1	0	0	0	0	0	0	0	0	0	0	0.0

GOALTENDER											GOALTENDER											
GP	MIN	GA	GAA	SO	W	L	OT	SA	SV%	GP	MIN	GA	GAA	SO	W	L	OT	SA	SV%			
MICHAL NEUVIRTH	1	20	1	3.00	0	0	0	0	8	.875	JONATHAN BERNIER	1	60	2	2.00	0	1	0	0	22	.909	
TOMAS VOKOUN	1	40	4	6.00	0	0	1	0	27	.852												

POWER PLAY                      0 - 3 (0%)                      PENALTY KILLING                      2 - 3 (66.7%)                      POWER PLAY                      1 - 3 (33.3%)                      PENALTY KILLING                      3 - 3 (100%)



# Minnesota Wild

## CLUB INFORMATION

**Founded** .....2000-01  
**Home Arena** .....Xcel Energy Center (18,064)  
**Stanley Cups**.....none  
**General Manager** ..... Chuck Fletcher  
**Head Coach**.....Mike Yeo  
**Assistant Coaches**.....Rick Wilson, Darryl Sydor, Darby Hendrickson  
**Manager of Media Relations and Team Services**.....Aaron Sickman  
 2011-12 Record ..... 35-36-11 (81 points)  
 2011-12 Finish.....4th, Northwest Division  
 2011-12 Playoffs.....DNQ

Xcel Energy Center  
 317 Washington Street  
 St. Paul, MN 55102  
 651.602.6000  
 Fax: 651.222.1055  
 www.wild.com



## ALL-TIME SERIES HISTORY

YEAR	TOTALS						HOME						AWAY												
	GP	W	L	T	OT	PTS	GF	GA	GP	W	L	T	OT	PTS	GF	GA	GP	W	L	T	OT	PTS	GF	GA	
00-01	2	1	1	0	0	2	2	4	1	1	0	0	0	2	2	1	1	0	1	0	0	0	0	0	3
01-02	1	1	0	0	0	2	2	1	1	1	0	0	0	2	2	1	0	0	0	0	0	0	0	0	0
02-03	2	0	2	0	0	0	3	5	1	0	1	0	0	0	3	4	1	0	1	0	0	0	0	0	1
03-04	1	0	1	0	0	0	1	2	0	0	0	0	0	0	0	0	1	0	1	0	0	0	1	2	
05-06	Teams did not meet in 2005-06																								
06-07	1	0	0	-	1	1	2	3	0	0	0	-	0	0	0	0	1	0	0	-	1	1	2	3	
07-08	1	1	0	-	0	2	4	1	1	1	0	-	0	2	4	1	0	0	0	-	0	0	0	0	
08-09	1	0	1	-	0	0	3	4	0	0	0	-	0	0	0	0	1	0	1	-	0	0	3	4	
09-10	1	1	0	-	0	2	3	1	1	1	0	-	0	2	3	1	0	0	0	-	0	0	0	0	
10-11	1	0	1	-	0	0	1	2	0	0	0	-	0	0	0	0	1	0	1	-	0	0	1	2	
11-12	1	1	0	-	0	2	3	0	1	1	0	-	0	2	3	0	0	0	0	-	0	0	0	0	
<b>Totals</b>	<b>12</b>	<b>5</b>	<b>6</b>	<b>0</b>	<b>1</b>	<b>11</b>	<b>24</b>	<b>23</b>	<b>6</b>	<b>5</b>	<b>1</b>	<b>0</b>	<b>0</b>	<b>10</b>	<b>17</b>	<b>8</b>	<b>6</b>	<b>0</b>	<b>5</b>	<b>0</b>	<b>1</b>	<b>1</b>	<b>7</b>	<b>15</b>	

## SERIES INFORMATION

All-Time Series (W-L-T-OT)  
 Current Streak  
 Last Washington Win  
 Last Minnesota Win  
 Last Tie  
 Last Overtime Game  
 Overtime Record  
 Last 10 Games (W-L-OT)  
 Longest Unbeaten Streak  
 Longest Winning Streak  
 Longest Winless Streak  
 Longest Losing Streak  
 Washington Shutouts (Last)  
 Minnesota Shutouts (Last)  
 Last Washington Hat Trick  
 Last Minnesota Hat Trick  
 Most Washington Goals  
 Most Minnesota Goals

### Overall

WSH trails, 5-6-0-1  
 1 WSH win (3/25/11)  
 3/25/11 (3-0)  
 10/28/10 (2-1)  
 none  
 10/12/06 (L, 3-2 so)  
 0-1-0  
 4-5-1  
 1 (four times)  
 1 (four times)  
 4 (11/16/02-10/12/06)  
 4 (11/16/02-10/12/06)  
 none  
 2 (11/16/02)  
 none  
 none  
 4 (2/26/08)  
 4 (two times)

### at Washington

WSH leads, 5-1-0-0  
 3 WSH wins (2/26/08-3/25/11)  
 3/25/11 (3-0)  
 11/21/02 (4-3)  
 none  
 none  
 none  
 5-1-0  
 2 (two times)  
 2 (two times)  
 1 (11/1/03)  
 1 (11/1/03)  
 none  
 none  
 none  
 4 (2/26/08)  
 4 (11/21/03)

### at Minnesota

WSH trails, 0-5-0-1  
 6 MIN wins (1/10/01-10/28/10)  
 none  
 10/28/10 (2-1)  
 none  
 10/12/06 (L, 3-2 so)  
 0-1-0  
 0-5-1  
 none  
 none  
 6 (1/10/01-10/28/10)  
 6 (1/10/01-10/28/10)  
 none  
 2 (11/16/02)  
 none  
 none  
 3 (11/24/08)  
 4 (11/24/08)

# Minnesota Wild

## 2011-12 WASHINGTON CAPITALS VS. MINNESOTA WILD

CAPITALS WON SEASON SERIES 1-0-0 • MINNESOTA 0-1-0

WASHINGTON MAR. 25, 2012 WILD 0 CAPITALS 3 ATTEND 18,506 GOALTENDERS BRADEN HOLTBY/MATT HACKETT W.GOAL JASON CHIMERA

CAPITALS														WILD													
GP	G	A	P	+	-	PIM	PP	SH	GW	EN	S	%	GP	G	A	P	+	-	PIM	PP	SH	GW	EN	S	%		
ALEX OVECHKIN	1	1	1	2	1	0	0	0	0	0	5	20	KYLE BRODZIAK	1	0	0	0	0	0	1	0	0	0	0	0		
JASON CHIMERA	1	1	0	1	1	0	0	0	1	0	2	50	ERIK CHRISTENSEN	1	0	0	0	0	0	0	0	0	0	2	0		
MATHIEU PERREAULT	1	1	0	1	1	0	1	0	0	0	1	100	CAL CLUTTERBUCK	1	0	0	0	0	2	0	0	0	0	2	0		
TROY BROUWER	1	0	1	1	0	2	0	0	0	0	1	0	KURTIS FOSTER	1	0	0	0	0	0	0	0	0	0	4	0		
JOHN CARLSON	1	0	1	1	1	0	0	0	0	0	0	0	TOM GILBERT	1	0	0	0	-1	0	0	0	0	0	1	0		
MARCUS JOHANSSON	1	0	1	1	1	0	0	0	0	0	0	0	DANY HEATLEY	1	0	0	0	-1	0	0	0	0	0	4	0		
ALEXANDER SEMIN	1	0	1	1	1	0	0	0	0	0	4	0	NICK JOHNSON	1	0	0	0	0	0	0	0	0	0	2	0		
KARL ALZNER	1	0	0	0	0	0	0	0	0	0	0	0	STEVEN KAMPFER	1	0	0	0	-1	0	0	0	0	0	1	0		
KEITH AUCOIN	1	0	0	0	1	0	0	0	0	0	0	0	MIKKO KOIVU	1	0	0	0	-1	0	0	0	0	0	1	0		
JAY BEAGLE	1	0	0	0	0	0	0	0	0	0	2	0	JED ORTMAYER	1	0	0	0	-1	0	0	0	0	0	1	0		
MIKE GREEN	1	0	0	0	1	0	0	0	0	0	3	0	WARREN PETERS	1	0	0	0	-1	0	0	0	0	0	0	0		
ROMAN HAMRLIK	1	0	0	0	1	0	0	0	0	0	0	0	DARROLL POWE	1	0	0	0	0	0	0	0	0	0	3	0		
MATT HENDRICKS	1	0	0	0	0	0	0	0	0	0	3	0	NATE PROSSER	1	0	0	0	-1	0	0	0	0	0	1	0		
MIKE KNUBLE	1	0	0	0	0	0	0	0	0	0	0	0	CHAD RAU	1	0	0	0	0	0	0	0	0	0	0	0		
BROOKS LAICH	1	0	0	0	0	0	0	0	0	0	1	0	MARCO SCANDELLA	1	0	0	0	0	0	0	0	0	0	1	0		
DMITRY ORLOV	1	0	0	0	0	0	0	0	0	0	0	0	DEVIN SETOGUCHI	1	0	0	0	-1	2	0	0	0	0	4	0		
JEFF SCHULTZ	1	0	0	0	1	0	0	0	0	0	0	0	CLAYTON STONER	1	0	0	0	-1	2	0	0	0	0	1	0		
DENNIS WIDEMAN	1	0	0	0	0	2	0	0	0	0	1	0	STEPHANE VEILLEUX	1	0	0	0	-1	0	0	0	0	0	0	0		

GOALTENDER														GOALTENDER													
GP	MIN	GA	GAA	SO	W	L	OT	SA	SV%	GP	MIN	GA	GAA	SO	W	L	OT	SA	SV%								
BRADEN HOLTBY	1	60	0	0.00	1	1	0	0	28	1.000	MATT HACKETT	1	60	3	3.00	0	0	1	0	23	0.870						

POWER PLAY				PENALTY KILLING			
1	-	3	(33.3%)	2	-	2	(100.0%)

POWER PLAY				PENALTY KILLING			
0	-	2	(0.0%)	2	-	3	(66.7%)



# Montreal Canadiens

## CLUB INFORMATION

**Founded** .....1909-10, 1917-18 (NHL)  
**Home Arena** .....Bell Centre (21,273)  
**Stanley Cups**..... 24 (most recent, 1993)  
**Executive Vice President & General Manager**.....Marc Bergevin  
**Head Coach**..... Michel Therrien  
**Assistant Coaches**..... Gerard Gallant, Clément Jodoin, Jean-Jacques Daigneault  
**Senior V.P., Communications & Community Relations** .....Donald Beauchamp  
**2011-12 Record** ..... 31-35-16 (78 points)  
**2011-12 Finish**.....5th, Northeast Division  
**2011-12 Playoffs**.....DNQ

Bell Centre  
 1909, avenue des Canadiens-de-  
 Montréal  
 Montréal, Qué H3B 5E8  
 514.932.2582  
 Fax: 514.932.8285  
 www.canadiens.com



## 2012-13 MEETINGS

Jan. 24 at Washington  
 April 9 at Montreal  
 April 20 at Montreal

## ALL-TIME SERIES HISTORY

YEAR	TOTALS							HOME							AWAY									
	GP	W	L	T	OT	PTS	GF	GA	GP	W	L	T	OT	PTS	GF	GA	GP	W	L	T	OT	PTS	GF	GA
74-75	6	0	6	0	-	0	9	49	3	0	3	0	-	0	3	21	3	0	3	0	-	0	6	28
75-76	6	0	6	0	-	0	9	34	3	0	3	0	-	0	5	13	3	0	3	0	-	0	4	21
76-77	6	0	6	0	-	0	5	34	3	0	3	0	-	0	1	11	3	0	3	0	-	0	4	23
77-78	6	0	5	1	-	1	13	31	3	0	2	1	-	1	9	17	3	0	3	0	-	0	4	14
78-79	8	0	7	1	-	1	17	43	4	0	3	1	-	1	11	24	4	0	4	0	-	0	6	19
79-80	4	1	2	1	-	3	8	11	2	1	0	1	-	3	5	3	2	0	2	0	-	0	3	8
80-81	4	0	2	2	-	2	10	18	2	0	0	2	-	2	5	5	2	0	2	0	-	0	5	13
81-82	3	2	1	0	-	4	11	9	2	2	0	0	-	4	8	3	1	0	1	0	-	0	3	6
82-83	3	0	1	2	-	2	7	10	1	0	0	1	-	1	3	3	2	0	1	1	-	1	4	7
83-84	3	3	0	0	-	6	11	3	2	2	0	0	-	4	6	1	1	1	0	0	-	2	5	2
84-85	3	1	1	1	-	3	7	6	1	1	0	0	-	2	3	1	2	0	1	1	-	1	4	5
85-86	3	2	0	1	-	5	12	9	2	2	0	0	-	4	8	5	1	0	0	1	-	1	4	4
86-87	3	3	0	0	-	6	10	6	1	1	0	0	-	2	3	1	2	2	0	0	-	4	7	5
87-88	3	1	1	1	-	3	8	8	2	1	1	0	-	2	6	6	1	0	0	1	-	1	2	2
88-89	3	1	1	1	-	3	6	4	1	1	0	0	-	2	4	1	2	0	1	1	-	1	2	3
89-90	3	2	1	0	-	4	12	10	2	1	1	0	-	2	8	7	1	1	0	0	-	2	4	3
90-91	3	0	3	0	-	0	5	11	1	0	1	0	-	0	3	4	2	0	2	0	-	0	2	7
91-92	3	3	0	0	-	6	11	6	2	2	0	0	-	4	7	4	1	1	0	0	-	2	4	2
92-93	3	2	0	1	-	5	8	3	1	1	0	0	-	2	4	0	2	1	0	1	-	3	4	3
93-94	4	1	2	1	-	3	8	12	2	0	1	1	-	1	2	6	2	1	1	0	-	2	6	6
94-95	3	1	2	0	-	2	7	8	1	1	0	0	-	2	5	1	2	0	2	0	-	0	2	7
95-96	4	3	1	0	-	6	13	7	2	2	0	0	-	4	9	2	2	1	1	0	-	2	4	5
96-97	4	4	0	0	-	8	11	4	2	2	0	0	-	4	6	3	2	2	0	0	-	4	5	1
97-98	4	2	1	1	-	5	13	12	2	0	1	1	-	1	7	8	2	2	0	0	-	4	6	4
98-99	4	1	1	2	-	4	7	9	2	0	1	1	-	1	2	5	2	1	0	1	-	3	5	4
99-00	4	3	1	0	0	6	10	2	2	1	1	0	0	2	6	2	2	2	0	0	0	4	4	0
00-01	4	3	1	0	0	6	15	11	2	2	0	0	0	4	7	4	2	1	1	0	0	2	8	7
01-02	4	1	3	0	0	2	10	13	2	1	1	0	0	2	7	6	2	0	2	0	0	0	3	7
02-03	4	2	1	1	0	5	9	7	2	1	1	0	0	2	4	3	2	1	0	1	0	3	5	4
03-04	4	1	3	0	0	2	8	16	2	1	1	0	0	2	6	7	2	0	2	0	0	0	2	9
05-06	4	2	1	-	1	5	13	10	2	1	1	-	0	2	6	6	2	1	0	-	1	3	7	4
06-07	4	1	3	-	0	2	10	14	2	1	1	-	0	2	6	5	2	0	2	-	0	0	4	9
07-08	4	2	2	-	0	4	12	17	2	1	1	-	0	2	7	9	2	1	1	-	0	2	5	8
08-09	4	3	1	-	0	6	13	9	2	2	0	-	0	4	7	3	2	1	1	-	0	2	6	6
09-10	4	2	1	-	1	5	15	14	2	1	1	-	0	2	6	5	2	1	0	-	1	3	9	9
10-11	4	3	0	-	1	7	11	5	2	1	0	-	1	3	5	3	2	2	0	-	0	4	6	2
11-12	4	4	0	-	0	8	13	3	2	2	0	-	0	4	7	3	2	2	0	-	0	4	6	0
<b>Totals</b>	<b>147</b>	<b>60</b>	<b>67</b>	<b>17</b>	<b>3</b>	<b>140</b>	<b>377</b>	<b>478</b>	<b>73</b>	<b>35</b>	<b>28</b>	<b>9</b>	<b>1</b>	<b>80</b>	<b>207</b>	<b>211</b>	<b>74</b>	<b>25</b>	<b>39</b>	<b>8</b>	<b>2</b>	<b>60</b>	<b>170</b>	<b>267</b>

## SERIES INFORMATION

All-Time Series (W-L-T-OT)  
 Current Streak  
 Last Washington Win  
 Last Montreal Win  
 Last Tie  
 Last Overtime Game  
 Overtime Record  
 Last 10 Games (W-L-OT)  
 Longest Unbeaten Streak  
 Longest Winning Streak  
 Longest Winless Streak  
 Longest Losing Streak  
 Washington Shutouts (Last)  
 Montreal Shutouts (Last)  
 Last Washington Hat Trick  
 Last Montreal Hat Trick  
 Most Washington Goals  
 Most Montreal Goals

### Overall

WSH trails, 60-67-17-3  
 6 WSH wins (3/15/11-3/31/12)  
 3/31/12 (3-2)  
 2/1/11 (3-2 ot)  
 1/25/03 (1-1)  
 3/31/12 (W, 3-2 so)  
 10-4-17  
 7-0-3  
 8 (11/11/91-12/11/93)  
 7 (3/27/96-11/15/97)  
 34 (10/31/74-11/5/79)  
 23 (10/31/74-3/25/78)  
 12 (3/26/11)  
 19 (1/29/08)  
 B. Laich (2/10/10)  
 P. Turgeon (4/17/95)  
 6 (three times)  
 11 (two times)

### at Washington

WSH leads, 35-28-9-1  
 2 WSH wins (2/24/12-3/31/12)  
 3/31/12 (3-2)  
 2/1/11 (3-2 so)  
 10/16/98 (2-2)  
 3/31/12 (W, 3-2 so)  
 3-2-9  
 6-2-2  
 14 (3/5/79-12/6/86)  
 6 (12/10/83-12/6/86)  
 16 (10/31/74-10/30/79)  
 10 (10/31/74-2/17/78)  
 5 (12/28/10)  
 9 (2/9/03)  
 A. Ovechkin (1/31/08) 4 goals  
 V. Damphousse (2/4/94)  
 6 (two times)  
 8 (three times)

### at Montreal

WSH trails, 25-39-8-2  
 4 WSH wins (3/15/11-2/4/12)  
 2/4/12 (3-0)  
 2/10/10 (6-5 ot)  
 1/25/03 (1-1)  
 2/10/10 (L, 6-5 ot)  
 7-2-8  
 7-9-1  
 9 (3/27/96-2/26/00)  
 5 (3/27/96-11/15/97)  
 23 (10/31/74-2/26/83)  
 22 (11/10/74-12/14/81)  
 7 (3/26/11)  
 10 (1/31/08)  
 B. Laich (2/10/10)  
 P. Turgeon (4/17/95)  
 6 (2/17/01)  
 11 (two times)



# Montreal Canadiens

## 2011-12 WASHINGTON CAPITALS VS. MONTREAL CANADIENS

CAPITALS WON SEASON SERIES 4-0-0 • MONTRÉAL 0-3-1

MONTRÉAL	CANADIENS	CAPITALS	ATTEND	GOALTENDERS	W. GOAL
JAN. 18, 2012	0	3	21,273	CAREY PRICE/MICHAL NEUVIRTH	MATHIEU PERREAULT
FEB. 4, 2012	0	3	21,273	PETER BUDAJ/TOMAS VOKOUN	DENNIS WIDEMAN

WASHINGTON	CANADIENS	CAPITALS	ATTEND	GOALTENDERS	W.GOAL
FEB. 24, 2012	1	4	18,506	MICHAL NEUVIRTH/CAREY PRICE	JASON CHIMERA
MAR. 31, 2012	2	3	18,506	MICHAL NEUVIRTH/PETER BUDAJ	MATT HENDRICKS

CAPITALS													CANADIENS												
GP	G	A	P	+/-	PIM	PP	SH	GW	EN	S	%	GP	G	A	P	+/-	PIM	PP	SH	GW	EN	S	%		
ALEXANDER SEMIN	4	1	4	5	5	2	0	0	0	0	11	9.1	TOMAS PLEKANEC	4	1	1	2	-1	4	0	0	0	0	10	10
MATHIEU PERREAULT	4	3	0	3	3	0	0	0	1	0	5	60	RENE BOURQUE	4	1	0	1	-1	9	0	0	0	0	9	11.1
BROOKS LAICH	4	0	3	3	3	0	0	0	0	0	7	0	ERIK COLE	4	1	0	1	-3	6	0	0	0	0	12	8.3
ALEX OVECHKIN	4	2	0	2	0	2	1	0	0	0	9	22.2	ALEXEI EMELIN	4	0	1	1	-5	6	0	0	0	0	3	0
JASON CHIMERA	4	1	1	2	2	0	0	0	1	0	8	12.5	MAX PACIORETTY	4	0	1	1	-2	2	0	0	0	0	17	0
MATT HENDRICKS	4	1	1	2	4	5	0	0	0	0	5	20	ANDREI MARKOV	1	0	1	1	0	0	0	0	0	0	3	0
MARCUS JOHANSSON	4	1	1	2	0	0	0	0	0	0	3	33.3	FRÉDÉRIC ST-DENIS	1	0	1	1	-1	2	0	0	0	0	1	0
DENNIS WIDEMAN	4	1	1	2	2	8	0	0	1	0	6	16.7	DAVID DESHARNAIS	4	0	0	0	-2	0	0	0	0	0	7	0
JOHN CARLSON	4	0	2	2	2	2	0	0	0	0	9	0	LARS ELLER	4	0	0	0	-2	0	0	0	0	0	7	0
DMITRY ORLOV	4	0	2	2	3	0	0	0	0	0	4	0	JOSH GORGES	4	0	0	0	-1	2	0	0	0	0	2	0
JOEL WARD	3	1	0	1	1	0	0	0	0	1	2	50	P.K. SUBBAN	4	0	0	0	-1	6	0	0	0	0	13	0
JAY BEAGLE	2	1	0	1	0	2	0	0	0	0	1	100	CHRIS CAMPOLI	3	0	0	0	-1	0	0	0	0	0	4	0
KARL ALZNER	4	0	1	1	2	0	0	0	0	0	4	0	RAPHAEL DIAZ	3	0	0	0	-2	0	0	0	0	0	3	0
TROY BROUWER	4	0	1	1	2	0	0	0	0	0	6	0	SCOTT GOMEZ	3	0	0	0	-5	0	0	0	0	0	10	0
MIKE KNUBLE	3	0	1	1	1	2	0	0	0	0	2	0	TOMAS KABERLE	3	0	0	0	-4	0	0	0	0	0	4	0
CODY EAKIN	1	0	1	1	1	0	0	0	0	0	1	0	ANDREI KOSTITSYN	3	0	0	0	-4	0	0	0	0	0	7	0
KEITH AUCOIN	3	0	0	0	1	0	0	0	0	0	4	0	LOUIS LEBLANC	3	0	0	0	1	0	0	0	0	0	3	0
JEFF HALPERN	3	0	0	0	0	2	0	0	0	0	2	0	MIKE BLUNDEN	2	0	0	0	0	0	0	0	0	0	3	0
ROMAN HAMRLIK	3	0	0	0	2	0	0	0	0	0	2	0	MATHIEU DANCHE	2	0	0	0	0	4	0	0	0	0	3	0
MIKE GREEN	2	0	0	0	1	2	0	0	0	0	3	0	HAL GILL	2	0	0	0	0	0	0	0	0	0	1	0
JEFF SCHULTZ	2	0	0	0	1	2	0	0	0	0	0	0	PETTERI NOKELAINEN	2	0	0	0	0	0	0	0	0	0	1	0
NICKLAS BACKSTROM	1	0	0	0	-1	0	0	0	0	0	2	0	AARON PALUSHAJ	2	0	0	0	0	0	0	0	0	0	3	0
JOHN ERSKINE	1	0	0	0	1	8	0	0	0	0	0	0	YANNICK WEBER	2	0	0	0	1	0	0	0	0	0	4	0
													BLAKE GEOFFRION	1	0	0	0	0	0	0	0	0	0	2	0
													TRAVIS MOEN	1	0	0	0	1	0	0	0	0	0	0	0
													BRAD STAUBITZ	1	0	0	0	0	0	0	0	0	0	0	0
													RYAN WHITE	1	0	0	0	-3	0	0	0	0	0	1	0

GOALTENDER	GP	MIN	GA	GAA	SO	W	L	OT	SA	SV%	GOALTENDER	GP	MIN	GA	GAA	SO	W	L	OT	SA	SV%
MICHAL NEUVIRTH	3	185	3	0.97	1	3	0	0	103	0.971	PETER BUDAJ	2	125	5	2.40	0	0	1	1	56	0.911
TOMAS VOKOUN	1	60	0	0.00	1	1	0	0	30	1.000	CAREY PRICE	2	118	6	3.05	0	0	2	0	39	0.846

POWER PLAY	1-18 (5.6%)	PENALTY KILLING	16-16 (100.0%)	POWER PLAY	0-16 (0.0%)	PENALTY KILLING	17-18 (94.4%)
------------	-------------	-----------------	----------------	------------	-------------	-----------------	---------------



# Nashville Predators

## CLUB INFORMATION

**Founded** .....1998-99  
**Home Arena** ..... **Bridgestone Arena (17,113)**  
**Stanley Cups** .....none  
**President of Hockey Operations & General Manager** .....**David Poile**  
**Head Coach** .....**Barry Trotz**  
**Associate Coach** .....**Peter Horachek**  
**Assistant Coach** .....**Lane Lambert**  
**Senior Vice President of Communications** ..... **Gerry Helper**  
 2011-12 Record ..... 48-26-8 (104 points)  
 2011-12 Finish .....2nd, Central Division  
 2011-12 Playoffs ..... W. Conf. semifinals (def. by PHX, 4-1)

Bridgestone Arena  
 501 Broadway  
 Nashville, TN 37203  
 615.770.2300  
 Fax: 615.770.2309  
 www.nashvillepredators.com



## ALL-TIME SERIES HISTORY

YEAR	TOTALS					HOME					AWAY																
	W	L	T	OT	PTS	W	L	T	OT	PTS	W	L	T	OT	PTS												
98-99	2	2	0	0	0	4	5	2	0	0	0	0	0	0	0	1	0	1	0	0	0	0	2	5			
99-00	2	1	1	0	0	2	3	4	1	1	0	0	0	2	5	4	0	0	0	-	0	0	0	0	0		
00-01	1	0	0	1	0	1	3	3	0	0	0	0	0	0	0	0	0	0	0	0	0	0	0	0	0		
01-02	1	1	0	0	0	2	5	4	1	0	1	-	0	0	2	5	1	1	0	-	0	2	4	2	2		
02-03	1	0	1	0	0	0	2	5	Teams did not meet in 2006-07										1	1	0	-	0	2	2	1	1
03-04	1	0	1	-	0	0	2	5	0	0	0	-	0	0	0	0	0	0	0	-	0	0	0	0	0		
05-06									1	1	0	-	0	2	4	3	1	1	0	-	0	2	3	21	0		
06-07	1	1	0	-	0	2	4	2	1	1	0	-	0	2	3	2	1	-	0	0	1	3					
07-08	2	2	0	-	0	4	6	4	0	0	0	-	0	0	0	1	1	0	1	0	1						
08-09	1	1	0	-	0	2	3	2	0	-	0	2	4	1	1	0	1										
09-10	1	1	0	-	0	3	22	1	0	-	0	1	3		1	1	0										
10-11	1	-	0	2	5	4			0	0	2	4	2														
11-12	1	0	1	0	-	0	2	3	1	0	1	0	0	0	1	3											
<b>Totals</b>	<b>1</b>	<b>1</b>	<b>0</b>	<b>0</b>	<b>0</b>	<b>2</b>	<b>1</b>	<b>0</b>	<b>1</b>	<b>0</b>	<b>0</b>	<b>1</b>	<b>0</b>	<b>1</b>	<b>3</b>	<b>3</b>											

## SERIES INFORMATION

	Overall	at Washington	at Nashville
All-Time Series (W-L-T-OT)	WSH leads 10-6-1-0	WSH leads, 6-2-0-0	Series tied, 4-4-1-0
Current Streak	1 WSH win (12/20/11)	3 WSH wins (10/28/08-12/20/11)	1 NSH win (11/15/11)
Last Washington Win	12/20/11 (4-1)	12/20/11 (4-1)	10/16/10 (3-2 ot)
Last Nashville Win	11/15/11 (4-3)	12/7/05 (5-2)	11/15/11 (3-1)
Last Tie	2/8/02 (3-3)	none	2/8/02 (3-3)
Last Overtime Game	10/17/09 (W, 3-2 so)	10/17/09 (W, 3-2 so)	10/16/10 (W, 3-2 ot)
Overtime Record	4-0-1	2-0-0	2-0-1
Last 10 Games (W-L-T-OT)	7-3-0	6-2-2-0	4-4-21-0
Longest Unbeaten Streak	5 (3/18/08-10/16/10)	3 (11/26/99-10/11/02)	2 (two times)
Longest Winning Streak	5 (3/18/08-10/16/10)	3 (11/26/99-10/11/02)	2 (two times)
Longest Winless Streak	2 (two times)	1 (two times)	3 (10/13/00-2/13/04)
Longest Losing Streak	2 (two times)	1 (two times)	1 (three times)
Washington Shutouts (Last)	1 (11/26/99)	1 (11/26/99)	none
Nashville Shutouts (Last)	none	none	none
Last Washington Hat Trick	none	none	none
Last Nashville Hat Trick	none	none	none
Most Washington Goals	5 (10/11/02)	5 (10/11/02)	4 (two times)
Most Nashville Goals	5 (two times)	5 (12/7/05)	5 (2/13/04)



# Nashville Predators

## 2011-12 WASHINGTON CAPITALS VS. NASHVILLE PREDATORS

CAPITALS TIED SEASON SERIES, 1-1-0 • NASHVILLE 1-1-0

NASHVILLE	PREDATORS	CAPITALS	ATTEND	GOALTENDERS	W. GOAL
NOV 15, 2011	3	1	14,863	PEKKA RINNE / TOMAS VOKOUN	COLIN WILSON
WASHINGTON	PREDATORS	CAPITALS	ATTEND	GOALTENDERS	W. GOAL
DEC 20, 2011	1	4	18,506	MICHAL NEUVIRTH / ANDERS LINDBACK	NICKLAS BACKSTROM

CAPITALS	GP	G	A	P	+/-	PIM	PP	SH	GW	EN	S	%	PREDATORS	GP	G	A	P	+/-	PIM	PP	SH	GW	EN	S	%
MARCUS JOHANSSON	2	0	3	3	1	0	0	0	0	0	2	0.0	SHEA WEBER	2	1	2	3	3	2	0	0	0	1	5	20.0
TROY BROUWER	2	2	0	2	1	0	1	0	0	0	4	50.0	MARTIN ERAT	2	1	1	2	1	0	0	0	0	0	2	50.0
NICKLAS BACKSTROM	2	1	1	2	-1	0	0	0	1	0	3	33.3	MIKE FISHER	2	0	2	2	0	0	0	0	0	0	7	0.0
ALEX OVECHKIN	2	1	0	1	-1	0	0	0	0	0	11	9.1	SERGEI KOSTITSYN	2	1	0	1	2	2	0	0	0	0	1	100.0
ALEXANDER SEMIN	2	1	0	1	0	4	0	0	0	0	6	16.7	COLIN WILSON	2	1	0	1	0	0	0	0	1	0	4	25.0
DENNIS WIDEMAN	2	0	1	1	-1	0	0	0	0	0	6	0.0	BLAKE GEOFFRION	2	0	0	0	0	2	0	0	0	0	1	0.0
ROMAN HAMRLIK	2	0	1	1	2	0	0	0	0	0	2	0.0	PATRIC HORNQVIST	2	0	0	0	-2	0	0	0	0	0	6	0.0
CODY EAKIN	1	0	1	1	1	0	0	0	0	0	1	0.0	NICKLAS BERGFORS	1	0	0	0	0	0	0	0	0	0	0	0.0
JOHN CARLSON	2	0	1	1	0	0	0	0	0	0	2	0.0	KEVIN KLEIN	1	0	0	0	-1	0	0	0	0	0	2	0.0
KARL ALZNER	2	0	1	1	2	2	0	0	0	0	0	0.0	RYAN SUTER	2	0	0	0	2	2	0	0	0	0	7	0.0
JEFF SCHULTZ	2	0	0	0	-1	0	0	0	0	0	1	0.0	JORDIN TOOTOO	2	0	0	0	-1	0	0	0	0	0	8	0.0
BROOKS LAICH	2	0	0	0	-1	0	0	0	0	0	8	0.0	JERRED SMITHSON	2	0	0	0	1	0	0	0	0	0	0	0.0
MATT HENDRICKS	2	0	0	0	0	0	0	0	0	0	3	0.0	CRAIG SMITH	2	0	0	0	0	2	0	0	0	0	0	0.0
JOEL WARD	2	0	0	0	-1	2	0	0	0	0	1	0.0	ROMAN JOSI	1	0	0	0	-1	0	0	0	0	0	1	0.0
JEFF HALPERN	2	0	0	0	0	0	0	0	0	0	0	0.0	DAVID LEGWAND	1	0	0	0	0	0	0	0	0	0	2	0.0
JOHN ERSKINE	1	0	0	0	-1	2	0	0	0	0	4	0.0	FRANCIS BOUILLON	2	0	0	0	-1	0	0	0	0	0	0	0.0
DMITRI ORLOV	1	0	0	0	0	0	0	0	0	0	1	0.0	JACK HILLEN	2	0	0	0	-1	0	0	0	0	0	1	0.0
JASON CHIMERA	2	0	0	0	-1	2	0	0	0	0	5	0.0	JONATHON BLUM	2	0	0	0	-1	0	0	0	0	0	3	0.0
MATHIEU PERREAULT	1	0	0	0	0	0	0	0	0	0	0	0.0	NICK SPALING	2	0	0	0	-1	0	0	0	0	0	0	0.0
MIKE KNUBLE	2	0	0	0	0	0	0	0	0	0	3	0.0	MATT HALISCHUK	2	0	0	0	0	0	0	0	0	0	2	0.0
GOALTENDER	GP	MIN	GA	GAA	SO	W	L	OT	SA	SV%	GOALTENDER	GP	MIN	GA	GAA	SO	W	L	OT	SA	SV%				
MICHAL NEUVIRTH	1	60	1	1.00	0	1	0	0	21	.952	PEKKA RINNE	1	60	1	1.00	0	1	0	0	40	.975				
TOMAS VOKOUN	1	59	2	2.01	0	0	1	0	30	.933	ANDERS LINDBACK	1	60	4	4.00	0	0	1	0	23	.826				
POWER PLAY	1 - 5 (20%)		PENALTY KILLING			7 - 7 (100%)			POWER PLAY	0 - 7 (0%)		PENALTY KILLING			4 - 5 (80%)										





# New Jersey Devils

## CLUB INFORMATION

**Founded** ..... 1974-75 (Kansas City), 1976-77 (Colorado), 1982-83 (N.J.)  
**Home Arena** ..... Prudential Center (17,625)  
**Stanley Cups** ..... 3 (most recent, 2003)  
**CEO, President and General Manager** ..... Lou Lamoriello  
**Head Coach** ..... Peter DeBoer  
**Assistant Coaches** ..... Scott Stevens, Matt Shaw, Dave Barr, Chris Terreri  
**Senior Vice President, Communications** ..... Mike Levine  
**2011-12 Record** ..... 48-28-6 (102 points)  
**2011-12 Finish** ..... 4th, Atlantic Division  
**2011-12 Playoffs** ..... Stanley Cup Final (def. by LAK, 4-2)

Prudential Center  
 25 Lafayette Street  
 Newark, NJ 07102  
 973.757.6100  
 Fax: 973.757.6399  
 www.newjerseydevils.com

## 2012-13 MEETINGS

Jan. 25 at New Jersey  
 Feb. 21 at Washington  
 Feb. 23 at Washington



## ALL-TIME SERIES HISTORY

YEAR	TOTALS						HOME						AWAY											
	GP	W	L	T	OT	PTS	GF	GA	GP	W	L	T	OT	PTS	GF	GA	GP	W	L	T	OT	PTS	GF	GA
74-75	4	1	3	0	-	2	11	15	2	1	1	0	-	2	7	5	2	0	2	0	-	0	4	10
75-76	4	1	2	1	-	3	14	16	2	0	1	1	-	1	7	9	2	1	1	0	-	2	7	7
76-77	4	3	1	0	-	6	11	5	2	2	0	0	-	4	8	1	2	1	1	0	-	2	3	4
77-78	4	2	1	1	-	5	15	18	2	1	0	1	-	3	10	7	2	1	1	0	-	2	5	11
78-79	4	3	1	0	-	6	24	9	2	1	1	0	-	2	11	5	2	2	0	0	-	4	13	4
79-80	4	1	1	2	-	4	9	8	2	1	1	0	-	2	5	4	2	0	0	2	-	2	4	4
80-81	4	3	0	1	-	7	19	15	2	2	0	0	-	4	12	9	2	1	0	1	-	3	7	6
81-82	3	1	2	0	-	2	14	12	1	1	0	0	-	2	7	1	2	0	2	0	-	0	7	11
82-83	7	6	0	1	-	13	29	18	4	4	0	0	-	8	16	8	3	2	0	1	-	5	13	10
83-84	7	5	0	2	-	12	26	13	3	2	0	1	-	5	17	9	4	3	0	1	-	7	9	4
84-85	7	4	2	1	-	9	25	17	4	4	0	0	-	8	18	7	3	0	2	1	-	1	7	10
85-86	7	6	1	0	-	12	32	20	3	3	0	0	-	6	18	9	4	3	1	0	-	6	14	11
86-87	7	6	1	0	-	12	31	20	4	4	0	0	-	8	15	8	3	2	1	0	-	4	16	12
87-88	7	5	2	0	-	10	28	22	3	2	1	0	-	4	13	11	4	3	1	0	-	6	15	11
88-89	7	3	4	0	-	6	30	35	4	2	2	0	-	4	22	21	3	1	2	0	-	2	8	14
89-90	7	4	3	0	-	8	27	25	3	2	1	0	-	4	16	14	4	2	2	0	-	4	11	11
90-91	7	4	3	0	-	8	22	17	4	4	0	0	-	8	17	5	3	0	3	0	-	0	5	12
91-92	7	5	2	0	-	10	29	25	3	2	1	0	-	4	11	12	4	3	1	0	-	6	18	13
92-93	7	2	5	0	-	4	25	25	4	1	3	0	-	2	17	16	3	1	2	0	-	2	8	9
93-94	5	2	3	0	-	4	15	18	3	1	2	0	-	2	7	12	2	1	1	0	-	2	8	6
94-95	4	0	3	1	-	1	6	11	2	0	2	0	-	0	1	4	2	0	1	1	-	1	5	7
95-96	5	0	5	0	-	0	5	14	2	0	2	0	-	0	3	5	3	0	3	0	-	0	2	9
96-97	6	2	3	1	-	5	15	13	3	1	1	1	-	3	6	6	3	1	2	0	-	2	9	7
97-98	5	2	2	1	-	5	10	8	3	2	0	1	-	5	7	2	2	0	2	0	-	0	3	6
98-99	5	2	3	0	-	4	8	12	2	0	2	0	-	0	2	7	3	2	1	0	-	4	6	5
99-00	4	3	1	0	0	6	15	11	2	2	0	0	0	4	8	4	2	1	1	0	0	2	7	7
00-01	4	2	2	0	0	4	14	14	2	1	1	0	0	2	9	8	2	1	1	0	0	2	5	6
01-02	4	2	1	0	1	5	13	9	2	1	0	0	1	3	9	5	2	1	1	0	0	2	4	4
02-03	4	1	1	0	2	4	6	10	2	1	1	0	0	2	4	6	2	0	0	0	2	2	2	4
03-04	4	1	1	1	1	4	6	8	2	1	0	1	0	3	5	3	2	0	1	0	1	1	1	5
05-06	4	0	3	-	1	1	10	18	2	0	1	-	1	1	6	8	2	0	2	-	0	0	4	10
06-07	4	1	3	-	0	2	10	13	2	0	2	-	0	0	3	7	2	1	1	-	0	2	7	6
07-08	4	2	1	-	1	5	10	7	2	1	0	-	1	3	4	4	2	1	1	-	0	2	6	3
08-09	4	2	0	-	2	6	16	13	2	1	0	-	1	3	6	5	2	1	0	-	1	3	10	8
09-10	4	1	2	-	1	3	10	12	2	1	0	-	1	3	6	4	2	0	2	-	0	0	4	8
10-11	4	3	1	-	0	6	15	8	2	2	0	-	0	4	12	3	2	1	1	-	0	2	3	5
11-12	4	1	1	-	2	4	8	13	2	0	1	-	1	1	2	8	2	1	0	-	1	3	7	4
<b>Totals</b>	<b>186</b>	<b>92</b>	<b>70</b>	<b>13</b>	<b>11</b>	<b>208</b>	<b>613</b>	<b>547</b>	<b>93</b>	<b>54</b>	<b>27</b>	<b>6</b>	<b>6</b>	<b>120</b>	<b>347</b>	<b>262</b>	<b>93</b>	<b>38</b>	<b>43</b>	<b>7</b>	<b>5</b>	<b>88</b>	<b>267</b>	<b>284</b>

## SERIES INFORMATION

	Overall	at Washington	at New Jersey
All-Time Series (W-L-T-OT)	WSH leads, 92-70-13-11	WSH leads, 54-27-6-6	WSH trails, 38-43-7-5
Current Streak	3 NJ wins (11/12/11-3/2/12)	2 NJ wins (11/12/11-3/2/12)	1 NJ win (12/23/11)
Last Washington Win	11/11/11 (3-0)	12/21/10 (5-1)	1/11/11 (3-0)
Last New Jersey Win	3/2/12 (5-0)	3/2/12 (5-0)	12/23/11 (4-3 so)
Last Tie	1/1/04 (2-2)	1/1/04 (2-2)	2/25/95 (3-3)
Last Overtime Game	12/23/12 (L, 4-3 so)	11/12/11 (L, 3-2 so)	12/23/12 (L, 4-3 so)
Overtime Record	4-11-13	1-6-6	3-5-7
Last 10 Games (W-L-OT)	5-3-2	5-1-4	4-4-2
Longest Unbeaten Streak	17 (11/8/82-12/4/84)	24 (3/18/80-3/1/88)	8 (11/8/82-11/10/84)
Longest Winning Streak	8 (two times)	14 (3/28/84-3/1/88)	4 (12/30/87-11/19/88)
Longest Winless Streak	10 (2/15/95-11/12/96)	4 (two times)	7 (12/28/02-12/29/06)
Longest Losing Streak	7 (4/12/95-11/12/96)	4 (three times)	7 (12/28/02-12/29/06)
Washington Shutouts (Last)	11 (3/18/11)	6 (3/20/98)	4 (2/29/08)
New Jersey Shutouts (Last)	8 (11/22/10)	4 (3/2/12)	4 (12/4/03)
Last Washington Hat Trick	M. Ridley (12/7/90)	M. Ridley (12/7/90)	none
Last New Jersey Hat Trick	J. Madden (2/5/03)	J. Madden (2/5/03)	P. Stastny (12/29/91)
Most Washington Goals	9 (four times)	9 (three times)	9 (2/15/79)
Most New Jersey Goals	8 (10/28/77)	6 (six times)	8 (10/28/77)



# New Jersey Devils

## 2011-12 WASHINGTON CAPITALS VS. NEW JERSEY DEVILS

### CAPITALS LOST SEASON SERIES, 1-1-2 • NEW JERSEY 3-1-0

NEW JERSEY	DEVILS	CAPITALS	ATTEND	GOALTENDERS	W. GOAL
NOV 11, 2011	1	3	15,230	TOMAS VOKOUN / MARTIN BRODEUR	JASON CHIMERA
DEC 23, 2011	4	3	14,043	MARTIN BRODEUR / MICHAL NEUVIRTH	ILYA KOVALCHUK

WASHINGTON	DEVILS	CAPITALS	ATTEND	GOALTENDERS	W. GOAL
NOV 12, 2011	3	2	18,506	JOHAN HEDBERG / MICHAL NEUVIRTH	DAVID CLARKSON
MAR 2, 2012	5	0	18,506	JOHAN HEDBERG / MICHAL NEUVIRTH	ZACH PARISE

CAPITALS													DEVILS												
GP	G	A	P	+/-	PIM	PP	SH	GW	EN	S	%	GP	G	A	P	+/-	PIM	PP	SH	GW	EN	S	%		
JASON CHIMERA	4	4	0	4	2	2	0	1	1	0	17	23.5	PATRIK ELIAS	4	1	4	5	0	0	0	1	0	0	3	33.3
BROOKS LAICH	4	1	1	2	0	0	0	0	0	0	9	11.1	ZACH PARISE	4	3	1	4	-2	0	1	0	1	0	15	20.0
MARCUS JOHANSSON	4	1	1	2	-2	2	0	0	0	0	3	33.3	DAINIUS ZUBRUS	4	1	3	4	1	0	0	0	0	0	10	10.0
TROY BROUWER	4	1	1	2	1	0	0	0	0	0	6	16.7	ILYA KOVALCHUK	2	1	2	3	3	0	1	0	0	0	9	11.1
ALEX OVECHKIN	4	1	1	2	-1	2	0	0	0	0	7	14.3	ADAM HENRIQUE	4	1	2	3	0	0	0	0	0	0	7	14.3
ALEXANDER SEMIN	4	0	2	2	-1	6	0	0	0	0	6	0.0	BRYCE SALVADOR	4	0	2	2	-1	2	0	0	0	0	1	0.0
DENNIS WIDEMAN	4	0	2	2	-1	2	0	0	0	0	5	0.0	DAVID CLARKSON	4	0	2	2	0	2	0	0	0	0	6	0.0
JOHN ERSKINE	2	0	1	1	3	6	0	0	0	0	3	0.0	RYAN CARTER	4	1	0	1	0	2	0	0	0	0	3	33.3
JOHN CARLSON	4	0	1	1	1	0	0	0	0	0	4	0.0	PETR SYKORA	4	1	0	1	1	2	0	0	0	0	8	12.5
KARL ALZNER	4	0	1	1	0	0	0	0	0	0	1	0.0	ADAM LARSSON	3	1	0	1	1	0	0	0	0	0	4	25.0
NICKLAS BACKSTROM	3	0	1	1	-1	4	0	0	0	0	8	0.0	ALEXANDER URBOM	1	1	0	1	2	2	0	0	0	0	1	100.0
MATT HENDRICKS	4	0	0	0	-1	2	0	0	0	0	1	0.0	MATT TAORMINA	2	0	1	1	1	0	0	0	0	0	1	0.0
JAY BEAGLE	1	0	0	0	0	0	0	0	0	0	2	0.0	KURTIS FOSTER	1	0	1	1	0	0	0	0	0	0	4	0.0
JOEL WARD	4	0	0	0	1	0	0	0	0	0	4	0.0	TRAVIS ZAJAC	1	0	1	1	-1	0	0	0	0	0	3	0.0
KEITH AUCOIN	1	0	0	0	-2	0	0	0	0	0	0	0.0	MAREK ZIDLICKY	1	0	0	0	1	0	0	0	0	0	0	0.0
JEFF HALPERN	4	0	0	0	0	0	0	0	0	0	1	0.0	JACOB JOSEFSON	1	0	0	0	1	0	0	0	0	0	0	0.0
DMITRI ORLOV	2	0	0	0	-1	0	0	0	0	0	2	0.0	ANTON VOLCHENKOV	4	0	0	0	-1	6	0	0	0	0	2	0.0
MATHIEU PERREAULT	3	0	0	0	-1	0	0	0	0	0	0	0.0	MATTIAS TEDENBY	3	0	0	0	0	0	0	0	0	0	1	0.0
JEFF SCHULTZ	2	0	0	0	-1	2	0	0	0	0	0	0.0	HENRIK TALLINDER	2	0	0	0	0	0	0	0	0	0	4	0.0
ROMAN HAMRLIK	3	0	0	0	1	0	0	0	0	0	3	0.0	NICK PALMIERI	2	0	0	0	-2	0	0	0	0	0	5	0.0
CODY EAKIN	2	0	0	0	0	0	0	0	0	0	0	0.0	BRADLEY MILLS	2	0	0	0	0	0	0	0	0	0	3	0.0
MIKE KNUBLE	3	0	0	0	1	4	0	0	0	0	0	0.0	ERIC BOULTON	1	0	0	0	0	0	0	0	0	0	0	0.0
MIKE GREEN	2	0	0	0	-3	0	0	0	0	0	3	0.0	VLADIMIR ZHARKOV	2	0	0	0	0	0	0	0	0	0	0	0.0
													ANDY GREENE	3	0	0	0	0	2	0	0	0	0	3	0.0
													MARK FAYNE	4	0	0	0	-1	4	0	0	0	0	4	0.0
													TIM SESTITO	1	0	0	0	0	2	0	0	0	0	0	0.0
													STEVE BERNIER	1	0	0	0	0	0	0	0	0	0	2	0.0
													CAM JANSSEN	3	0	0	0	0	2	0	0	0	0	1	0.0

GOALTENDER											GOALTENDER										
GP	MIN	GA	GAA	SO	W	L	OT	SA	SV%	GP	MIN	GA	GAA	SO	W	L	OT	SA	SV%		
TOMAS VOKOUN	1	59	1	1.00	0	1	0	0	33	.970	JOHAN HEDBERG	2	124	2	.96	1	2	0	0	40	.950
MICHAL NEUVIRTH	3	189	10	3.16	0	0	1	2	67	.851	MARTIN BRODEUR	2	122	6	2.93	0	1	1	0	45	.867

POWER PLAY	0 - 14 (0%)	PENALTY KILLING	14 - 16 (87.5%)	POWER PLAY	2 - 16 (12.5%)	PENALTY KILLING	14 - 14 (100%)
------------	-------------	-----------------	-----------------	------------	----------------	-----------------	----------------



# New York Islanders

## CLUB INFORMATION

**Founded** .....1972-73  
**Home Arena** ..... Nassau Veterans Memorial Coliseum (16,234)  
**Stanley Cups** ..... 4 (most recent, 1983)  
**General Manager/Alternate Governor** ..... Garth Snow  
**Senior Advisor to the General Manager & Assistant Coach** ..... Doug Weight  
**Head Coach** ..... Jack Capuano  
**Assistant Coach** ..... Brent Thompson  
**Director of Communications** ..... Kimber Auerbach  
 2011-12 Record ..... 34-37-11 (79 points)  
 2011-12 Finish ..... 5th, Atlantic Division  
 2011-12 Playoffs ..... DNQ

Nassau Veterans Memorial Coliseum  
 1255 Hempstead Turnpike  
 Uniondale, NY 11553  
 516.501.6700  
 Fax: 516.501.6746  
 www.newyorkislanders.com



## 2012-13 MEETINGS

March 9 at New York  
 March 26 at Washington  
 April 4 at Washington

## ALL-TIME SERIES HISTORY

YEAR	TOTALS									HOME									AWAY								
	GP	W	L	T	OT	PTS	GF	GA		GP	W	L	T	OT	PTS	GF	GA		GP	W	L	T	OT	PTS	GF	GA	
74-75	4	0	4	0	-	0	3	22		2	0	2	0	-	0	0	12		2	0	2	0	-	0	3	10	
75-76	4	0	4	0	-	0	8	22		2	0	2	0	-	0	2	9		2	0	2	0	-	0	6	13	
76-77	4	0	1	3	-	3	8	9		2	0	0	2	-	2	4	4		2	0	1	1	-	1	4	5	
77-78	4	0	4	0	-	0	3	19		2	0	2	0	-	0	0	10		2	0	2	0	-	0	3	9	
78-79	4	1	3	0	-	2	11	18		2	1	1	0	-	2	8	8		2	0	2	0	-	0	3	10	
79-80	4	2	2	0	-	4	13	9		2	2	0	0	-	4	10	2		2	0	2	0	-	0	3	7	
80-81	4	0	4	0	-	0	10	17		2	0	2	0	-	0	5	7		2	0	2	0	-	0	5	10	
81-82	8	0	7	1	-	1	20	39		4	0	3	1	-	1	8	14		4	0	4	0	-	0	12	25	
82-83	7	2	4	1	-	5	20	32		3	1	1	1	-	3	7	11		4	1	3	0	-	2	13	21	
83-84	7	3	4	0	-	6	27	28		4	2	2	0	-	4	22	15		3	1	2	0	-	2	5	13	
84-85	7	4	3	0	-	8	27	26		3	2	1	0	-	4	10	10		4	2	2	0	-	4	17	16	
85-86	7	4	3	0	-	8	30	26		4	2	2	0	-	4	16	15		3	2	1	0	-	4	14	11	
86-87	7	3	2	2	-	8	18	23		3	1	0	2	-	4	7	6		4	2	2	0	-	4	11	17	
87-88	7	2	4	1	-	5	24	26		4	1	2	1	-	3	15	15		3	1	2	0	-	2	9	11	
88-89	7	4	3	0	-	8	29	27		3	3	0	0	-	6	14	10		4	1	3	0	-	2	15	17	
89-90	7	3	4	0	-	6	24	25		4	2	2	0	-	4	14	13		3	1	2	0	-	2	10	12	
90-91	7	7	0	0	-	14	30	17		3	3	0	0	-	6	12	9		4	4	0	0	-	8	18	8	
91-92	7	4	2	1	-	9	28	24		4	2	1	1	-	5	16	11		3	2	1	0	-	4	12	13	
92-93	7	4	3	0	-	8	23	18		3	0	3	0	-	0	6	11		4	4	0	0	-	8	17	7	
93-94	5	1	3	1	-	3	12	17		3	1	1	1	-	3	8	7		2	0	2	0	-	0	4	10	
94-95	4	4	0	0	-	8	20	14		2	2	0	0	-	4	11	7		2	2	0	0	-	4	9	7	
95-96	5	4	1	0	-	8	21	14		2	2	0	0	-	4	10	8		3	2	1	0	-	4	11	6	
96-97	5	1	4	0	-	2	7	14		3	1	2	0	-	2	6	6		2	0	2	0	-	0	1	8	
97-98	6	5	0	1	-	11	20	9		3	2	0	1	-	5	10	5		3	3	0	0	-	6	10	4	
98-99	4	4	0	0	-	8	16	8		2	2	0	0	-	4	9	4		2	2	0	0	-	4	7	4	
99-00	4	4	0	0	0	8	15	10		2	2	0	0	0	4	8	5		2	2	0	0	0	4	7	5	
00-01	4	3	0	1	0	7	13	7		2	1	0	1	0	3	5	4		2	2	0	0	0	4	8	3	
01-02	4	2	1	1	0	5	16	14		2	2	0	0	0	4	7	4		2	0	1	1	0	1	9	10	
02-03	4	4	0	0	0	8	12	5		2	2	0	0	0	4	7	3		2	2	0	0	0	4	5	2	
03-04	4	2	2	0	0	4	14	10		2	1	1	0	0	2	10	6		2	1	1	0	0	2	4	4	
05-06	4	1	3	-	0	2	11	17		2	1	1	-	0	2	8	7		2	0	2	-	0	0	3	10	
06-07	4	1	3	-	0	2	7	16		2	1	1	-	0	2	4	7		2	0	2	-	0	0	3	9	
07-08	4	1	1	-	2	4	8	12		2	0	1	-	1	1	4	8		2	1	0	-	1	3	4	4	
08-09	4	4	0	-	0	8	17	10		2	2	0	-	0	4	10	5		2	2	0	-	0	4	7	5	
09-10	4	3	0	-	1	7	18	12		2	1	0	-	1	3	8	8		2	2	0	-	0	4	10	4	
10-11	4	4	0	-	0	8	9	5		2	2	0	-	0	4	4	2		2	2	0	-	0	4	5	3	
11-12	4	2	2	-	0	4	11	14		2	1	1	-	1	2	3	5		2	1	1	-	0	2	8	9	
<b>Totals</b>	<b>190</b>	<b>93</b>	<b>81</b>	<b>13</b>	<b>3</b>	<b>202</b>	<b>603</b>	<b>635</b>		<b>95</b>	<b>48</b>	<b>34</b>	<b>11</b>	<b>2</b>	<b>109</b>	<b>308</b>	<b>293</b>		<b>95</b>	<b>45</b>	<b>47</b>	<b>2</b>	<b>1</b>	<b>93</b>	<b>295</b>	<b>342</b>	

## SERIES INFORMATION

	Overall	at Washington	at NY Islanders
All-Time Series (W-L-T-OT)	WSH leads, 93-81-13-3	WSH leads, 48-34-11-2	WSH trails, 45-47-2-2
Current Streak	2 WSH wins (2/28/12-3/13/12)	2 NYI wins (1/17/12-2/28/12)	1 WSH win (3/13/12)
Last Washington Win	3/13/12 (5-4, so)	2/28/12 (3-2 ot)	3/13/12 (5-4, so)
Last New York Win	1/17/12 (3-0)	1/17/12 (3-0)	11/5/11 (5-3)
Last Tie	11/27/01 (5-5)	10/21/00 (4-4)	11/27/01 (5-5)
Last Overtime Game	3/13/12 (W, 5-4, so)	2/28/12 (W, 3-2 ot)	3/13/12 (W, 5-4, so)
Overtime Record	12-5-13	7-3-11	5-2-2
Last 10 Games (W-L-OT)	5-2-3	5-2-3	7-1-2
Longest Unbeaten Streak	22 (4/12/97-3/30/02)	15 (4/12/97-10/9/03)	10 (10/8/97-11/27/01)
Longest Winning Streak	11 (3/12/98-3/15/00)	6 (11/24/00-10/9/03)	9 (10/8/97-3/6/01)
Longest Winless Streak	19 (10/20/74-1/16/79)	9 (10/24/74-11/17/78)	19 (1/2/75-10/21/82)
Longest Losing Streak	9 (10/20/74-1/15/77)	4 (10/20/74-2/22/76)	13 (2/4/78-10/21/82)
Washington Shutouts (Last)	6 (2/7/03)	3 (2/7/03)	3 (4/13/98)
New York Shutouts (Last)	11 (4/8/06)	7 (3/2/97)	4 (4/8/06)
Last Washington Hat Trick	A. Oates (10/8/97)	P. Bondra (2/3/96)	A. Oates (10/8/97)
Last New York Hat Trick	M. Czerkawski (11/27/01)	D. King (1/1/92)	M. Czerkawski (11/27/01)
Most Washington Goals	8 (1/1/92)	8 (1/1/92)	7 (three times)
Most New York Goals	8 (four times)	8 (10/8/83)	8 (three times)



# New York Islanders

## 2011-12 WASHINGTON CAPITALS VS. NEW YORK ISLANDERS

CAPITALS TIED SEASON SERIES 2-2-0 • NEW YORK 2-0-2

NEW YORK	ISLANDERS	CAPITALS	ATTEND	GOALTENDERS	W. GOAL
NOV. 5, 2011	5	3	14,812	RICK DIPIETRO/TOMAS VOKOUN	PA PARENTEAU
MAR. 13, 2012	4	5	11,488	EVENGI NABOKOV/MICHAL NEUVIRTH	MATT HENDRICKS
WASHINGTON	ISLANDERS	CAPITALS	ATTEND	GOALTENDERS	W.GOAL
JAN. 17, 2012	3	0	18,506	TOMAS VOKOUN/EVENGI NABOKOV	JOHN TAVARES
FEB. 28, 2012	2	3	18,506	MICHAL NEUIRTH/EVENGI NABOKOV	ALEX OVECHKIN

CAPITALS	GP	G	A	P	+/-	PIM	PP	SH	GW	EN	S	%	ISLANDERS	GP	G	A	P	+/-	PIM	PP	SH	GW	EN	S	%
ALEX OVECHKIN	4	4	0	4	3	6	0	0	1	0	16	25	FRANS NIELSEN	4	1	6	7	3	0	0	0	0	0	8	12.5
BROOKS LAICH	4	1	2	3	-1	0	1	0	0	0	5	20	PE PARENTEAU	3	3	3	6	4	5	1	0	1	0	6	50
DENNIS WIDEMAN	4	0	3	3	-1	0	0	0	0	0	8	0	JOHN TAVARES	4	4	1	5	3	0	2	0	1	1	15	26.7
KEITH AUCOIN	2	0	3	3	3	0	0	0	0	0	1	0	MATT MOULSON	4	2	2	4	1	0	0	0	0	0	8	25
TROY BROUWER	4	2	0	2	-1	2	0	0	0	0	6	33.3	TRAVIS HAMONIC	4	1	2	3	1	0	1	0	0	0	8	12.5
JOEL WARD	4	1	1	2	1	2	0	0	0	0	4	25	JOSH BAILEY	4	1	1	2	-1	0	0	0	0	0	5	20
MARCUS JOHANSSON	4	0	2	2	0	0	0	0	0	0	5	0	ANDREW MACDONLAD	4	0	2	2	0	0	0	0	0	0	2	0
NICKLAS BACKSTROM	1	0	2	2	0	0	0	0	0	0	2	0	KYLE OKPOSO	4	0	2	2	0	6	0	0	0	0	6	0
MIKE KNUBLE	3	1	0	1	-1	0	0	0	0	0	5	20	MARK STREIT	4	0	2	2	-1	0	0	0	0	0	4	0
DMITRY ORLOV	3	1	0	1	0	0	0	0	0	0	3	33.3	STEVE STAIOS	3	0	2	2	-2	4	0	0	0	0	3	0
JOHN CARLSON	4	0	1	1	-2	2	0	0	0	0	9	0	MATT MARTIN	4	1	0	1	-2	0	0	0	0	0	8	12.5
JASON CHIMERA	4	0	1	1	-1	2	0	0	0	0	13	0	BRIAN ROLSTON	2	1	0	1	3	0	0	0	0	0	5	20
JEFF HALPERN	3	0	1	1	1	6	0	0	0	0	4	0	MILAN JURCINA	4	0	1	1	1	4	0	0	0	0	10	0
MATHIEU PERREAULT	3	0	1	1	-2	0	0	0	0	0	3	0	MARK EATON	4	0	0	0	2	0	0	0	0	0	4	0
JEFF SCHULTZ	3	0	1	1	1	2	0	0	0	0	2	0	MICHAEL GRADNER	4	0	0	0	-1	0	0	0	0	0	7	0
KARL ALZNER	4	0	0	0	-1	2	0	0	0	0	2	0	JAY PANDOLFO	4	0	0	0	0	0	0	0	0	0	2	0
MATT HENDRICKS	4	0	0	0	-3	4	0	0	0	0	2	0	MARTY REASONER	3	0	0	0	-2	0	0	0	0	0	3	0
ALEXANDER SEMIN	4	0	0	0	-1	2	0	0	0	0	9	0	CASEY CIZIKAS	2	0	0	0	-2	0	0	0	0	0	1	0
JAY BEAGLE	3	0	0	0	-1	6	0	0	0	0	6	0	NINO NIEDERREITER	2	0	0	0	-1	0	0	0	0	0	3	0
ROMAN HAMRLIK	3	0	0	0	1	0	0	0	0	0	0	0	DAVID ULLSTROM	2	0	0	0	1	2	0	0	0	0	6	0
CODY EAKIN	1	0	0	0	0	0	0	0	0	0	1	0	BLAKE COMEAU	1	0	0	0	-1	0	0	0	0	0	2	0
JOHN ERSKINE	1	0	0	0	-1	0	0	0	0	0	0	0	DYLAN REESE	1	0	0	0	1	0	0	0	0	0	0	0
MIKE GREEN	1	0	0	0	0	0	0	0	0	0	1	0	TIM WALLACE	1	0	0	0	0	0	0	0	0	0	1	0
TOMAS KUNDRATEK	1	0	0	0	0	0	0	0	0	0	0	0													

GOALTENDER	GP	MIN	GA	GAA	SO	W	L	OT	SA	SV%	GOALTENDER	GP	MIN	GA	GAA	SO	W	L	OT	SA	SV%
MICHAL NEUVIRTH	2	126	6	2.87	0	2	0	0	54	0.889	EVGENI NABOKOV	3	187	7	2.25	1	1	0	2	79	0.911
TOMAS VOKOUN	2	119	7	3.52	0	0	2	0	62	0.887	RICK DIPIETRO	1	60	3	3.02	0	1	0	0	28	0.893

POWER PLAY 1 - 10 (10%) PENALTY KILLING 12-16 (75.0%) POWER PLAY 4-16 (25.0%) PENALTY KILLING 9 - 10 (90%)



# New York Rangers

## CLUB INFORMATION

**Founded** .....1926-27  
**Home Arena** .....Madison Square Garden (18,200)  
**Stanley Cups** .....4 (most recent, 1994)  
**President & General Manager**.....Glen Sather  
**Head Coach**.....John Tortorella  
**Assistant Coaches**.....Benoit Allaire, Mike Sullivan  
**Vice President, Public Relations and Player Recruitment**.....John Rosasco  
 2011-12 Record ..... 51-24-7 (109 points)  
 2011-12 Finish..... 1st, Atlantic Division  
 2011-12 Playoffs..... E. Conf. finals (def. by NJD, 4-2)

Madison Square Garden  
 Two Pennsylvania Plaza  
 New York, NY 10121  
 212.465.6486  
 Fax: 212.465.6494  
 www.newyorkrangers.com



## 2012-13 MEETINGS

Feb. 17 at New York  
 March 10 at Washington  
 March 24 at New York

## ALL-TIME SERIES HISTORY

YEAR	TOTALS							HOME							AWAY									
	GP	W	L	T	OT	PTS	GF	GA	GP	W	L	T	OT	PTS	GF	GA	GP	W	L	T	OT	PTS	GF	GA
74-75	4	1	2	1	-	3	19	23	2	1	0	1	-	3	13	10	2	0	2	0	-	0	6	13
75-76	4	2	2	0	-	4	18	23	2	2	0	0	-	4	12	7	2	0	2	0	-	0	6	16
76-77	4	2	2	0	-	4	17	16	2	1	1	0	-	2	9	7	2	1	1	0	-	2	8	9
77-78	4	0	2	2	-	2	14	27	2	0	1	1	-	1	7	14	2	0	1	1	-	1	7	13
78-79	4	1	1	2	-	4	17	18	2	1	0	1	-	3	7	3	2	0	1	1	-	1	10	15
79-80	4	2	2	0	-	4	15	18	2	1	1	0	-	2	8	10	2	1	1	0	-	2	7	8
80-81	4	2	2	0	-	4	21	17	2	2	0	0	-	4	15	5	2	0	2	0	-	0	6	12
81-82	8	2	3	3	-	7	28	30	4	0	3	1	-	1	12	16	4	2	0	2	-	6	16	14
82-83	7	3	3	1	-	7	26	28	3	1	1	1	-	3	9	11	4	2	2	0	-	4	17	17
83-84	7	3	3	1	-	7	26	23	4	3	0	1	-	7	17	8	3	0	3	0	-	0	9	15
84-85	7	5	2	0	-	10	32	21	3	2	1	0	-	4	16	9	4	3	1	0	-	6	16	12
85-86	7	3	3	1	-	7	24	21	4	2	1	1	-	5	13	9	3	1	2	0	-	2	11	12
86-87	7	3	4	0	-	6	27	27	3	1	2	0	-	2	12	11	4	2	2	0	-	4	15	16
87-88	7	5	2	0	-	10	31	23	4	2	2	0	-	4	14	14	3	3	0	0	-	6	17	9
88-89	7	2	3	2	-	6	15	25	3	1	1	1	-	3	7	8	4	1	2	1	-	3	8	17
89-90	7	4	3	0	-	8	21	20	4	3	1	0	-	6	15	13	3	1	2	0	-	2	6	7
90-91	7	2	4	1	-	5	23	28	3	1	2	0	-	2	8	12	4	1	2	1	-	3	15	16
91-92	7	5	2	0	-	10	35	24	4	2	2	0	-	4	20	16	3	3	0	0	-	6	15	8
92-93	9	5	4	0	-	10	32	28	5	3	2	0	-	6	18	17	4	2	2	0	-	4	14	11
93-94	6	1	5	0	-	2	12	19	3	0	3	0	-	0	5	10	3	1	2	0	-	2	7	9
94-95	4	2	2	0	-	4	16	13	2	2	0	0	-	4	8	3	2	0	2	0	-	0	8	10
95-96	6	3	2	1	-	7	17	19	3	1	1	1	-	3	8	12	3	2	1	0	-	4	9	7
96-97	5	3	2	0	-	6	13	12	3	2	1	0	-	4	8	7	2	1	1	0	-	2	5	5
97-98	5	3	1	1	-	7	15	11	2	1	1	0	-	2	5	4	3	2	0	1	-	5	10	7
98-99	5	2	2	1	-	5	12	11	3	1	2	0	-	2	8	9	2	1	0	1	-	3	4	2
99-00	4	3	0	0	1	7	15	9	2	1	0	0	1	3	8	6	2	2	0	0	0	4	7	3
00-01	4	1	3	0	0	2	13	17	2	1	1	0	0	2	8	8	2	0	2	0	0	0	5	9
01-02	4	3	1	0	0	6	19	12	2	2	0	0	0	4	11	4	2	1	1	0	0	2	8	8
02-03	4	2	0	1	1	6	12	7	2	1	0	0	1	3	8	4	2	1	0	1	0	3	4	3
03-04	4	2	1	0	1	5	10	10	2	1	0	0	1	3	6	6	2	1	1	0	0	2	4	4
05-06	4	2	1	-	1	5	14	11	2	2	0	-	0	4	8	3	2	0	1	-	1	1	6	8
06-07	4	1	3	-	0	2	8	15	2	1	1	-	0	2	5	6	2	0	2	-	0	0	3	9
07-08	4	2	2	-	0	4	9	11	2	2	0	-	0	4	8	6	2	0	2	-	0	0	1	5
08-09	4	3	0	-	1	7	14	11	2	2	0	-	0	4	5	2	2	1	0	-	1	3	9	9
09-10	4	3	1	-	0	6	15	11	2	1	1	-	0	2	5	4	2	2	0	-	0	4	10	7
10-11	4	1	2	-	1	3	6	18	2	0	1	-	1	1	1	8	2	1	1	-	0	2	5	10
11-12	4	2	2	-	0	4	13	11	2	1	1	-	0	2	7	7	2	1	1	-	0	2	6	4
<b>Totals</b>	<b>194</b>	<b>91</b>	<b>79</b>	<b>18</b>	<b>6</b>	<b>206</b>	<b>674</b>	<b>668</b>	<b>98</b>	<b>51</b>	<b>34</b>	<b>9</b>	<b>4</b>	<b>115</b>	<b>354</b>	<b>309</b>	<b>96</b>	<b>40</b>	<b>45</b>	<b>9</b>	<b>2</b>	<b>91</b>	<b>320</b>	<b>359</b>

## SERIES INFORMATION

All-Time Series (W-L-T-OT)  
 Current Streak  
 Last Washington Win  
 Last New York Win  
 Last Tie  
 Last Overtime Game  
 Overtime Record  
 Last 10 Games (W-L-OT)  
 Longest Unbeaten Streak  
 Longest Winning Streak  
 Longest Winless Streak  
 Longest Losing Streak  
 Washington Shutouts (Last)  
 New York Shutouts (Last)  
 Last Washington Hat Trick  
 Last New York Hat Trick  
 Most Washington Goals  
 Most New York Goals

### Overall

WSH leads, 91-79-18-6  
 1 WSH win (4/7/12)  
 4/7/12 (4-1)  
 2/12/12 (3-2)  
 1/4/03 (2-2)  
 1/24/11 (L, 2-1)  
 9-6-18  
 5-4-1  
 6 (12/23/88-12/23/89)  
 5 (two times)  
 5 (two times)  
 4 (three times)  
 6 (3/6/10)  
 8 (2/25/11)  
 P. Bondra (3/9/01)  
 M. Messier (12/13/91)  
 8 (four times)  
 11 (two times)

### at Washington

WSH leads, 51-34-9-4  
 1 WSH win (12/28/11)  
 12/28/11 (4-1)  
 11/25/11 (6-3)  
 1/5/96 (4-4)  
 1/24/11 (L, 2-1 ot)  
 4-4-9  
 6-3-1  
 5 (4/3/83-3/3/84)  
 4 (12/12/07-1/3/09)  
 6 (11/7/81-1/1/83)  
 3 (two times)  
 5 (3/6/10)  
 5 (2/25/11)  
 P. Bondra (3/9/01)  
 M. Messier (12/13/91)  
 8 (three times)  
 11 (3/24/78)

### at NY Rangers

WSH trails, 40-45-9-2  
 1 WSH win (4/7/12)  
 4/7/12 (4-1)  
 2/12/12 (3-2)  
 1/4/03 (2-2)  
 2/11/09 (L, 5-4 so)  
 5-2-9  
 5-5-1  
 7 (12/2/97-3/23/00)  
 4 (4/1/87-3/16/88)  
 7 (3/5/04-11/1/07)  
 7 (3/5/04-11/1/07)  
 1 (4/14/93)  
 3 (12/12/10)  
 P. Bondra (1/8/98)  
 J. Mullen (10/19/88)  
 8 (3/16/88)  
 11 (2/18/76)



# New York Rangers

## 2011-12 WASHINGTON CAPITALS VS. NEW YORK RANGERS

CAPITALS TIED SEASON SERIES, 2-2-0 - NY RANGERS 2-2-0

NEW YORK	RANGERS	CAPITALS	ATTEND	GOALTENDERS	W. GOAL
FEB 12, 2012	3	2	18,200	HENRIK LUNDQVIST / MICHAL NEUVIRTH	BRANDON PRUST
APR 7, 2012	1	4	18,200	BRADEN HOLTBY / HENRIK LUNDQVIST	MATHIEU PERREAULT

WASHINGTON	RANGERS	CAPITALS	ATTEND	GOALTENDERS	W. GOAL
NOV 25, 2011	6	3	18,506	HENRIK LUNDQVIST / MICHAL NEUVIRTH	BRIAN BOYLE
DEC 28, 2011	1	4	18,506	TOMAS VOKOUN / MARTIN BIRON	TROY BROUWER

CAPITALS	GP	G	A	P	+/-	PIM	PP	SH	GW	EN	S	%	RANGERS	GP	G	A	P	+/-	PIM	PP	SH	GW	EN	S	%
JOHN CARLSON	4	3	3	6	4	0	2	0	0	0	6	50.0	RYAN CALLAHAN	4	1	4	5	0	2	0	0	0	0	11	9.1
ALEX OVECHKIN	4	2	3	5	2	2	0	0	0	0	13	15.4	BRANDON DUBINSKY	4	1	3	4	2	0	0	0	0	0	6	16.7
NICKLAS BACKSTROM	3	1	4	5	4	2	0	0	0	0	4	25.0	BRIAN BOYLE	4	2	1	3	0	4	0	0	1	0	13	15.4
ALEXANDER SEMIN	4	3	1	4	1	2	0	0	0	0	7	42.9	BRAD RICHARDS	4	1	2	3	-1	2	0	0	0	0	12	8.3
TROY BROUWER	4	2	1	3	2	2	0	0	1	0	7	28.6	RUSLAN FEDOTENKO	3	2	0	2	2	0	0	0	0	0	4	50.0
MARCUS JOHANSSON	4	1	2	3	-2	0	0	0	0	0	2	50.0	RYAN MCDONAGH	4	1	1	2	1	2	0	0	0	0	9	11.1
ROMAN HAMRLIK	4	0	3	3	-2	4	0	0	0	0	4	0.0	ARTEM ANISIMOV	4	1	1	2	-2	2	1	0	0	0	10	10.0
MATHIEU PERREAULT	2	1	0	1	1	0	0	0	1	0	2	50.0	DAN GIRARDI	4	0	2	2	1	0	0	0	0	0	6	0.0
BROOKS LAICH	4	0	1	1	0	0	0	0	0	0	6	0.0	MARIAN GABORIK	4	1	0	1	-2	2	0	0	0	0	17	5.9
DMITRI ORLOV	4	0	1	1	-1	0	0	0	0	0	0	0.0	BRANDON PRUST	4	1	0	1	1	0	0	1	1	0	3	33.3
JEFF HALPERN	3	0	1	1	0	0	0	0	0	0	6	0.0	JOHN MITCHELL	4	0	1	1	1	0	0	0	0	0	3	0.0
JASON CHIMERA	4	0	1	1	0	2	0	0	0	0	11	0.0	STU BICKEL	3	0	1	1	0	2	0	0	0	0	2	0.0
KARL ALZNER	4	0	1	1	3	2	0	0	0	0	3	0.0	DEREK STEPAN	4	0	1	1	-2	0	0	0	0	0	8	0.0
KEITH AUCOIN	2	0	1	1	-1	0	0	0	0	0	0	0.0	CARL HAGELIN	4	0	1	1	-4	0	0	0	0	0	8	0.0
DENNIS WIDEMAN	4	0	0	0	-3	4	0	0	0	0	5	0.0	ANTON STRALMAN	3	0	1	1	-3	0	0	0	0	0	2	0.0
MATT HENDRICKS	4	0	0	0	-2	4	0	0	0	0	2	0.0	MARC STAAL	2	0	1	1	-2	2	0	0	0	0	5	0.0
CODY EAKIN	1	0	0	0	-2	2	0	0	0	0	0	0.0	STEVE EMINGER	2	0	0	0	-1	0	0	0	0	0	0	0.0
JOEL WARD	4	0	0	0	-2	0	0	0	0	0	6	0.0	JEFF WOYWITKA	2	0	0	0	-1	0	0	0	0	0	0	0.0
JOHN ERSKINE	2	0	0	0	0	2	0	0	0	0	0	0.0	SEAN AVERY	1	0	0	0	0	0	0	0	0	0	1	0.0
JAY BEAGLE	3	0	0	0	1	2	0	0	0	0	1	0.0	MICHAEL DEL ZOTTO	4	0	0	0	2	2	0	0	0	0	6	0.0
MIKE KNUBLE	2	0	0	0	-1	2	0	0	0	0	2	0.0	MIKE RUPP	3	0	0	0	0	0	0	0	0	0	2	0.0
MIKE GREEN	1	0	0	0	2	0	0	0	0	0	0	0.0	MICHAEL SAUER	1	0	0	0	2	4	0	0	0	0	1	0.0
JEFF SCHULTZ	1	0	0	0	1	0	0	0	0	0	0	0.0													

GOALTENDER	GP	MIN	GA	GAA	SO	W	L	OT	SA	SV%	GOALTENDER	GP	MIN	GA	GAA	SO	W	L	OT	SA	SV%			
TOMAS VOKOUN	1	60	1	1.00	0	1	0	0	32	.969	HENRIK LUNDQVIST	3	179	9	3.00	0	2	1	0	64	.859			
BRADEN HOLTBY	1	60	1	1.00	0	1	0	0	36	.972	MARTIN BIRON	1	59	4	4.01	0	0	1	0	23	.826			
MICHAL NEUVIRTH	2	119	9	4.53	0	0	2	0	61	.852														

POWER PLAY	2 - 11 (18.2%)	PENALTY KILLING	14 - 15 (93.3%)	POWER PLAY	1 - 15 (6.7%)	PENALTY KILLING	9 - 11 (81.8%)
------------	----------------	-----------------	-----------------	------------	---------------	-----------------	----------------



# Ottawa Senators

## CLUB INFORMATION

**Founded** .....1992-93  
**Home Arena** .....Scotiabank Place (19,153)  
**Stanley Cups** .....none  
**Executive V. P., General Manager and Alternate Governor** ..... Bryan Murray  
**Head Coach**..... Paul MacLean  
**Assistant Coaches**..... Dave Cameron, Mark Reeds, Luke Richardson  
**Director of Communications**.....Brian Morris  
 2011-12 Record ..... 41-31-10 (92 points)  
 2011-12 Finish..... 2nd, Northeast Division  
 2011-12 Playoffs..... E. conf. quarterfinals (Def. by NYR, 4-3)

Scotiabank Place  
 1000 Palladium Drive  
 Kanata, Ont. K2V 1A5  
 613.599.0250  
 Fax: 613.599.0358  
 www.ottawasenators.com

## 2012-13 MEETINGS

Jan. 29 at Ottawa  
 April 18 at Ottawa  
 April 25 at Washington



## ALL-TIME SERIES HISTORY

YEAR	TOTALS									HOME					AWAY									
	GP	W	L	T	OT	PTS	GF	GA	GP	W	L	T	OT	PTS	GF	GA	GP	W	L	T	OT	PTS	GF	GA
92-93	4	4	0	0	-	8	21	13	2	2	0	0	-	4	11	5	2	2	0	0	-	4	10	8
93-94	4	3	1	0	-	6	30	13	2	2	0	0	-	4	19	6	2	1	1	0	-	2	11	7
94-95	3	1	0	2	-	4	8	7	2	1	0	1	-	3	3	2	1	0	0	1	-	1	5	5
95-96	4	4	0	0	-	8	19	6	2	2	0	0	-	4	11	1	2	2	0	0	-	4	8	5
96-97	4	0	4	0	-	0	3	17	2	0	2	0	-	0	2	8	2	0	2	0	-	0	1	9
97-98	4	1	3	0	-	2	5	10	2	1	1	0	-	2	4	3	2	0	2	0	-	0	1	7
98-99	4	1	3	0	-	2	13	15	2	0	2	0	-	0	4	8	2	1	1	0	-	2	9	7
99-00	4	3	1	0	0	6	9	9	2	2	0	0	0	4	5	2	2	1	1	0	0	2	4	7
00-01	4	2	1	1	0	5	16	12	2	1	0	1	0	3	7	6	2	1	1	0	0	2	9	6
01-02	4	1	2	1	0	3	9	17	2	0	1	1	0	1	5	11	2	1	1	0	0	2	4	6
02-03	4	1	3	0	0	2	8	18	2	0	2	0	0	0	3	11	2	1	1	0	0	2	5	7
03-04	4	0	3	1	0	1	5	15	2	0	1	1	0	1	2	5	2	0	2	0	0	0	3	10
05-06	4	1	3	-	0	2	5	15	2	0	2	-	0	0	3	8	2	1	1	-	0	2	2	7
06-07	4	2	2	-	0	4	14	13	2	2	0	-	0	4	10	5	2	0	2	-	0	0	4	8
07-08	4	4	0	-	0	8	22	12	2	2	0	-	0	4	10	5	2	2	0	-	0	4	12	7
08-09	4	2	1	-	1	5	15	10	2	2	0	-	0	4	12	5	2	0	1	-	1	1	3	5
09-10	4	1	1	-	2	4	17	17	2	1	0	-	1	3	9	7	2	0	1	-	1	1	8	10
10-11	4	3	1	-	0	6	9	7	2	2	0	-	0	4	6	3	2	1	1	-	0	2	3	4
11-12	4	3	1	-	0	6	12	11	2	2	0	-	0	4	5	3	2	1	1	-	0	2	7	8
<b>Totals</b>	<b>75</b>	<b>37</b>	<b>30</b>	<b>5</b>	<b>3</b>	<b>82</b>	<b>240</b>	<b>237</b>	<b>38</b>	<b>22</b>	<b>11</b>	<b>4</b>	<b>1</b>	<b>49</b>	<b>131</b>	<b>104</b>	<b>37</b>	<b>15</b>	<b>19</b>	<b>1</b>	<b>2</b>	<b>33</b>	<b>109</b>	<b>133</b>

## SERIES INFORMATION

	Overall	at Washington	at Ottawa
All-Time Series (W-L-T-OT)	WSH leads, 37-30-5-3	WSH leads, 22-11-4-1	WSH trails, 15-19-1-2
Current Streak	1 OTT win (2/22/12)	4 WSH wins (10/11/10-12/3/11)	1 OTT win (2/22/12)
Last Washington Win	12/7/11 (5-3)	12/3/11 (3-2 ot)	12/7/11 (5-3)
Last Ottawa Win	2/22/12 (5-2)	3/30/10 (5-4 ot)	2/22/12 (5-2)
Last Tie	2/17/04 (1-1)	2/17/04 (1-1)	2/23/95 (5-5)
Last Overtime Game	12/3/11 (W, 3-2 ot)	12/3/11 (W, 3-2 ot)	11/23/09 (L, 4-3 ot)
Overtime Record	4-3-5	3-1-4	1-2-1
Last 10 Games (W-L-OT)	6-3-1	9-0-1	4-4-2
Longest Unbeaten Streak	8 (4/9/94-4/6/96)	8 (10/16/92-3/29/96)	3 (two times)
Longest Winning Streak	6 (10/16/92-12/17/93)	7 (11/6/06-1/7/10)	3 (12/7/92-12/4/93)
Longest Winless Streak	8 (4/3/03-3/12/06)	8 (11/1/01-3/12/04)	4 (two times)
Longest Losing Streak	6 (11/27/96-12/27/97)	3 (two times)	4 (two times)
Washington Shutouts (Last)	5 (4/1/06)	4 (4/5/02)	1 (4/1/06)
Ottawa Shutouts (Last)	6 (3/25/11)	2 (4/5/02)	4 (3/25/11)
Last Washington Hat Trick	A. Semin (2/11/10)	A. Ovechkin (2/1/09)	A. Semin (2/11/10)
Last Ottawa Hat Trick	M. Fisher (12/29/07)	D. Alfredsson (11/13/01)	M. Fisher (12/29/07)
Most Washington Goals	11 (12/17/93)	11 (12/17/93)	8 (two times)
Most Ottawa Goals	11 (11/13/01)	11 (11/13/01)	7 (3/2/06)

# Ottawa Senators

## 2011-12 WASHINGTON CAPITALS VS. OTTAWA SENATORS

CAPITALS WON SEASON SERIES, 3-1-0 • OTTAWA 1-2-1

OTTAWA	SENATORS	CAPITALS	ATTEND	GOALTENDERS	W. GOAL
DEC 7, 2011	3	5	17,771	TOMAS VOKOUN / CRAIG ANDERSON	TROY BROUWER
FEB 22, 2012	5	2	18,357	CRAIG ANDERSON / TOMAS VOKOUN	MILAN MICHALEK
WASHINGTON	SENATORS	CAPITALS	ATTEND	GOALTENDERS	W. GOAL
OCT 15, 2011	1	2	18,506	TOMAS VOKOUN / ALEX AULD	MARCUS JOHANSSON
DEC 3, 2011	2	3	18,506	MICHAL NEUVIRTH / CRAIG ANDERSON	BROOKS LAICH

CAPITALS	GP	G	A	P	+/-	PIM	PP	SH	GW	EN	S	%	SENATORS	GP	G	A	P	+/-	PIM	PP	SH	GW	EN	S	%
JOHN CARLSON	4	2	3	5	-1	0	1	0	0	1	11	18.2	MILAN MICHALEK	4	4	1	5	-2	2	2	0	1	0	15	26.7
NICKLAS BACKSTROM	3	3	1	4	1	2	2	0	0	0	10	30.0	ERIK KARLSSON	4	2	3	5	1	6	0	0	0	0	14	14.3
TROY BROUWER	4	2	1	3	-2	7	0	0	1	0	6	33.3	NICK FOLIGNO	4	2	3	5	2	6	0	0	0	1	7	28.6
DENNIS WIDEMAN	4	0	3	3	0	2	0	0	0	0	6	0.0	JASON SPEZZA	4	0	2	2	-3	0	0	0	0	0	9	0.0
ALEXANDER SEMIN	3	0	3	3	0	2	0	0	0	0	5	0.0	CHRIS NEIL	4	0	2	2	1	10	0	0	0	0	9	0.0
BROOKS LAICH	4	1	1	2	-3	7	0	0	1	0	14	7.1	DANIEL ALFREDSSON	4	0	2	2	-2	0	0	0	0	0	13	0.0
MARCUS JOHANSSON	4	1	1	2	3	0	0	0	1	0	9	11.1	SERGEI GONCHAR	4	0	2	2	-3	2	0	0	0	0	7	0.0
JEFF HALPERN	4	1	1	2	2	0	0	0	0	0	3	33.3	PETER REGIN	1	1	0	1	1	0	0	0	0	0	1	100.0
ALEX OVECHKIN	3	1	1	2	0	0	0	0	0	0	18	5.6	CHRIS PHILLIPS	4	1	0	1	-1	0	1	0	0	0	4	25.0
JASON CHIMERA	4	0	2	2	-2	4	0	0	0	0	19	0.0	ERIK CONDRA	4	1	0	1	0	0	0	0	0	0	10	10.0
MIKE KNUBLE	4	0	2	2	0	0	0	0	0	0	5	0.0	DAVID RUNDBLAD	3	0	1	1	0	0	0	0	0	0	4	0.0
MATHIEU PERREAULT	3	1	0	1	0	0	0	0	0	0	5	20.0	ZACK SMITH	4	0	1	1	0	5	0	0	0	0	5	0.0
DMITRI ORLOV	3	0	1	1	2	0	0	0	0	0	1	0.0	COLIN GREENING	4	0	1	1	0	0	0	0	0	0	7	0.0
KARL ALZNER	4	0	1	1	1	2	0	0	0	0	3	0.0	MIKA ZIBANEJAD	1	0	0	0	0	0	0	0	0	0	1	0.0
CODY EAKIN	2	0	0	0	0	0	0	0	0	0	1	0.0	ZENON KONOPKA	3	0	0	0	0	0	0	0	0	0	1	0.0
MATT HENDRICKS	3	0	0	0	0	0	0	0	0	0	1	0.0	STEPHANE DA COSTA	1	0	0	0	-1	0	0	0	0	0	0	0.0
JOEL WARD	4	0	0	0	0	4	0	0	0	0	9	0.0	ROBERT BUTLER	3	0	0	0	1	0	0	0	0	0	2	0.0
JOHN ERSKINE	2	0	0	0	1	0	0	0	0	0	2	0.0	JARED COWEN	4	0	0	0	1	0	0	0	0	0	3	0.0
JAY BEAGLE	1	0	0	0	0	0	0	0	0	0	0	0.0	FILIP KUBA	2	0	0	0	1	2	0	0	0	0	3	0.0
ROMAN HAMRLIK	1	0	0	0	0	0	0	0	0	0	0	0.0	JESSE WINCHESTER	2	0	0	0	0	5	0	0	0	0	4	0.0
MIKE GREEN	2	0	0	0	0	2	0	0	0	0	10	0.0	KYLE TURRIS	1	0	0	0	0	2	0	0	0	0	4	0.0
JEFF SCHULTZ	4	0	0	0	-1	0	0	0	0	0	1	0.0	JIM O'BRIEN	1	0	0	0	2	0	0	0	0	0	2	0.0
D.J. KING	1	0	0	0	0	0	0	0	0	0	1	0.0	KASPARS DAUGAVINS	3	0	0	0	0	2	0	0	0	0	2	0.0
KEITH AUCCOIN	1	0	0	0	0	0	0	0	0	0	0	0.0	BRIAN LEE	3	0	0	0	-1	0	0	0	0	0	1	0.0

GOALTENDER	GP	MIN	GA	GAA	SO	W	L	OT	SA	SV%	GOALTENDER	GP	MIN	GA	GAA	SO	W	L	OT	SA	SV%
TOMAS VOKOUN	3	151	8	3.17	0	2	1	0	79	.899	CRAIG ANDERSON	3	179	9	3.01	0	1	1	1	113	.920
MICHAL NEUVIRTH	2	86	2	1.38	1	1	0	0	48	.958	ALEX AULD	1	59	2	2.03	0	0	1	0	26	.923

POWER PLAY	3 - 16 (18.8%)	PENALTY KILLING	8 - 11 (72.7%)	POWER PLAY	3 - 11 (27.3%)	PENALTY KILLING	13 - 16 (81.2%)
------------	----------------	-----------------	----------------	------------	----------------	-----------------	-----------------





# Philadelphia Flyers

## CLUB INFORMATION

**Founded** .....1967-68  
**Home Arena** ..... Wells Fargo Center (19,537)  
**Stanley Cups** ..... 2 (most recent: 1975)  
**General Manager** ..... Paul Holmgren  
**Head Coach** ..... Peter Laviolette  
**Assistant Coaches** ..... Kevin McCarthy, Joe Mullen, Craig Berube  
**Senior Director of Communications** ..... Zack Hill  
 2011-12 Record ..... 47-26-9 (103 points)  
 2011-12 Finish ..... 3rd, Atlantic Division  
 2011-12 Playoffs ..... E. Conf. semifinals (def. by NJD, 4-1)

Wells Fargo Center  
 3601 South Broad Street  
 Philadelphia, PA 19148  
 215.465.4500  
 Fax: 215.218.7837  
 www.philadelphiaflyers.com



## 2012-13 MEETINGS

Feb. 1 at Washington  
 Feb. 27 at Philadelphia  
 March 31 at Philadelphia

## ALL-TIME SERIES HISTORY

YEAR	TOTALS									HOME									AWAY								
	GP	W	L	T	OT	PTS	GF	GA		GP	W	L	T	OT	PTS	GF	GA		GP	W	L	T	OT	PTS	GF	GA	
74-75	4	0	4	0	-	0	5	21		2	0	2	0	-	0	3	11		2	0	2	0	-	0	2	10	
75-76	4	0	3	1	-	1	16	28		2	0	1	1	-	1	10	12		2	0	2	0	-	0	6	16	
76-77	4	0	2	2	-	2	13	23		2	0	0	2	-	2	9	9		2	0	2	0	-	0	4	14	
77-78	4	0	4	0	-	0	4	17		2	0	2	0	-	0	2	9		2	0	2	0	-	0	2	8	
78-79	4	0	3	1	-	1	12	21		2	0	1	1	-	1	6	9		2	0	2	0	-	0	6	12	
79-80	4	0	2	2	-	2	13	18		2	0	0	2	-	2	7	7		2	0	2	0	-	0	6	11	
80-81	4	2	2	0	-	4	14	15		2	0	2	0	-	0	3	13		2	2	0	0	-	4	11	2	
81-82	8	4	3	1	-	9	34	33		4	2	1	1	-	5	24	16		4	2	2	0	-	4	10	17	
82-83	7	4	3	0	-	8	23	22		4	2	2	0	-	4	13	13		3	2	1	0	-	4	10	9	
83-84	7	4	3	0	-	8	30	24		3	2	1	0	-	4	14	9		4	2	2	0	-	4	16	15	
84-85	7	1	5	1	-	3	26	31		4	1	3	0	-	2	14	13		3	0	2	1	-	1	12	18	
85-86	7	2	5	0	-	4	17	25		3	2	1	0	-	4	13	11		4	0	4	0	-	0	4	14	
86-87	7	1	5	1	-	3	13	28		4	1	3	0	-	2	7	16		3	0	2	1	-	1	6	12	
87-88	7	4	2	1	-	9	19	15		3	2	1	0	-	4	8	6		4	2	1	1	-	5	11	9	
88-89	7	4	3	0	-	8	21	19		4	3	1	0	-	6	15	10		3	1	2	0	-	2	6	9	
89-90	7	5	1	1	-	11	26	17		3	2	1	0	-	4	14	8		4	3	0	1	-	7	12	9	
90-91	7	5	1	1	-	11	28	14		4	3	0	1	-	7	18	6		3	2	1	0	-	4	10	8	
91-92	7	3	4	0	-	6	30	27		3	2	1	0	-	4	18	14		4	1	3	0	-	2	12	13	
92-93	7	1	5	1	-	3	21	32		3	0	2	1	-	1	7	12		4	1	3	0	-	2	14	20	
93-94	6	4	1	1	-	9	20	14		2	0	1	1	-	1	3	7		4	4	0	0	-	8	17	7	
94-95	4	0	3	1	-	1	8	14		2	0	1	1	-	1	3	5		2	0	2	0	-	0	5	9	
95-96	5	2	2	1	-	5	12	11		3	2	0	1	-	5	8	4		2	0	2	0	-	0	4	7	
96-97	6	2	3	1	-	5	16	19		3	1	2	0	-	2	8	9		3	1	1	1	-	3	8	10	
97-98	5	2	2	1	-	5	14	12		2	1	0	1	-	3	6	3		3	1	2	0	-	2	8	9	
98-99	4	0	4	0	-	0	3	11		2	0	2	0	-	0	1	5		2	0	2	0	-	0	2	6	
99-00	4	2	2	0	0	4	10	11		2	2	0	0	0	4	7	4		2	0	2	0	0	0	3	7	
00-01	4	2	1	1	0	5	14	11		2	2	0	0	0	4	10	5		2	0	1	1	0	1	4	6	
01-02	4	0	4	0	0	0	4	18		2	0	2	0	0	0	1	7		2	0	2	0	0	0	3	11	
02-03	4	2	2	0	0	4	8	7		2	2	0	0	0	4	6	2		2	0	2	0	0	0	2	5	
03-04	4	1	3	0	0	2	6	14		2	1	1	0	0	2	3	5		2	0	2	0	0	0	3	9	
05-06	4	1	3	-	0	2	10	19		2	1	1	-	0	2	5	6		2	0	2	-	0	0	5	13	
06-07	4	4	0	-	0	8	20	9		2	2	0	-	0	4	10	3		2	2	0	-	0	4	10	6	
07-08	4	2	2	-	0	4	14	15		2	0	2	-	0	0	6	9		2	2	0	-	0	4	8	6	
08-09	4	2	2	-	0	4	7	13		2	1	1	-	0	2	4	5		2	1	1	-	0	2	3	8	
09-10	4	3	0	-	1	7	22	13		2	2	0	-	0	4	9	5		2	1	0	-	1	3	13	8	
10-11	4	2	0	-	2	6	14	14		2	1	0	-	1	3	7	7		2	1	0	-	1	3	7	7	
11-12	4	1	2	-	1	3	7	10		2	0	2	-	0	0	1	6		2	1	0	-	1	3	6	4	
<b>Totals</b>	<b>191</b>	<b>72</b>	<b>96</b>	<b>19</b>	<b>4</b>	<b>167</b>	<b>578</b>	<b>665</b>		<b>94</b>	<b>40</b>	<b>40</b>	<b>13</b>	<b>1</b>	<b>94</b>	<b>303</b>	<b>301</b>		<b>97</b>	<b>32</b>	<b>56</b>	<b>6</b>	<b>3</b>	<b>73</b>	<b>271</b>	<b>364</b>	

## SERIES INFORMATION

	Overall	at Washington	at Philadelphia
All-Time Series (W-L-T-OT)	WSH trails, 72-96-19-4	Series tied, 40-40-13-1	WSH trails, 32-56-6-3
Current Streak	3 PHI wins (12/13/11-3/22/12)	3 PHI wins (11/20/10-3/4/12)	1 PHI win (3/22/12)
Last Washington Win	10/20/11 (5-2)	11/7/10 (3-2 ot)	10/20/11 (5-2)
Last Philadelphia Win	3/22/12 (2-1 so)	3/4/12 (1-0)	3/22/12 (2-1 so)
Last Tie	10/29/00 (1-1)	10/31/97 (2-2)	10/29/00 (1-1)
Last Overtime Game	3/22/12 (L, 2-1 so)	11/20/10 (L, 5-4 so)	3/22/12 (L, 2-1 so)
Overtime Record	10-4-19	7-1-13	3-3-6
Last 10 Games (W-L-OT)	5-2-3	4-5-1	6-1-3
Longest Unbeaten Streak	8 (12/5/89-1/4/91)	7 (1/28/90-2/22/92)	5 (12/5/89-10/23/90)
Longest Winning Streak	5 (two times)	4 (two times)	4 (11/4/06-2/6/08)
Longest Winless Streak	25 (11/9/74-12/20/80)	15 (12/26/74-10/14/81)	16 (3/5/98-2/10/06)
Longest Losing Streak	6 (three times)	3 (four times)	12 (11/9/74-4/3/80)
Washington Shutouts (Last)	8 (1/30/00)	5 (1/30/00)	3 (3/28/91)
Philadelphia Shutouts (Last)	11 (3/4/12)	6 (3/4/12)	5 (11/15/01)
Last Washington Hat Trick	S. Konowalchuk (11/18/00)	P. Bondra (10/12/99)	S. Konowalchuk (11/18/00)
Last Philadelphia Hat Trick	M. Richards (10/6/09)	M. Recchi (10/20/01)	M. Richards (10/6/09)
Most Washington Goals	10 (11/21/81)	10 (11/21/81)	8 (12/5/09)
Most Philadelphia Goals	11 (4/1/76)	8 (1/4/81)	11 (4/1/76)



# Philadelphia Flyers

## 2011-12 WASHINGTON CAPITALS VS. PHILADELPHIA FLYERS

CAPITALS LOST SEASON SERIES, 1-2-1 • PHILADELPHIA 3-1-0

PHILADELPHIA														WASHINGTON																											
FLYERS							CAPITALS							ATTEND							GOALTENDERS							W. GOAL													
OCT 20, 2011							2							5							19,658							TOMAS VOKOUN / ILYA BRYZGALOV							ROMAN HAMRLIK						
MAR 22, 2012							2							1							19,948							ILYA BRYZGALOV / BRADEN HOLTBY							WAYNE SIMMONDS						
WASHINGTON														PHILADELPHIA																											
FLYERS							CAPITALS							ATTEND							GOALTENDERS							W. GOAL													
DEC 13, 2011							5							1							18,506							ILYA BRYZGALOV / TOMAS VOKOUN							MARC-ANDRE BOURDON						
MAR 4, 2012							1							0							18,506							ILYA BRYZGALOV / MICHAL NEUVIRTH							ERIC WELLWOOD						

CAPITALS														FLYERS													
GP	G	A	P	+/-	PIM	PP	SH	GW	EN	S	%	GP	G	A	P	+/-	PIM	PP	SH	GW	EN	S	%				
ALEX OVECHKIN	4	3	0	3	-1	2	1	0	0	0	19	15.8	MATT CARLE	4	0	3	3	5	0	0	0	0	5	0.0			
JOEL WARD	4	1	1	2	3	0	0	0	0	0	6	16.7	CLAUDE GIROUX	3	2	0	2	0	2	0	0	0	0	8	25.0		
MATHIEU PERREAULT	4	1	1	2	0	0	0	0	0	0	4	25.0	MAXIME TALBOT	4	1	1	2	2	0	0	0	0	0	7	14.3		
DENNIS WIDEMAN	4	0	2	2	-3	0	0	0	0	0	12	0.0	WAYNE SIMMONDS	4	1	1	2	1	0	0	0	0	0	7	14.3		
NICKLAS BACKSTROM	2	0	2	2	0	0	0	0	0	0	5	0.0	JAROMIR JAGR	4	0	2	2	2	0	0	0	0	0	10	0.0		
JEFF HALPERN	4	1	0	1	2	2	0	0	0	0	5	20.0	JAMES VAN RIEMSDYK	2	0	2	2	1	2	0	0	0	0	9	0.0		
ROMAN HAMRLIK	3	1	0	1	1	2	0	0	1	0	1	100.0	JAKUB VORACEK	4	1	0	1	0	0	0	0	0	0	10	10.0		
JEFF SCHULTZ	3	0	1	1	1	0	0	0	0	0	0	0.0	SEAN COUTURIER	4	1	0	1	1	2	0	0	0	0	6	16.7		
MATT HENDRICKS	3	0	1	1	2	0	0	0	0	0	8	0.0	SCOTT HARTNELL	4	1	0	1	-1	7	0	0	0	0	9	11.1		
TROY BROUWER	4	0	1	1	1	7	0	0	0	0	3	0.0	ERIC WELLWOOD	2	1	0	1	1	0	0	0	1	0	2	50.0		
MIKE GREEN	3	0	0	0	2	0	0	0	0	0	8	0.0	MARC-ANDRE BOURDON	1	1	0	1	3	2	0	0	1	0	2	50.0		
ALEXANDER SEMIN	3	0	0	0	-5	2	0	0	0	0	7	0.0	ANDREAS NODL	1	0	1	1	1	0	0	0	0	0	0	0.0		
BROOKS LAICH	4	0	0	0	-1	0	0	0	0	0	7	0.0	ANDREJ MESZAROS	2	0	1	1	1	0	0	0	0	0	4	0.0		
KEITH AUCOIN	1	0	0	0	-1	0	0	0	0	0	2	0.0	BRAYDON COBURN	4	0	1	1	-2	4	0	0	0	0	7	0.0		
JAY BEAGLE	2	0	0	0	-1	0	0	0	0	0	3	0.0	ANDREAS LILJA	3	0	1	1	0	2	0	0	0	0	2	0.0		
CODY EAKIN	1	0	0	0	-2	0	0	0	0	0	2	0.0	PAVEL KUBINA	2	0	1	1	2	0	0	0	0	0	2	0.0		
DMITRI ORLOV	2	0	0	0	-3	0	0	0	0	0	4	0.0	DANNY BRIERE	4	0	1	1	1	4	0	0	0	0	10	0.0		
JASON CHIMERA	4	0	0	0	0	2	0	0	0	0	7	0.0	ZAC RINALDO	3	0	1	1	1	0	0	0	0	0	2	0.0		
JOHN ERSKINE	1	0	0	0	0	0	0	0	0	0	0	0.0	JODY SHELLEY	1	0	1	1	0	0	0	0	0	0	1	0.0		
MARCUS JOHANSSON	4	0	0	0	-4	0	0	0	0	0	5	0.0	NICKLAS GROSSMAN	2	0	0	0	-1	0	0	0	0	0	2	0.0		
MIKE KNUBLE	4	0	0	0	-1	2	0	0	0	0	11	0.0	MATT READ	4	0	0	0	1	0	0	0	0	0	8	0.0		
JOHN CARLSON	4	0	0	0	-2	0	0	0	0	0	2	0.0	HARRISON ZOLNIERCZYK	1	0	0	0	0	0	0	0	0	0	2	0.0		
KARL ALZNER	4	0	0	0	-2	0	0	0	0	0	4	0.0	ERIK GUSTAFSSON	1	0	0	0	0	0	0	0	0	0	1	0.0		
													BRAYDEN SCHENN	3	0	0	0	-3	0	0	0	0	0	3	0.0		
													KIMMO TIMONEN	3	0	0	0	-1	2	0	0	0	0	3	0.0		
													CHRIS PRONGER	1	0	0	0	0	2	0	0	0	0	3	0.0		
													KEVIN MARSHALL	1	0	0	0	-1	0	0	0	0	0	1	0.0		

GOALTENDER												GOALTENDER											
GP	MIN	GA	GAA	SO	W	L	OT	SA	SV%	GP	MIN	GA	GAA	SO	W	L	OT	SA	SV%				
TOMAS VOKOUN	2	99	6	3.60	0	1	1	0	63	.905	ILYA BRYZGALOV	4	244	7	1.72	1	3	1	0	125	.944		
BRADEN HOLTBY	1	65	1	.92	0	0	0	1	28	.964													
MICHAL NEUVIRTH	2	79	2	1.52	0	0	1	0	35	.943													

POWER PLAY	1 - 11 (9.1%)	PENALTY KILLING	5 - 5 (100%)	POWER PLAY	0 - 5 (0%)	PENALTY KILLING	10 - 11 (90.9%)
------------	---------------	-----------------	--------------	------------	------------	-----------------	-----------------



# Phoenix Coyotes

## CLUB INFORMATION

**Founded** ..... 1972-73 (WHA), 1979-80 (Winnipeg), 1996-97 (Phoenix)  
**Home Arena** ..... Jobing.com Arena (17,135)  
**Stanley Cups** ..... none  
**President and Chief Operating Officer** ..... Mike Nealy  
**Executive Vice President and General Manager** ..... Don Maloney  
**Head Coach** ..... Dave Tippett  
**Associate Coach** ..... Jim Playfair  
**Assistant Coach** ..... John Anderson  
**Senior Director of Communications** ..... Rich Nairn  
 2011-12 Record ..... 42-27-13 (97 points)  
 2011-12 Finish ..... 1st, Pacific Division  
 2011-12 Playoffs ..... W. Conf. quarterfinals (def. by LAK, 4-1)

Jobing.com Arena  
 9400 W. Maryland Ave.  
 Glendale, AZ 85305  
 623.772.3200  
 Fax: 623.872.2000  
 www.phoenixcoyotes.com



## ALL-TIME SERIES HISTORY

YEAR	TOTALS									HOME						AWAY											
	GP	W	L	T	OT	PTS	GF	GA		GP	W	L	T	OT	PTS	GF	GA		GP	W	L	T	OT	PTS	GF	GA	
79-80	4	3	0	1	-	7	18	11		2	2	0	0	-	4	11	7		2	1	0	1	-	3	7	4	
80-81	4	3	0	1	-	7	17	11		2	2	0	0	-	4	8	4		2	1	0	1	-	3	9	7	
81-82	3	2	1	0	-	4	13	9		1	1	0	0	-	2	7	3		2	1	1	0	-	2	6	6	
82-83	3	1	0	2	-	4	12	7		2	1	0	1	-	3	9	4		1	0	0	1	-	1	3	3	
83-84	3	2	1	0	-	4	18	10		1	1	0	0	-	2	8	3		2	1	1	0	-	2	10	7	
84-85	3	1	2	0	-	2	14	14		2	1	1	0	-	2	11	9		1	0	1	0	-	0	3	5	
85-86	3	1	1	1	-	3	16	17		1	1	0	0	-	2	5	3		2	0	1	1	-	1	11	14	
86-87	3	1	1	1	-	3	11	10		2	1	1	0	-	2	8	7		1	0	0	1	-	1	3	3	
87-88	3	1	2	0	-	2	10	6		1	0	1	0	-	0	2	3		2	1	1	0	-	2	8	3	
88-89	3	2	1	0	-	4	14	9		2	2	0	0	-	4	12	6		1	0	1	0	-	0	2	3	
89-90	3	0	3	0	-	0	8	16		1	0	1	0	-	0	3	4		2	0	2	0	-	0	5	12	
90-91	3	2	1	0	-	4	7	6		2	1	1	0	-	2	5	5		1	1	0	0	-	2	2	1	
91-92	3	0	2	1	-	1	11	13		1	0	0	1	-	1	3	3		2	0	2	0	-	0	8	10	
92-93	2	1	1	0	-	2	10	12		1	1	0	0	-	2	8	6		1	0	1	0	-	0	2	6	
93-94	2	1	1	0	-	2	8	9		1	1	0	0	-	2	4	3		1	0	1	0	-	0	4	6	
94-95	Teams did not meet in 1994-95																										
95-96	2	1	0	1	-	3	7	2		1	0	0	1	-	1	1	1		1	1	0	0	-	2	6	1	
96-97	2	1	1	0	-	2	6	4		1	1	0	0	-	2	3	0		1	0	1	0	-	0	3	4	
97-98	2	1	0	1	-	3	5	4		1	1	0	0	-	2	2	1		1	0	0	1	-	1	3	3	
98-99	2	0	2	0	-	0	3	6		1	0	1	0	-	0	1	2		1	0	1	0	-	0	2	4	
99-00	2	1	0	1	0	3	5	4		1	1	0	0	0	2	3	2		1	0	0	1	0	1	2	2	
00-01	1	0	0	1	0	1	2	2		1	0	0	1	0	1	2	2		0	0	0	0	0	0	0	0	
01-02	2	0	1	1	0	1	4	7		1	0	0	1	0	1	2	2		1	0	1	0	0	0	2	5	
02-03	2	1	0	0	1	3	5	5		1	0	0	0	1	1	1	2		1	1	0	0	0	2	4	3	
03-04	1	0	1	0	0	0	0	3		1	0	1	0	0	0	0	3		0	0	0	0	0	0	0	0	
05-06	1	1	0	-	0	2	6	1		0	0	0	-	0	0	0	0		1	1	0	-	0	2	6	1	
06-07	1	0	1	-	0	0	2	3		1	0	1	-	0	0	2	3		0	0	0	-	0	0	0	0	
07-08	Teams did not meet in 2007-08																										
08-09	1	0	1	-	0	0	1	2		0	0	0	-	0	0	0	0		1	0	1	-	0	0	1	2	
09-10	1	1	0	-	0	2	4	2		1	1	0	-	0	2	4	2		0	0	0	-	0	0	0	0	
10-11	1	0	1	-	0	0	2	3		0	0	0	-	0	0	0	0		1	0	1	-	0	0	2	3	
11-12	1	1	0	-	0	2	4	3		1	1	0	-	0	2	4	3		0	0	0	-	0	0	0	0	
<b>Totals</b>	<b>67</b>	<b>29</b>	<b>25</b>	<b>12</b>	<b>1</b>	<b>71</b>	<b>243</b>	<b>211</b>		<b>34</b>	<b>20</b>	<b>8</b>	<b>5</b>	<b>1</b>	<b>46</b>	<b>129</b>	<b>93</b>		<b>33</b>	<b>9</b>	<b>17</b>	<b>7</b>	<b>0</b>	<b>25</b>	<b>114</b>	<b>118</b>	

## SERIES INFORMATION

	Overall	at Washington	at Phoenix
All-Time Series (W-L-T-OT)	WSH leads, 29-25-12-1	WSH leads, 20-8-5-1	WSH trails, 9-17-7-0
Current Streak	1 WSH win (11/21/11)	1 WSH win (11/21/11)	2 PHX wins (10/23/08-2/14/11)
Last Washington Win	11/21/11 (4-3)	11/21/11 (4-3)	1/16/06 (6-1)
Last Phoenix Win	2/14/11 (3-2)	1/1/07 (3-2)	2/14/11 (3-2)
Last Tie	11/2/01 (2-2)	11/2/01 (2-2)	10/23/99 (2-2)
Last Overtime Game	1/1/03 (L, 2-1)	1/1/03 (L, 2-1)	10/23/99 (T, 2-2)
Overtime Record	1-1-12	1-1-5	0-0-7
Last 10 Games (W-L-T-OT)	4-4-1-1	4-3-2-1	3-5-2-0
Longest Unbeaten Streak	9 (11/2/79-12/4/81)	8 (11/7/79-1/17/84)	4 (11/2/79-12/31/80)
Longest Winning Streak	4 (11/7/79-10/10/80)	5 (11/7/79-12/4/81)	2 (12/13/02-1/16/06)
Longest Winless Streak	4 (10/27/91-10/26/92)	5 (11/14/00-1/1/07)	6 (2/19/84-10/30/87)
Longest Losing Streak	3 (10/25/89-1/23/90)	3 (1/1/03-1/1/07)	4 (10/27/91-10/6/93)
Washington Shutouts (Last)	2 (1/3/97)	1 (1/3/97)	1 (2/19/88)
Phoenix Shutouts (Last)	2 (1/7/04)	1 (1/7/04)	1 (1/20/82)
Last Washington Hat Trick	S. Konowalchuk (12/10/95)	D. Maruk (12/4/81)	S. Konowalchuk (12/10/95)
Last Phoenix Hat Trick	D. Langkow (10/13/01)	T. Selanne (12/11/92)	D. Langkow (10/13/01)
Most Washington Goals	8 (two times)	8 (two times)	7 (two times)
Most Phoenix Goals	7 (three times)	7 (12/7/84)	7 (two times)



# Phoenix Coyotes

## 2011-12 WASHINGTON CAPITALS VS. PHOENIX COYOTES

CAPITALS WON SEASON SERIES, 1-0-0 • PHOENIX 0-1-0

WASHINGTON NOV 21, 2011 COYOTES 3 CAPITALS 4 ATTEND 18,506 GOALTENDERS TOMAS VOKOUN / JASON LABARBERA W. GOAL BROOKS LAICH

CAPITALS													COYOTES												
GP	G	A	P	+/-	PIM	PP	SH	GW	EN	S	%	GP	G	A	P	+/-	PIM	PP	SH	GW	EN	S	%		
NICKLAS BACKSTROM	1	1	1	2	0	2	0	0	0	0	4	25.0	LAURI KORPIKOSKI	1	2	0	2	0	2	0	1	0	0	4	50.0
JOHN CARLSON	1	1	0	1	1	0	0	0	0	0	2	50.0	RADIM VRBATA	1	1	0	1	0	0	0	1	0	0	4	25.0
BROOKS LAICH	1	1	0	1	-1	0	1	0	1	0	4	25.0	BOYD GORDON	1	0	1	1	1	0	0	0	0	0	1	0.0
CODY EAKIN	1	1	0	1	2	0	0	0	0	0	4	25.0	RAY WHITNEY	1	0	1	1	1	0	0	0	0	0	1	0.0
JEFF SCHULTZ	1	0	1	1	1	0	0	0	0	0	0	0.0	DAVID SCHLEMKO	1	0	0	0	0	2	0	0	0	0	0	0.0
ALEX OVECHKIN	1	0	1	1	1	0	0	0	0	0	1	0.0	CAL O'REILLY	1	0	0	0	-2	2	0	0	0	0	0	0.0
JOEL WARD	1	0	1	1	2	0	0	0	0	0	3	0.0	KEITH YANDLE	1	0	0	0	-1	0	0	0	0	0	1	0.0
MARCUS JOHANSSON	1	0	0	0	1	0	0	0	0	0	0	0.0	MARTIN HANZAL	1	0	0	0	0	0	0	0	0	0	1	0.0
KARL ALZNER	1	0	0	0	-1	0	0	0	0	0	0	0.0	KYLE CHIPCHURA	1	0	0	0	0	5	0	0	0	0	0	0.0
MATHIEU PERREAULT	1	0	0	0	0	0	0	0	0	0	0	0.0	PAUL BISSONNETTE	1	0	0	0	0	0	0	0	0	0	0	0.0
TROY BROUWER	1	0	0	0	0	0	0	0	0	0	1	0.0	RAFFI TORRES	1	0	0	0	-1	0	0	0	0	0	0	0.0
DENNIS WIDEMAN	1	0	0	0	1	0	0	0	0	0	3	0.0	ROSTISLAV KLESLA	1	0	0	0	1	0	0	0	0	0	1	0.0
MATT HENDRICKS	1	0	0	0	0	5	0	0	0	0	2	0.0	TAYLOR PYATT	1	0	0	0	0	0	0	0	0	0	2	0.0
JEFF HALPERN	1	0	0	0	-1	0	0	0	0	0	2	0.0	DEREK MORRIS	1	0	0	0	-1	2	0	0	0	0	1	0.0
JASON CHIMERA	1	0	0	0	-1	2	0	0	0	0	1	0.0	SHANE DOAN	1	0	0	0	0	2	0	0	0	0	2	0.0
ROMAN HAMRLIK	1	0	0	0	1	0	0	0	0	0	1	0.0	ADRIAN AUCOIN	1	0	0	0	-1	0	0	0	0	0	4	0.0
MIKE KNUBLE	1	0	0	0	-1	0	0	0	0	0	3	0.0	OLIVER EKMAN-LARSSON	1	0	0	0	-1	0	0	0	0	0	1	0.0
DMITRI ORLOV	1	0	0	0	0	0	0	0	0	0	0	0.0	MIKKEL BOEDKER	1	0	0	0	-1	0	0	0	0	0	0	0.0
GOALTENDER													GOALTENDER												
GP	MIN	GA	GAA	SO	W	L	OT	SA	SV%	GP	MIN	GA	GAA	SO	W	L	OT	SA	SV%						
TOMAS VOKOUN	1	59	3	3.00	0	1	0	0	23	.870	JASON LABARBERA	1	58	4	4.08	0	0	1	0	31	.871				
POWER PLAY	1 - 5 (20%)			PENALTY KILLING			2 - 2 (100%)			POWER PLAY	0 - 2 (0%)			PENALTY KILLING			4 - 5 (80%)								



# Pittsburgh Penguins

## CLUB INFORMATION

**Founded** .....1967-68  
**Home Arena** .....CONSOL Energy Center (18,387)  
**Stanley Cups** ..... 3 (most recent, 2009)  
**Executive Vice President & General Manager**.....Ray Shero  
**Head Coach**..... Dan Bylsma  
**Assistant Coaches**..... Tony Granato, Todd Reirden  
**Director of Communications**.....Jennifer Bullano  
 2011-12 Record ..... 51-25-6 (108 points)  
 2011-12 Finish..... 2nd, Atlantic Division  
 2011-12 Playoffs..... E. Conf. quarterfinals (def. by PHI, 4-2)

CONSOL Energy Center  
 1001 Fifth Avenue  
 Pittsburgh, PA 15219  
 412.642.1300  
 Fax: 412.255.1980  
 www.pittsburghpenguins.com



## 2012-13 MEETINGS

Feb. 3 at Washington  
 Feb. 7 at Pittsburgh  
 March 19 at Pittsburgh

## ALL-TIME SERIES HISTORY

YEAR	TOTALS						HOME						AWAY											
	GP	W	L	T	OT	PTS	GF	GA	GP	W	L	T	OT	PTS	GF	GA	GP	W	L	T	OT	PTS	GF	GA
74-75	6	1	5	0	-	2	13	36	3	1	2	0	-	2	10	13	3	0	3	0	-	0	3	23
75-76	6	1	4	1	-	3	23	36	3	0	2	1	-	1	11	17	3	1	2	0	-	2	12	19
76-77	6	4	1	1	-	9	22	16	3	2	0	1	-	5	12	8	3	2	1	0	-	4	10	8
77-78	6	4	1	1	-	9	20	15	3	2	1	0	-	4	7	7	3	2	0	1	-	5	13	8
78-79	8	3	4	1	-	7	28	32	4	2	2	0	-	4	17	18	4	1	2	1	-	3	11	14
79-80	4	1	3	0	-	2	10	16	2	1	1	0	-	2	9	7	2	0	2	0	-	0	1	9
80-81	4	1	2	1	-	3	14	18	2	0	2	0	-	0	7	13	2	1	0	1	-	3	7	5
81-82	8	2	5	1	-	5	33	40	4	1	3	0	-	2	17	19	4	1	2	1	-	3	16	21
82-83	7	5	1	1	-	11	36	23	4	3	0	1	-	7	22	13	3	2	1	0	-	4	14	10
83-84	7	6	1	0	-	12	28	12	3	2	1	0	-	4	15	5	4	4	0	0	-	8	13	7
84-85	7	6	0	1	-	13	44	20	4	4	0	0	-	8	29	9	3	2	0	1	-	5	15	11
85-86	7	6	1	0	-	12	27	22	3	3	0	0	-	6	14	9	4	3	1	0	-	6	13	13
86-87	7	3	4	0	-	6	26	30	4	3	1	0	-	6	15	13	3	0	3	0	-	0	11	17
87-88	7	1	5	1	-	3	23	32	3	1	2	0	-	2	13	14	4	0	3	1	-	1	10	18
88-89	7	3	4	0	-	6	35	31	4	2	2	0	-	4	19	13	3	1	2	0	-	2	16	18
89-90	7	2	5	0	-	4	28	34	3	1	2	0	-	2	14	16	4	1	3	0	-	2	14	18
90-91	7	2	4	1	-	5	26	29	4	1	2	1	-	3	19	22	3	1	2	0	-	2	7	7
91-92	7	5	2	0	-	10	35	21	4	3	1	0	-	6	19	15	3	2	1	0	-	4	16	6
92-93	7	1	5	1	-	3	22	32	4	1	2	1	-	3	11	14	3	0	3	0	-	0	11	18
93-94	4	2	1	1	-	5	18	14	2	1	0	1	-	3	11	7	2	1	1	0	-	2	7	7
94-95	4	2	2	0	-	4	11	10	2	1	1	0	-	2	8	6	2	1	1	0	-	2	3	4
95-96	4	1	3	0	-	2	8	12	2	1	1	0	-	2	6	5	2	0	2	0	-	0	2	7
96-97	4	1	3	0	-	2	11	14	2	1	1	0	-	2	7	7	2	0	2	0	-	0	4	7
97-98	4	1	1	2	-	4	9	9	2	0	1	1	-	1	3	6	2	1	0	1	-	3	6	3
98-99	4	2	2	0	-	4	12	17	2	2	0	0	-	4	9	7	2	0	2	0	-	0	3	10
99-00	4	1	2	0	1	3	8	12	2	1	0	0	1	3	6	6	2	0	2	0	0	0	2	6
00-01	4	2	2	0	0	4	13	14	2	1	1	0	0	2	7	8	2	1	1	0	0	2	6	6
01-02	4	0	2	2	0	2	11	16	2	0	0	2	0	2	6	6	2	0	2	0	0	0	5	10
02-03	4	3	1	0	0	6	13	8	2	2	0	0	0	4	7	4	2	1	1	0	0	2	6	4
03-04	4	2	2	0	0	4	12	13	2	2	0	0	0	4	8	5	2	0	2	0	0	0	4	8
05-06	4	1	3	-	0	2	14	22	2	1	1	-	0	2	9	9	2	0	2	-	0	0	5	13
06-07	4	0	3	-	1	1	9	14	2	0	1	-	1	1	7	9	2	0	2	-	0	0	2	5
07-08	4	1	2	-	1	3	12	15	2	0	2	-	0	0	3	6	2	1	0	-	1	3	9	9
08-09	4	3	0	-	1	7	18	12	2	1	0	-	1	3	8	6	2	2	0	-	0	4	10	6
09-10	4	4	0	-	0	8	21	13	2	2	0	-	0	4	9	7	2	2	0	-	0	4	12	6
10-11	4	3	0	-	1	7	9	4	2	1	0	-	1	3	5	3	2	2	0	-	0	4	4	1
11-12	4	2	1	-	1	5	8	9	2	1	1	-	0	2	2	2	2	1	0	-	1	3	6	6
<b>Totals</b>	<b>197</b>	<b>88</b>	<b>87</b>	<b>16</b>	<b>6</b>	<b>198</b>	<b>710</b>	<b>723</b>	<b>100</b>	<b>51</b>	<b>34</b>	<b>9</b>	<b>4</b>	<b>115</b>	<b>401</b>	<b>354</b>	<b>97</b>	<b>37</b>	<b>51</b>	<b>7</b>	<b>2</b>	<b>83</b>	<b>309</b>	<b>368</b>

## SERIES INFORMATION

	Overall	at Washington	at Pittsburgh
All-Time Series (W-L-T-OT)	WSH leads, 88-87-16-6	WSH leads, 51-34-9-4	WSH trails, 37-51-7-2
Current Streak	1 PIT win (1/22/12)	1 WSH win (1/11/12)	1 PIT win (1/22/12)
Last Washington Win	1/11/12 (1-0)	1/11/12 (1-0)	10/13/11 (3-2 ot)
Last Pittsburgh Win	1/22/12 (4-3 ot)	12/1/11 (2-1)	1/22/12 (4-3 ot)
Last Tie	12/22/01 (4-4)	12/22/01 (4-4)	2/4/98 (2-2)
Last Overtime Game	1/22/12 (L, 4-3)	12/23/10 (L, 3-2)	1/22/12 (L, 4-3)
Overtime Record	7-6-16	4-4-9	3-2-7
Last 10 Games (W-L-OT)	7-1-2	5-3-2	5-4-1
Longest Unbeaten Streak	15 (10/25/83-11/20/85)	9 (3/1/84-4/1/86)	11 (12/18/82-11/20/85)
Longest Winning Streak	9 (12/2/84-11/20/85)	9 (3/1/84-4/1/86)	6 (12/18/82-3/5/84)
Longest Winless Streak	8 (11/28/92-11/26/93)	4 (two times)	9 (10/9/86-11/30/88)
Longest Losing Streak	7 (2/2/88-11/30/98)	4 (12/11/06-3/9/08)	7 (3/16/04-12/27/07)
Washington Shutouts (Last)	7 (1/11/12)	4 (1/11/12)	3 (2/21/11)
Pittsburgh Shutouts (Last)	7 (2/3/07)	2 (10/14/83)	5 (2/3/07)
Last Washington Hat Trick	A. Ovechkin (2/7/10)	A. Ovechkin (2/7/10)	R. Burridge (3/15/94)
Last Pittsburgh Hat Trick	M. Straka (1/8/01)	M. Straka (1/8/01)	M. Lemieux (3/18/93)
Most Washington Goals	9 (two times)	9 (two times)	8 (10/29/91)
Most Pittsburgh Goals	12 (3/15/75)	7 (eight times)	12 (3/15/75)



# Pittsburgh Penguins

## 2011-12 WASHINGTON CAPITALS VS. PITTSBURGH PENGUINS

### CAPITALS TIED SEASON SERIES, 2-1-1 • PITTSBURGH 2-1-1

PITTSBURGH	PENGUINS	CAPITALS	ATTEND	GOALTENDERS	W. GOAL
OCT 13, 2011	2	3	18,512	TOMAS VOKOUN / BRENT JOHNSON	DENNIS WIDEMAN
JAN 22, 2012	4	3	18,565	MARC-ANDRE FLEURY / MICHAL NEUVIRTH	EVGENI MALKIN

WASHINGTON	PENGUINS	CAPITALS	ATTEND	GOALTENDERS	W. GOAL
DEC 1, 2011	2	1	18,506	MARC-ANDRE FLEURY / TOMAS VOKOUN	CHRIS KUNITZ
JAN 11, 2012	0	1	18,506	TOMAS VOKOUN / MARC-ANDRE FLEURY	JASON CHIMERA

CAPITALS													PENGUINS												
GP	G	A	P	+/-	PIM	PP	SH	GW	EN	S	%	GP	G	A	P	+/-	PIM	PP	SH	GW	EN	S	%		
ALEX OVECHKIN	4	2	2	4	4	2	0	0	0	10	20.0	JAMES NEAL	4	4	1	5	3	2	1	0	0	20	20.0		
ALEXANDER SEMIN	4	1	2	3	2	2	0	0	0	5	20.0	EVGENI MALKIN	4	1	4	5	3	0	0	0	1	0	21	4.8	
JASON CHIMERA	4	2	0	2	2	2	0	0	1	0	8	25.0	CHRIS KUNITZ	4	1	1	2	1	0	0	0	1	0	8	12.5
DENNIS WIDEMAN	4	1	1	2	0	2	1	0	1	0	4	25.0	CRAIG ADAMS	4	1	0	1	0	5	0	0	0	0	2	50.0
BROOKS LAICH	4	1	1	2	-1	2	0	0	0	0	9	11.1	KRIS LETANG	2	1	0	1	-1	0	1	0	0	0	4	25.0
MATHIEU PERREAULT	2	0	2	2	2	0	0	0	0	0	2	0.0	PAUL MARTIN	4	0	1	1	-2	2	0	0	0	0	3	0.0
JOEL WARD	4	0	2	2	2	0	0	0	0	0	0	0.0	SIMON DESPRES	1	0	1	1	2	2	0	0	0	0	1	0.0
NICKLAS BACKSTROM	2	0	2	2	1	0	0	0	0	0	3	0.0	BROOKS ORPIK	3	0	1	1	-1	2	0	0	0	0	1	0.0
MIKE KNUBLE	4	1	0	1	-1	2	0	0	0	0	5	20.0	ARRON ASHAM	3	0	1	1	1	10	0	0	0	0	6	0.0
MIKE GREEN	1	0	1	1	0	0	0	0	0	0	2	0.0	STEVE SULLIVAN	4	0	1	1	0	0	0	0	0	0	7	0.0
JEFF HALPERN	4	0	1	1	-1	2	0	0	0	0	2	0.0	RICHARD PARK	4	0	1	1	1	0	0	0	0	0	3	0.0
KARL ALZNER	4	0	1	1	2	4	0	0	0	0	2	0.0	TYLER KENNEDY	4	0	1	1	0	7	0	0	0	0	15	0.0
JEFF SCHULTZ	2	0	0	0	-1	0	0	0	0	0	1	0.0	ZBYNEK MICHALEK	3	0	0	0	-4	2	0	0	0	0	2	0.0
TOMAS KUNDRATEK	1	0	0	0	0	0	0	0	0	0	1	0.0	DERYK ENGELLAND	4	0	0	0	0	0	0	0	0	0	4	0.0
MATT HENDRICKS	4	0	0	0	-3	7	0	0	0	0	3	0.0	ROBERT BORTUZZO	1	0	0	0	1	0	0	0	0	0	1	0.0
CODY EAKIN	2	0	0	0	-1	2	0	0	0	0	3	0.0	PASCAL DUPUIS	4	0	0	0	-5	2	0	0	0	0	8	0.0
DMITRI ORLOV	3	0	0	0	-1	0	0	0	0	0	1	0.0	DUSTIN JEFFREY	2	0	0	0	-1	0	0	0	0	0	1	0.0
JOHN ERSKINE	2	0	0	0	-1	5	0	0	0	0	1	0.0	MATT COOKE	4	0	0	0	-3	0	0	0	0	0	7	0.0
ROMAN HAMRLIK	3	0	0	0	0	0	0	0	0	0	1	0.0	ERIC TANGRADI	2	0	0	0	0	2	0	0	0	0	2	0.0
MARCUS JOHANSSON	3	0	0	0	-1	0	0	0	0	0	1	0.0	BEN LOVEJOY	2	0	0	0	1	0	0	0	0	0	4	0.0
JOHN CARLSON	4	0	0	0	2	0	0	0	0	0	5	0.0	JORDAN STAAL	2	0	0	0	-1	4	0	0	0	0	2	0.0
JAY BEAGLE	3	0	0	0	0	7	0	0	0	0	2	0.0	JOE VITALE	2	0	0	0	-1	0	0	0	0	0	2	0.0
TROY BROUWER	4	0	0	0	-1	9	0	0	0	0	6	0.0	MATT NISKANEN	4	0	0	0	2	0	0	0	0	0	6	0.0
													SIDNEY CROSBY	1	0	0	0	-1	0	0	0	0	3	0.0	

GOALTENDER											GOALTENDER										
GP	MIN	GA	GAA	SO	W	L	OT	SA	SV%	GP	MIN	GA	GAA	SO	W	L	OT	SA	SV%		
TOMAS VOKOUN	3	182	4	1.32	1	2	1	0	106	.962	MARC-ANDRE FLEURY	3	180	5	1.66	0	2	1	0	58	.914
MICHAL NEUVIRTH	1	61	4	3.90	0	0	0	1	27	.852	BRENT JOHNSON	1	62	3	2.87	0	0	0	1	19	.842

POWER PLAY	1 - 9 (11.1%)	PENALTY KILLING	11 - 13 (84.6%)	POWER PLAY	2 - 13 (15.4%)	PENALTY KILLING	8 - 9 (88.9%)
------------	---------------	-----------------	-----------------	------------	----------------	-----------------	---------------



# St. Louis Blues

## CLUB INFORMATION

**Founded** .....1967-68  
**Home Arena** .....**Scottrade Center (19,150)**  
**Stanley Cups**.....**none**  
**President of Hockey Operations** ..... **John Davidson**  
**Executive Vice President and General Manager** ..... **Doug Armstrong**  
**Head Coach**.....**Ken Hitchcock**  
**Associate Coach**..... **Brad Shaw**  
**Assistant Coaches**.....**Ray Bennett, Gary Agnew**  
**Senior Vice President of Marketing and Public Relations**.....**Mike Caruso**  
 2011-12 Record ..... 49-22-11 (109 points)  
 2011-12 Finish..... 1st, Central Division  
 2011-12 Playoffs.....W. conf. semifinals (Def. by LAK, 4-0)

Scottrade Center  
 1401 Clark Ave.  
 St. Louis, MO 63103  
 314.622.2500  
 Fax: 314.622.2582  
 www.stlouisblues.com



## ALL-TIME SERIES HISTORY

YEAR	TOTALS						HOME						AWAY													
	GP	W	L	T	OT	PTS	GF	GA	GP	W	L	T	OT	PTS	GF	GA	GP	W	L	T	OT	PTS	GF	GA		
74-75	4	0	4	0	-	0	6	25	2	0	2	0	-	0	3	10	2	0	2	0	-	0	3	15		
75-76	4	0	4	0	-	0	7	20	2	0	2	0	-	0	3	7	2	0	2	0	-	0	4	13		
76-77	4	3	1	0	-	6	14	10	2	2	0	0	-	4	8	4	2	1	1	0	-	2	6	6		
77-78	4	1	1	2	-	4	9	9	2	1	1	0	-	2	4	4	2	0	0	2	-	2	5	5		
78-79	4	2	2	0	-	4	14	16	2	1	1	0	-	2	8	8	2	1	1	0	-	2	6	8		
79-80	4	2	2	0	-	4	14	18	2	2	0	0	-	4	11	7	2	0	2	0	-	0	3	11		
80-81	4	0	2	2	-	2	12	16	2	0	1	1	-	1	5	6	2	0	1	1	-	1	7	10		
81-82	3	2	1	0	-	4	21	12	2	2	0	0	-	4	17	5	1	0	1	0	-	0	4	7		
82-83	3	1	1	1	-	3	12	12	1	0	1	0	-	0	3	4	2	1	0	1	-	3	9	8		
83-84	3	2	1	0	-	4	12	8	2	1	1	0	-	2	8	6	1	1	0	0	-	2	4	2		
84-85	3	2	0	1	-	5	14	10	1	1	0	0	-	2	7	5	2	1	0	1	-	3	7	5		
85-86	3	3	0	0	-	6	14	9	2	2	0	0	-	4	9	5	1	1	0	0	-	2	5	4		
86-87	3	2	0	1	-	5	14	10	1	1	0	0	-	2	5	3	2	1	0	1	-	3	9	7		
87-88	3	0	2	1	-	1	5	9	2	0	1	1	-	1	4	6	1	0	1	0	-	0	1	3		
88-89	3	2	0	1	-	5	13	10	1	1	0	0	-	2	4	3	2	1	0	1	-	3	9	7		
89-90	3	0	2	1	-	1	2	6	2	0	1	1	-	1	2	5	1	0	1	0	-	0	0	1		
90-91	3	0	2	1	-	1	7	12	1	0	1	0	-	0	1	2	2	0	1	1	-	1	6	10		
91-92	3	2	1	0	-	4	15	12	1	1	0	0	-	2	6	4	2	1	1	0	-	2	9	8		
92-93	2	2	0	0	-	4	15	8	1	1	0	0	-	2	5	2	1	1	0	0	-	2	10	6		
93-94	2	2	0	0	-	4	9	5	1	1	0	0	-	2	5	2	1	1	0	0	-	2	4	3		
94-95	Teams did not meet in 1994-95																									
95-96	2	2	0	0	-	4	7	2	1	1	0	0	-	2	4	1	1	1	0	0	-	2	3	1		
96-97	2	2	0	0	-	4	9	6	1	1	0	0	-	2	3	2	1	1	0	0	-	2	6	4		
97-98	2	1	1	0	-	2	6	7	1	1	0	0	-	2	4	2	1	0	1	0	-	0	2	5		
98-99	2	0	2	0	-	0	4	8	1	0	1	0	-	0	2	4	1	0	1	0	-	0	2	4		
99-00	2	0	1	1	0	1	2	3	1	0	0	1	0	1	1	1	1	0	1	0	0	0	1	2		
00-01	1	0	1	0	0	0	0	2	0	0	0	0	0	0	0	0	1	0	1	0	0	0	0	2		
01-02	2	0	2	0	0	0	2	8	1	0	1	0	0	0	1	4	1	0	1	0	0	0	1	4		
02-03	1	0	1	0	0	0	3	5	1	0	1	0	0	0	3	5	0	0	0	0	0	0	0	0		
03-04	1	0	1	0	0	0	1	4	0	0	0	0	0	0	0	0	1	0	1	0	0	0	1	4		
05-06	1	1	0	-	0	2	5	4	1	1	0	-	0	2	5	4	0	0	0	-	0	0	0	0		
06-07	Teams did not meet in 2006-07																									
07-08	1	0	1	-	0	0	3	4	0	0	0	-	0	0	0	0	1	0	1	-	0	0	3	4		
08-09	1	1	0	-	0	2	4	2	1	1	0	-	0	2	4	2	0	0	0	-	0	0	0	0		
09-10	1	0	0	-	1	1	3	4	0	0	0	-	0	0	0	0	1	0	0	-	1	1	3	4		
10-11	2	2	0	-	0	4	7	3	1	1	0	-	0	2	3	2	1	1	0	-	0	2	4	1		
11-12	1	0	1	-	0	0	1	2	1	0	1	-	0	0	1	2	0	0	0	-	0	0	0	0		
<b>Totals</b>	<b>87</b>	<b>37</b>	<b>37</b>	<b>12</b>	<b>1</b>	<b>87</b>	<b>286</b>	<b>301</b>	<b>43</b>	<b>23</b>	<b>16</b>	<b>4</b>	<b>0</b>	<b>50</b>	<b>149</b>	<b>127</b>	<b>44</b>	<b>14</b>	<b>21</b>	<b>8</b>	<b>1</b>	<b>37</b>	<b>137</b>	<b>174</b>		

## SERIES INFORMATION

	Overall	at Washington	at St. Louis
All-Time Series (W-L-T-OT)	Series tied, 37-37-12-1	WSH leads, 23-16-4-0	WSH trails, 14-21-8-1
Current Streak	1 STL win (11/29/11)	1 STL win (11/29/11)	1 WSH win (12/1/10)
Last Washington Win	3/3/11 (3-2)	3/3/11 (3-2)	12/1/10 (4-1)
Last St. Louis Win	11/29/11 (2-1)	11/29/11 (2-1)	2/13/10 (4-3 so)
Last Tie	1/1/00 (1-1)	1/1/00 (1-1)	12/20/90 (3-3)
Last Overtime Game	2/13/10 (L, 4-3 so)	1/19/06 (W, 5-4 so)	2/13/10 (L, 4-3 so)
Overtime Record	2-1-12	2-0-4	0-1-8
Last 10 Games (W-L-T-OT)	4-5-0-1	6-3-1-0	2-7-0-1
Longest Unbeaten Streak	11 (3/25/84 - 12/20/87)	6 (3/17/92 - 12/29/97)	9 (10/30/82-3/14/87)
Longest Winning Streak	9 (3/17/92 - 3/25/97)	6 (3/17/92 - 12/29/97)	4 (2/11/93-10/26/96)
Longest Winless Streak	9 (11/28/98-10/18/03)	4 (two times)	8 (10/25/97-2/13/10)
Longest Losing Streak	8 (12/7/74 - 2/13/76)	4 (12/8/74-2/13/76)	8 (10/25/97-2/13/10)
Washington Shutouts (Last)	none	none	none
St. Louis Shutouts (Last)	3 (11/2/00)	1 (2/13/76)	2 (11/2/00)
Last Washington Hat Trick	D. Khristich (2/11/93)	M. Gartner (10/29/85)	D. Khristich (2/11/93)
Last St. Louis Hat Trick	B. Hull (2/27/92)	none	B. Hull (2/27/92)
Most Washington Goals	10 (2/11/93)	9 (2/25/82)	10 (2/11/93)
Most St. Louis Goals	9 (11/15/75)	7 (2/23/75)	9 (11/15/75)



# St. Louis Blues

## 2011-12 WASHINGTON CAPITALS VS. ST. LOUIS BLUES

CAPITALS LOST SEASON SERIES, 0-1-0 • ST. LOUIS 1-0-0

WASHINGTON	BLUES	CAPITALS	ATTEND	GOALTENDERS	W. GOAL
NOV 29, 2011	2	1	18,506	JAROSLAV HALAK / TOMAS VOKOUN	MATT D'AGOSTINI

CAPITALS													BLUES												
GP	G	A	P	+/-	PIM	PP	SH	GW	EN	S	%	GP	G	A	P	+/-	PIM	PP	SH	GW	EN	S	%		
NICKLAS BACKSTROM	1	1	0	1	0	0	0	0	0	4	25.0	MATT D'AGOSTINI	1	1	0	1	1	0	0	0	1	0	3	33.3	
ALEX OVECHKIN	1	0	1	1	1	0	0	0	0	1	0.0	T.J. OSHIE	1	1	0	1	1	2	0	0	0	0	1	100.0	
TROY BROUWER	1	0	0	0	0	4	0	0	0	0	0.0	DAVID BACKES	1	0	1	1	0	0	0	0	0	0	5	0.0	
ALEXANDER SEMIN	1	0	0	0	0	0	0	0	0	2	0.0	ALEX STEEN	1	0	1	1	1	0	0	0	0	0	5	0.0	
DENNIS WIDEMAN	1	0	0	0	-1	0	0	0	0	0	0.0	PATRIK BERGLUND	1	0	1	1	1	0	0	0	0	0	2	0.0	
BROOKS LAICH	1	0	0	0	-1	2	0	0	0	1	0.0	CHRIS STEWART	1	0	1	1	1	0	0	0	0	0	2	0.0	
MATT HENDRICKS	1	0	0	0	0	5	0	0	0	1	0.0	RYAN REAVES	1	0	0	0	-1	0	0	0	0	0	0	0.0	
JOEL WARD	1	0	0	0	-1	0	0	0	0	1	0.0	KRIS RUSSELL	1	0	0	0	1	0	0	0	0	0	3	0.0	
JEFF HALPERN	1	0	0	0	0	0	0	0	0	1	0.0	ROMAN POLAK	1	0	0	0	1	0	0	0	0	0	1	0.0	
JOHN ERSKINE	1	0	0	0	-1	0	0	0	0	2	0.0	CHRIS PORTER	1	0	0	0	0	0	0	0	0	0	3	0.0	
JASON CHIMERA	1	0	0	0	-1	2	0	0	0	2	0.0	BRETT STERLING	1	0	0	0	-1	0	0	0	0	0	1	0.0	
ROMAN HAMRLIK	1	0	0	0	0	0	0	0	0	0	0.0	BARRET JACKMAN	1	0	0	0	0	0	0	0	0	0	0	0.0	
CODY EAKIN	1	0	0	0	0	0	0	0	0	0	0.0	SCOTT NICHOL	1	0	0	0	0	5	0	0	0	0	0	0.0	
MIKE KNUBLE	1	0	0	0	-1	0	0	0	0	1	0.0	JAMIE LANGENBRUNNER	1	0	0	0	0	0	0	0	0	0	0	0.0	
DMITRI ORLOV	1	0	0	0	0	0	0	0	0	0	0.0	KEVIN SHATTENKIRK	1	0	0	0	0	2	0	0	0	0	2	0.0	
MARCUS JOHANSSON	1	0	0	0	0	0	0	0	0	0	0.0	JASON ARNOTT	1	0	0	0	0	0	0	0	0	0	1	0.0	
JOHN CARLSON	1	0	0	0	0	0	0	0	0	2	0.0	CADE FAIRCHILD	1	0	0	0	0	0	0	0	0	0	1	0.0	
KARL ALZNER	1	0	0	0	0	0	0	0	0	1	0.0	IAN COLE	1	0	0	0	0	0	0	0	0	0	0	0.0	

GOALTENDER											GOALTENDER										
GP	MIN	GA	GAA	SO	W	L	OT	SA	SV%	GP	MIN	GA	GAA	SO	W	L	OT	SA	SV%		
TOMAS VOKOUN	1	59	2	2.03	0	0	1	0	30	.933	JAROSLAV HALAK	1	60	1	1.00	0	1	0	0	19	.947

POWER PLAY	PENALTY KILLING	POWER PLAY	PENALTY KILLING
0 - 1 (0%)	PENALTY KILLING	0 - 4 (0%)	PENALTY KILLING
			1 - 1 (100%)





# San Jose Sharks

## CLUB INFORMATION

**Founded** .....1991-92  
**Home Arena** ..... HP Pavilion at San Jose (17,562)  
**Stanley Cups** .....none  
**Executive Vice President & General Manager**..... Doug Wilson  
**Head Coach**..... Todd McLellan  
**Associate Coach** .....Larry Robinson  
**Assistant Coaches**.....Jim Johnson, Jay Woodcroft  
**Director of Media Relations**..... Scott Emmert  
 2011-12 Record ..... 43-29-10 (105 points)  
 2011-12 Finish.....2nd, Pacific Division  
 2011-12 Playoffs..... W. Conf. quarterfinals (def. by STL, 4-1)

HP Pavilion at San Jose  
 525 West Santa Clara Street  
 San Jose, CA 95113  
 408.287.7070  
 Fax: 408.999.5797  
 www.sjsharks.com



## ALL-TIME SERIES HISTORY

YEAR	TOTALS							HOME							AWAY											
	GP	W	L	T	OT	PTS	GF	GA	GP	W	L	T	OT	PTS	GF	GA	GP	W	L	T	OT	PTS	GF	GA		
91-92	2	2	0	0	-	4	10	4	1	1	0	0	-	2	6	2	1	1	0	0	-	2	4	2		
92-93	2	2	0	0	-	4	9	6	1	1	0	0	-	2	5	3	1	1	0	0	-	2	4	3		
93-94	2	1	1	0	-	2	5	4	1	0	1	0	-	0	1	2	1	1	0	0	-	2	4	2		
94-95	Teams did not meet in 1994-95																									
95-96	2	1	1	0	-	2	6	7	1	1	0	0	-	2	3	2	1	0	1	0	-	0	3	5		
96-97	2	1	1	0	-	2	5	5	1	1	0	0	-	2	3	2	1	0	1	0	-	0	2	3		
97-98	2	0	1	1	-	1	5	8	1	0	1	0	-	0	2	5	1	0	0	1	-	1	3	3		
98-99	2	1	1	0	-	2	4	3	1	1	0	0	-	2	3	1	1	0	1	0	-	0	1	2		
99-00	2	0	2	0	0	0	3	5	1	0	1	0	0	0	2	3	1	0	1	0	0	0	1	2		
00-01	1	0	1	0	0	0	3	5	1	0	1	0	0	0	3	5	0	0	0	0	0	0	0	0		
01-02	2	0	2	0	0	0	6	10	1	0	1	0	0	0	2	5	1	0	1	0	0	0	4	5		
02-03	2	0	2	0	0	0	2	5	1	0	1	0	0	0	2	3	1	0	1	0	0	0	0	2		
03-04	1	0	1	0	0	0	2	3	1	0	1	0	0	0	2	3	0	0	0	0	0	0	0	0		
05-06	1	0	1	-	0	0	1	4	0	0	0	-	0	0	0	0	1	0	1	-	0	0	1	4		
06-07	1	0	0	-	1	1	2	2	1	0	0	-	1	1	2	3	0	0	0	-	0	0	0	0		
07-08	Teams did not meet in 2007-08																									
08-09	1	0	1	-	0	0	2	7	0	0	0	-	0	0	0	0	1	0	1	-	0	0	2	7		
09-10	2	1	1	-	0	2	6	6	1	1	0	-	0	2	4	1	1	0	1	-	0	0	2	5		
10-11	2	0	2	-	0	0	2	5	1	0	1	-	0	0	0	2	1	0	1	-	0	0	2	3		
11-12	2	0	2	-	0	0	5	10	1	0	1	-	0	0	3	5	1	0	1	-	0	0	2	5		
<b>Totals</b>	<b>31</b>	<b>9</b>	<b>20</b>	<b>1</b>	<b>1</b>	<b>20</b>	<b>78</b>	<b>100</b>	<b>16</b>	<b>6</b>	<b>9</b>	<b>0</b>	<b>1</b>	<b>13</b>	<b>43</b>	<b>47</b>	<b>15</b>	<b>3</b>	<b>11</b>	<b>1</b>	<b>0</b>	<b>7</b>	<b>35</b>	<b>53</b>		

## SERIES INFORMATION

All-Time Series (W-L-T-OT)  
 Current Streak  
 Last Washington Win  
 Last San Jose Win  
 Last Tie

**Overall**  
 WSH trails, 9-20-1-1  
 5 SJ wins (12/30/09-2/13/12)  
 10/15/09 (4-1)  
 2/13/12 (5-3)  
 12/10/97 (3-3)

**at Washington**  
 WSH trails, 6-9-0-1  
 2 SJ win (2/8/11-2/13/12)  
 10/15/09 (4-1)  
 2/13/12 (5-3)  
 none

**at San Jose**  
 WSH trails, 3-11-1-0  
 12 SJ wins (12/2/95-1/7/12)  
 10/30/93 (4-2)  
 1/17/12 (5-2)  
 12/10/97 (3-3)

Last Overtime Game  
 Overtime Record  
 Last 10 Games (W-L-T-OT)  
 Longest Unbeaten Streak  
 Longest Winning Streak  
 Longest Winless Streak  
 Longest Losing Streak  
 Washington Shutouts (Last)  
 San Jose Shutouts (Last)  
 Last Washington Hat Trick  
 Last San Jose Hat Trick  
 Most Washington Goals  
 Most San Jose Goals

2/21/07 (L, 3-2 so)  
 0-1-1  
 1-8-0-1  
 5 (2/9/92-10/30/93)  
 5 (2/9/92-10/30/93)  
 11 (10/16/99-11/22/08)  
 11 (10/16/99-11/22/08)  
 none  
 2 (2/8/11)  
 J. Druce (2/9/92)  
 T. Harvey (12/18/00)  
 6 (2/9/92)  
 7 (11/22/08)

2/21/07 (L, 3-2 so)  
 0-1-0  
 3-6-0-1  
 2 (two times)  
 2 (two times)  
 6 (10/16/99-2/21/07)  
 6 (10/16/99-2/21/07)  
 none  
 1 (2/8/11)  
 J. Druce (2/9/92)  
 T. Harvey (12/18/00)  
 6 (2/9/92)  
 5 (three times)

12/10/97 (T, 3-3)  
 0-0-1  
 0-9-1-0  
 3 (2/18/92-10/30/93)  
 3 (2/18/92-10/30/93)  
 12 (12/2/95-1/7/12)  
 8 (12/12/98-2/17/11)  
 none  
 1 (12/14/02)  
 none  
 none  
 4 (four times)  
 7 (11/22/08)

# San Jose Sharks

## 2011-12 WASHINGTON CAPITALS VS. SAN JOSE SHARKS

CAPITALS LOST SEASON SERIES, 0-2-0 • SAN JOSE 2-0-0

<b>SAN JOSE</b>	<b>SHARKS</b>	<b>CAPITALS</b>	<b>ATTEND</b>	<b>GOALTENDERS</b>	<b>W. GOAL</b>
JAN 7, 2012	5	2	17,562	ANTTI NIEMI / TOMAS VOKOUN	PATRICK MARLEAU

<b>WASHINGTON</b>	<b>SHARKS</b>	<b>CAPITALS</b>	<b>ATTEND</b>	<b>GOALTENDERS</b>	<b>W. GOAL</b>
FEB 13, 2012	5	3	18,506	THOMAS GREISS / BRADEN HOLTBY	BRENT BURNS

CAPITALS													SHARKS												
GP	G	A	P	+/-	PIM	PP	SH	GW	EN	S	%	GP	G	A	P	+/-	PIM	PP	SH	GW	EN	S	%		
DENNIS WIDEMAN	2	1	1	2	0	2	1	0	0	0	5	20.0	PATRICK MARLEAU	2	3	2	5	0	0	2	0	1	0	12	25.0
ROMAN HAMRLIK	2	1	1	2	2	0	0	0	0	0	4	25.0	JOE PAVELSKI	2	2	2	4	2	2	1	0	0	0	6	33.3
TROY BROUWER	2	0	2	2	-2	2	0	0	0	0	5	0.0	DAN BOYLE	2	0	4	4	2	2	0	0	0	0	8	0.0
JASON CHIMERA	2	0	2	2	1	0	0	0	0	0	2	0.0	JOE THORNTON	2	0	4	4	2	0	0	0	0	0	5	0.0
JOEL WARD	2	1	0	1	1	2	0	0	0	0	3	33.3	BRENT BURNS	2	2	0	2	0	2	1	0	1	0	4	50.0
JEFF SCHULTZ	1	1	0	1	1	0	0	0	0	0	1	100.0	MARC-EDOUARD VLASIC	2	1	1	2	2	0	0	0	0	0	4	25.0
DMITRI ORLOV	2	1	0	1	1	0	0	0	0	0	7	14.3	TORREY MITCHELL	2	1	1	2	0	0	0	0	0	1	5	20.0
MATHIEU PERREAULT	2	0	1	1	-1	0	0	0	0	0	2	0.0	RYANE CLOWE	2	0	2	2	0	0	0	0	0	0	4	0.0
ALEXANDER SEMIN	2	0	1	1	-2	2	0	0	0	0	5	0.0	LOGAN COUTURE	2	0	2	2	-1	0	0	0	0	0	7	0.0
MARCUS JOHANSSON	2	0	1	1	-1	0	0	0	0	0	4	0.0	JASON DEMERS	1	1	0	1	0	0	0	0	0	0	2	50.0
MIKE GREEN	1	0	0	0	0	0	0	0	0	0	2	0.0	MICHAL HANDZUS	2	0	1	1	0	0	0	0	0	0	1	0.0
ALEX OVECHKIN	2	0	0	0	-3	2	0	0	0	0	9	0.0	JAMIE MCGINN	2	0	1	1	1	0	0	0	0	0	3	0.0
BROOKS LAICH	2	0	0	0	-1	2	0	0	0	0	5	0.0	ANDREW DESJARDINS	2	0	0	0	0	0	0	0	0	0	2	0.0
MATT HENDRICKS	2	0	0	0	1	2	0	0	0	0	2	0.0	BRAD WINCHESTER	2	0	0	0	0	4	0	0	0	0	2	0.0
JEFF HALPERN	2	0	0	0	0	2	0	0	0	0	2	0.0	DOUGLAS MURRAY	2	0	0	0	0	0	0	0	0	0	0	0.0
JOEL RECHLIZ	1	0	0	0	0	10	0	0	0	0	0	0.0	TOMMY WINGELS	2	0	0	0	0	0	0	0	0	0	4	0.0
MIKE KNUBLE	1	0	0	0	-1	0	0	0	0	0	2	0.0	COLIN WHITE	1	0	0	0	0	0	0	0	0	0	0	0.0
JOHN CARLSON	2	0	0	0	-4	2	0	0	0	0	7	0.0	JUSTIN BRAUN	2	0	0	0	0	2	0	0	0	0	3	0.0
JAY BEAGLE	2	0	0	0	1	2	0	0	0	0	3	0.0	BENN FERRIERO	1	0	0	0	0	0	0	0	0	0	1	0.0
KARL ALZNER	2	0	0	0	-3	0	0	0	0	0	2	0.0	JOHN MCCARTHY	1	0	0	0	1	0	0	0	0	0	1	0.0

GOALTENDER											GOALTENDER										
GP	MIN	GA	GAA	SO	W	L	OT	SA	SV%	GP	MIN	GA	GAA	SO	W	L	OT	SA	SV%		
BRADEN HOLTBY	1	58	5	5.09	0	0	1	0	35	.857	ANTTI NIEMI	1	60	2	2.00	0	1	0	0	30	.933
TOMAS VOKOUN	1	59	4	4.06	0	0	1	0	38	.895	THOMAS GREISS	1	59	3	3.04	0	1	0	0	42	.929

POWER PLAY	1 - 5 (20%)	PENALTY KILLING	5 - 9 (55.6%)	POWER PLAY	4 - 9 (44.4%)	PENALTY KILLING	4 - 5 (80%)
------------	-------------	-----------------	---------------	------------	---------------	-----------------	-------------



# Tampa Bay Lightning

## CLUB INFORMATION

**Founded** .....1992-93  
**Home Arena** ..... Tampa Bay Times Forum (19,204)  
**Stanley Cups** .....1 (2004)  
**Vice President, General Manager and Alternate Governor** ..... Steve Yzerman  
**Head Coach**..... Guy Boucher  
**Assistant Coaches**.....Dan Lacroix, Martin Raymond  
**Executive Vice President of Communications** .....Bill Wickett  
 2011-12 Record ..... 38-36-8 (103 points)  
 2011-12 Finish.....3rd, Southeast Division  
 2011-12 Playoffs.....DNQ

Tampa Bay Times Forum  
 401 Channelside Drive  
 Tampa, FL 33602  
 813.301.6500  
 Fax: 813.301.1480  
 www.tampabaylightning.com



## 2012-13 MEETINGS

Jan. 19 at Tampa Bay  
 Feb. 14 at Tampa Bay  
 April 7 at Washington  
 April 13 at Washington

## ALL-TIME SERIES HISTORY

YEAR	TOTALS									HOME						AWAY								
	GP	W	L	T	OT	PTS	GF	GA	GP	W	L	T	OT	PTS	GF	GA	GP	W	L	T	OT	PTS	GF	GA
92-93	2	1	0	1	-	3	7	5	1	0	0	1	-	1	2	2	1	1	0	0	-	2	5	3
93-94	5	3	1	1	-	7	21	13	3	1	1	1	-	3	14	12	2	2	0	0	-	4	7	1
94-95	4	3	0	1	-	7	11	4	2	1	0	1	-	3	4	2	2	2	0	0	-	4	7	2
95-96	6	2	2	2	-	6	10	9	3	1	1	1	-	3	3	3	3	1	1	1	-	3	7	6
96-97	5	4	1	0	-	8	17	12	2	2	0	0	-	4	11	6	3	2	1	0	-	4	6	6
97-98	5	2	3	0	-	4	15	16	3	1	2	0	-	2	10	9	2	1	1	0	-	2	5	7
98-99	5	3	2	0	-	6	27	13	2	1	1	0	-	2	12	6	3	2	1	0	-	4	15	7
99-00	5	5	0	0	0	10	25	10	3	3	0	0	0	6	15	5	2	2	0	0	0	4	10	5
00-01	5	4	1	0	0	8	16	11	2	2	0	0	0	4	6	2	3	2	1	0	0	4	10	9
01-02	5	4	0	1	0	9	15	7	3	3	0	0	0	6	10	4	2	1	0	1	0	3	5	3
02-03	5	3	2	0	0	6	14	9	2	2	0	0	0	4	6	2	3	1	2	0	0	2	8	7
03-04	6	2	4	0	0	4	15	21	3	1	2	0	0	2	7	12	3	1	2	0	0	2	8	9
05-06	8	4	2	-	2	10	21	24	4	3	0	-	1	7	12	10	4	1	2	-	1	3	9	14
06-07	8	2	4	-	2	6	32	30	4	1	2	-	1	3	19	17	4	1	2	-	1	3	13	15
07-08	8	6	2	-	0	12	26	23	4	3	1	-	0	6	14	11	4	3	1	-	0	6	12	12
08-09	6	6	0	-	0	12	30	14	3	3	0	-	0	6	16	9	3	3	0	-	0	6	14	5
09-10	6	4	2	-	0	8	20	17	3	2	1	-	0	4	10	9	3	2	1	-	0	4	10	8
10-11	6	4	1	-	1	9	19	10	3	2	0	-	1	5	12	4	3	2	1	-	0	4	7	6
11-12	6	3	2	-	1	7	19	20	3	3	0	-	0	6	13	10	3	0	1	-	1	1	6	9
<b>Totals</b>	<b>106</b>	<b>65</b>	<b>29</b>	<b>6</b>	<b>6</b>	<b>142</b>	<b>360</b>	<b>268</b>	<b>53</b>	<b>35</b>	<b>11</b>	<b>4</b>	<b>3</b>	<b>77</b>	<b>196</b>	<b>135</b>	<b>53</b>	<b>30</b>	<b>17</b>	<b>2</b>	<b>3</b>	<b>65</b>	<b>164</b>	<b>134</b>

## SERIES INFORMATION

	Overall	at Washington	at Tampa Bay
All-Time Series (W-L-T-OT)	WSH leads, 65-29-6-6	WSH leads, 35-11-4-3	WSH leads, 30-17-2-3
Current Streak	1 TB win (5/2/12)	3 WSH wins (10/10/11-3/8/12)	1 TB win (5/2/12)
Last Washington Win	3/8/12 (3-2 ot)	3/8/12 (3-2 ot)	3/7/11 (2-1 so)
Last Tampa Bay Win	4/2/12 (4-2)	1/4/11 (1-0 ot)	4/2/12 (4-2)
Last Tie	10/23/01 (1-1)	3/31/96 (1-1)	10/23/01 (1-1)
Last Overtime Game	3/8/12 (W, 3-2 ot)	3/8/12 (W, 3-2 ot)	10/10/11 (W, 6-5 so)
Overtime Record	6-7-6	3-4-4	3-3-2
Last 10 Games (W-L-OT)	2-4-4	6-1-3	5-4-1
Longest Unbeaten Streak	12 (12/15/07-12/5/09)	11 (2/3/99-12/23/02)	7 (12/15/07-12/5/09)
Longest Winning Streak	12 (12/15/07-12/5/09)	11 (2/3/99-12/23/02)	7 (12/15/07-12/5/09)
Longest Winless Streak	4 (two times)	3 (10/21/06-3/1/07)	5 (2/28/04-3/23/06)
Longest Losing Streak	4 (12/19/06-3/1/07)	3 (10/21/06-3/1/07)	5 (2/28/04-3/23/06)
Washington Shutouts (Last)	6 (11/26/10)	3 (11/26/10)	3 (12/5/09)
Tampa Bay Shutouts (Last)	4 (1/12/11)	1 (1/4/11)	3 (1/12/11)
Last Washington Hat Trick	T. Brouwer (1/13/12)	T. Brouwer (1/13/12)	J. Jagr (2/4/03)
Last Tampa Bay Hat Trick	none	none	none
Most Washington Goals	10 (2/3/99)	10 (2/3/99)	8 (3/2/99)
Most Tampa Bay Goals	7 (1/12/10)	6 (10/21/06)	7 (1/12/10)



# Tampa Bay Lightning

## 2011-12 WASHINGTON CAPITALS VS. TAMPA BAY LIGHTNING

CAPITALS LOST SEASON SERIES 3-2-1- TAMPA BAY 3-1-2

TAMPA BAY	LIGHTNING	CAPITALS	ATTEND	GOALTENDERS	W. GOAL
JAN 12, 2011	3	0	18,135	DWAYNE ROLOSON / SEMYON VARLAMOV	DOMINIC MOORE
FEB 4, 2011	2	5	20,216	SEMYON VARLAMOV / DWAYNE ROLOSON	ALEX OVECHKIN
MAR 7, 2011	1	2	16,835	BRADEN HOLTBY / DWAYNE ROLOSON	ALEX OVECHKIN

WASHINGTON	LIGHTNING	CAPITALS	ATTEND	GOALTENDERS	W. GOAL
NOV 11, 2010	3	6	18,398	MICHAL NEUVIRTH / DAN ELLIS	ALEXANDER SEMIN
NOV 26, 2010	0	6	18,398	SEMYON VARLAMOV / MIKE SMITH	JOHN CARLSON
JAN 4, 2011	1	0	18,398	DWAYNE ROLOSON / SEMYON VARLAMOV	MARTIN ST LOUIS

CAPITALS	GP	G	A	P	+/-	PIM	PP	SH	GW	EN	S	%	LIGHTNING	GP	G	A	P	+/-	PIM	PP	SH	GW	EN	S	%	
TROY BROUWER	6	5	0	5	2	4	1	0	1	1	13	38.5	STEVEN STAMKOS	6	5	3	8	2	2	1	0	3	1	30	16.7	
BROOKS LAICH	6	1	4	5	2	2	0	0	0	0	18	5.6	TEDDY PURCELL	6	4	3	7	1	2	2	0	0	0	20	20	
JASON CHIMERA	6	3	1	4	1	5	0	0	0	0	17	17.6	MARTIN ST LOUIS	6	1	5	6	0	2	0	0	0	0	11	9.1	
MARCUS JOHANSSON	6	2	2	4	0	2	0	0	0	0	13	15.4	BRETT CLARK	6	1	4	5	1	4	0	0	0	0	9	11.1	
ALEXANDER SEMIN	6	1	3	4	0	6	0	0	0	0	21	4.8	NATE THOMPSON	6	2	2	4	-1	2	0	0	0	0	10	20	
DENNIS WIDEMAN	6	1	3	4	3	4	0	0	0	0	17	5.9	TOM PYATT	5	2	2	4	2	0	0	0	0	0	8	25	
MATHIEU PERREAULT	5	1	3	4	3	2	0	0	0	0	7	14.3	RYAN MALONE	5	1	3	4	-2	9	1	0	0	0	4	25	
JEFF HALPERN	5	0	3	3	1	2	0	0	0	0	4	0	DOMINIC MOORE	3	1	2	3	1	4	0	0	0	0	4	25	
ALEX OVECHKIN	5	2	0	2	-2	0	1	0	1	0	22	9.1	VINCENT LECAVALIER	5	1	1	2	1	2	0	0	0	0	11	9.1	
KARL ALZNER	6	0	2	2	4	5	0	0	0	0	0	0	BRUNO GERVAIS	4	1	1	2	1	0	0	0	0	0	4	25	
MATT HENDRICKS	6	1	0	1	2	2	0	0	0	0	5	20	STEVE DOWNIE	4	0	2	2	1	9	0	0	0	0	5	0	
KEITH AUCOIN	2	1	0	1	1	0	0	0	0	0	1	100	VICTOR HEDMAN	5	1	0	1	1	0	0	0	0	0	6	16.7	
MIKE KNUBLE	5	0	1	1	-4	0	0	0	0	0	4	0	ERIC BREWER	6	0	1	1	-2	6	0	0	0	0	3	0	
DMITRY ORLOV	5	0	1	1	0	2	0	0	0	0	2	0	BRETT CONNOLLY	6	0	1	1	-2	0	0	0	0	0	5	0	
JOEL WARD	5	0	1	1	2	0	0	0	0	0	5	0	RYAN SHANNON	4	0	1	1	1	0	0	0	0	0	2	0	
JEFF SCHULTZ	3	0	1	1	0	0	0	0	0	0	0	0	JT WYMAN	4	0	1	1	1	0	0	0	0	0	5	0	
JOHN CARLSON	6	0	0	0	-3	2	0	0	0	0	10	0	BRIAN LEE	2	0	1	1	1	2	0	0	0	0	2	0	
ROMAN HAMRLIK	5	0	0	0	-4	4	0	0	0	0	4	0	MARC-ANDRE BERGERON	1	0	1	1	0	2	0	0	0	0	1	0	
MIKE GREEN	4	0	0	0	0	2	0	0	0	0	8	0	BRENDAN MIKKELSON	5	0	0	0	1	0	0	0	0	0	6	0	
JAY BEAGLE	3	0	0	0	-1	2	0	0	0	0	5	0	MATT GILROY	3	0	0	0	2	0	0	0	0	0	2	0	
NICKLAS BACKSTROM	2	0	0	0	-4	4	0	0	0	0	4	0	ADAM HALL	3	0	0	0	-3	0	0	0	0	0	4	0	
CODY EAKIN	2	0	0	0	-1	0	0	0	0	0	1	0	PAVEL KUBINA	3	0	0	0	-2	4	0	0	0	0	5	0	
JOHN ERSKINE	1	0	0	0	1	0	0	0	0	0	0	0	KEITH AULIE	2	0	0	0	-3	0	0	0	0	0	0	0	
TOMAS KUNDRATEK	1	0	0	0	0	0	0	0	0	0	0	0	TIM WALLACE	2	0	0	0	-1	0	0	0	0	0	0	0	
JOEL RECHLICZ	1	0	0	0	0	0	0	0	0	0	0	0	J.T. BROWN	1	0	0	0	0	0	0	0	0	0	0	5	0
													MIKE COMMODORE	1	0	0	0	0	0	0	0	0	0	0	1	0
													PIERRE-CEDRIX LABRIE	1	0	0	0	0	0	0	0	0	0	0	0	0
													MATTIAS RITOLA	1	0	0	0	0	0	0	0	0	0	0	1	0
													BRANDON SEGAL	1	0	0	0	0	0	0	0	0	0	0	0	0
													DANA TYRELL	1	0	0	0	-1	0	0	0	0	0	0	2	0

GOALTENDER	GP	MIN	GA	GAA	SO	W	L	OT	SA	SV%	GOALTENDER	GP	MIN	GA	GAA	SO	W	L	OT	SA	SV%
TOMAS VOKOUN	5	311	16	3.09	0	3	1	1	139	0.885	MATHIEU GARON	2	123	4	1.96	0	2	0	0	53	0.925
MICHAL NEUVIRTH	1	59	3	3.03	0	0	1	0	26	0.885	DWAYNE ROLOSON	3	184	10	3.26	0	1	1	1	95	0.895
											DUSTIN TOKARSKI	1	64	3	2.81	0	0	0	1	32	0.906

POWER PLAY	2-20 (10.0%)	PENALTY KILLING	18-22 (81.8%)	POWER PLAY	4-22 (18.2%)	PENALTY KILLING	18-20 (90.0%)
------------	--------------	-----------------	---------------	------------	--------------	-----------------	---------------



# Toronto Maple Leafs

## CLUB INFORMATION

**Founded** .....1917-18  
**Home Arena** .....Air Canada Centre (18,819)  
**Stanley Cups**..... 13 (most recent, 1967)  
**President and General Manager** ..... Brain Burke  
**Head Coach**.....Randy Carlyle  
**Assistant Coaches**..... Dave Farrish, Scott Gordon, Greg Cronin  
**Director of Media Relations**..... Pat Park  
 2011-12 Record ..... 35-37-10 (80 points)  
 2011-12 Finish..... 4th, Northeast Division  
 2011-12 Playoffs.....DNQ

Air Canada Centre  
 40 Bay Street, Suite 400  
 Toronto, Ont. M5J 2X2  
 416.815.5700,  
 Fax: 416.359.9331  
 mapleleaves.nhl.com



## 2012-13 MEETINGS

Jan. 31 at Toronto  
 Feb. 5 at Washington  
 April 16 at Washington

## ALL-TIME SERIES HISTORY

YEAR	TOTALS									HOME									AWAY								
	GP	W	L	T	OT	PTS	GF	GA		GP	W	L	T	OT	PTS	GF	GA	GP	W	L	T	OT	PTS	GF	GA		
74-75	5	1	4	0	-	2	13	21		3	1	2	0	-	2	8	9	2	0	2	0	-	0	5	12		
75-76	5	0	4	1	-	1	13	26		2	0	2	0	-	0	4	11	3	0	2	1	-	1	9	15		
76-77	5	3	2	0	-	6	15	21		3	3	0	0	-	6	14	8	2	0	2	0	-	0	1	13		
77-78	5	0	4	1	-	1	9	21		2	0	2	0	-	0	3	8	3	0	2	1	-	1	6	13		
78-79	4	1	1	2	-	4	16	19		2	1	0	1	-	3	9	8	2	0	1	1	-	1	7	11		
79-80	4	1	3	0	-	2	14	17		2	0	2	0	-	0	5	9	2	1	1	0	-	2	9	8		
80-81	4	3	1	0	-	6	23	13		2	2	0	0	-	4	13	5	2	1	1	0	-	2	10	8		
81-82	3	2	1	0	-	4	21	15		1	1	0	0	-	2	11	2	2	1	1	0	-	2	10	13		
82-83	3	2	1	0	-	4	11	9		2	1	1	0	-	2	6	6	1	1	0	0	-	2	5	3		
83-84	3	3	0	0	-	6	17	2		1	1	0	0	-	2	6	1	2	2	0	0	-	4	11	1		
84-85	3	2	0	1	-	5	11	4		2	1	0	1	-	3	7	3	1	1	0	0	-	2	4	1		
85-86	3	2	1	0	-	4	11	12		1	1	0	0	-	2	3	2	2	1	1	0	-	2	8	10		
86-87	3	2	1	0	-	4	16	12		2	2	0	0	-	4	14	4	1	0	1	0	-	0	2	8		
87-88	3	1	1	1	-	3	11	11		1	1	0	0	-	2	4	2	2	0	1	1	-	1	7	9		
88-89	3	2	1	0	-	4	7	5		2	1	1	0	-	2	4	3	1	1	0	0	-	2	3	2		
89-90	3	1	2	0	-	2	12	17		1	1	0	0	-	2	2	1	2	0	2	0	-	0	10	16		
90-91	3	1	2	0	-	2	10	13		2	1	1	0	-	2	7	8	1	0	1	0	-	0	3	5		
91-92	3	3	0	0	-	6	13	7		2	2	0	0	-	4	8	3	1	1	0	0	-	2	5	4		
92-93	2	2	0	0	-	4	9	6		1	1	0	0	-	2	3	1	1	1	0	0	-	2	6	5		
93-94	2	0	2	0	-	0	2	9		1	0	1	0	-	0	1	2	1	0	1	0	-	0	1	7		
94-95	Teams did not meet in 1994-95																										
95-96	2	1	1	0	-	2	5	9		1	1	0	0	-	2	4	3	1	0	1	0	-	0	1	6		
96-97	2	2	0	0	-	4	9	4		1	1	0	0	-	2	6	3	1	1	0	0	-	2	3	1		
97-98	2	2	0	0	-	4	9	4		1	1	0	0	-	2	5	3	1	1	0	0	-	2	4	1		
98-99	4	3	1	0	-	6	16	11		2	2	0	0	-	4	8	4	2	1	1	0	-	2	8	7		
99-00	4	1	2	1	0	3	14	15		2	1	1	0	0	2	8	7	2	0	1	1	0	1	6	8		
00-01	3	2	0	0	1	5	10	9		2	1	0	0	1	3	7	7	1	1	0	0	0	2	3	2		
01-02	4	1	2	1	0	3	11	13		2	0	1	1	0	1	5	6	2	1	1	0	0	2	6	7		
02-03	4	0	3	0	1	1	10	19		2	0	2	0	0	0	3	10	2	0	1	0	1	1	7	9		
03-04	4	0	2	2	0	2	7	11		2	0	1	1	0	1	4	5	2	0	1	1	0	1	3	6		
05-06	4	3	1	-	0	6	18	14		2	2	0	-	0	4	9	5	2	1	1	-	0	2	9	9		
06-07	4	2	2	-	0	4	9	13		2	1	1	-	0	2	6	8	2	1	1	-	0	2	3	5		
07-08	4	2	2	-	0	4	13	8		2	1	1	-	0	2	4	4	2	1	1	-	0	2	9	4		
08-09	4	2	1	-	1	5	9	7		2	1	1	-	0	2	5	3	2	1	0	-	1	3	4	4		
09-10	4	2	1	-	1	5	16	13		2	2	0	-	0	4	12	5	2	0	1	-	1	1	4	8		
10-11	4	3	0	-	1	7	16	12		2	1	0	-	1	3	9	9	2	2	0	-	0	4	7	3		
11-12	4	3	1	-	0	6	11	11		2	2	0	-	0	4	6	2	2	1	1	-	0	2	5	9		
<b>Totals</b>	<b>126</b>	<b>61</b>	<b>50</b>	<b>10</b>	<b>5</b>	<b>137</b>	<b>437</b>	<b>433</b>		<b>64</b>	<b>38</b>	<b>20</b>	<b>4</b>	<b>2</b>	<b>82</b>	<b>233</b>	<b>180</b>	<b>62</b>	<b>23</b>	<b>30</b>	<b>6</b>	<b>3</b>	<b>55</b>	<b>204</b>	<b>253</b>		

## SERIES INFORMATION

	Overall	at Washington	at Toronto
All-Time Series (W-L-T-OT)	WSH leads, 61-50-10-5	WSH leads, 38-20-4-2	WSH trails, 23-30-6-3
Current Streak	3 WSH wins (12/9/11-3/11/12)	1 TOR win (1/22/11)	2 WSH wins (1/22/11-4/5/11)
Last Washington Win	3/11/12 (2-0)	3/11/12 (2-0)	2/25/12 (4-2)
Last Toronto Win	11/19/11 (7-1)	12/6/10 (5-4 so)	11/19/11 (7-1)
Last Tie	12/19/03 (2-2)	12/19/03 (2-2)	10/13/03 (2-2)
Last Overtime Game	4/5/11 (W, 3-2 so)	12/6/10 (L, 5-4 so)	4/5/11 (W, 3-2 so)
Overtime Record	3-5-10	1-2-4	2-3-6
Last 10 Games (W-L-OT)	7-2-1	7-2-1	5-3-2
Longest Unbeaten Streak	8 (12/17/83-12/10/85)	7 (1/27/84-12/18/87)	6 (4/3/82-10/16/85)
Longest Winning Streak	7 (2/16/96-1/1/99)	6 (2/16/96-11/5/99)	6 (4/3/82-10/16/85)
Longest Winless Streak	8 (11/26/03-1/21/04)	7 (3/1/01-1/21/04)	12 (11/30/74-3/28/79)
Longest Losing Streak	4 (two times)	3 (two times)	4 (3/20/76-11/16/77)
Washington Shutouts (Last)	4 (11/1/91)	3 (11/1/91)	1 (1/28/84)
Toronto Shutouts (Last)	3 (3/6/07)	none	3 (3/6/07)
Last Washington Hat Trick	A. Ovechkin (1/22/11)	P. Bondra (2/1/01)	A. Ovechkin (1/22/11)
Last Toronto Hat Trick	G. Leeman (1/8/90)	none	G. Leeman (1/8/90)
Most Washington Goals	11 (12/11/81)	11 (12/11/81)	8 (two times)
Most Toronto Goals	10 (2/12/77)	7 (11/2/06)	10 (2/12/77)



# Toronto Maple Leafs

## 2011-12 WASHINGTON CAPITALS VS. TORONTO MAPLE LEAFS

CAPITALS WON SEASON SERIES 3-1-0 • TORONTO 1-3-0

TORONTO	MAPLE LEAFS	CAPITALS	ATTEND	GOALTENDERS	W. GOAL
JAN 22, 2011	1	4	19,554	BRADEN HOLTBY / JEAN-SEBASTIEN GIGUERE	ALEX OVECHKIN
APR 5, 2011	2	3	19,509	MICHAL NEUVIRTH / JAMES REIMER	MIKE KNUBLE
WASHINGTON	MAPLE LEAFS	CAPITALS	ATTEND	GOALTENDERS	W. GOAL
NOV 3, 2010	4	5	18,398	MICHAL NEUVIRTH / JONAS GUSTAVSSON	ALEX OVECHKIN
DEC 6, 2010	5	4	18,398	JONAS GUSTAVSSON / MICHAL NEUVIRTH	MIKHAIL GRABOVSKI

CAPITALS	GP	G	A	P	+/-	PIM	PP	SH	GW	EN	S	%	MAPLE LEAFS	GP	G	A	P	+/-	PIM	PP	SH	GW	EN	S	%
DENNIS WIDEMAN	4	2	3	5	-4	0	2	0	0	0	9	22.2	JOFFREY LUPUL	3	1	4	5	3	0	0	0	0	9	11.1	
BROOKS LAICH	4	3	1	4	1	2	1	1	1	0	12	25	TMI CONNOLLY	4	2	1	3	-3	0	0	0	0	6	33.3	
ALEXANDER SEMIN	4	1	2	3	-1	6	0	0	0	0	10	10	PHIL KESSEL	4	2	1	3	-1	2	0	0	0	14	14.3	
ALEX OVECHKIN	4	0	3	3	-4	0	0	0	0	0	22	0	CODY FRANSON	3	2	1	3	3	4	0	0	0	3	66.7	
MARCUS JOHANSSON	4	1	1	2	-2	0	0	0	0	0	3	33.3	TYLER BOZAK	4	1	2	3	0	0	0	0	0	5	20	
KEITH AUCOIN	2	1	1	2	0	0	0	0	0	0	6	16.7	NIKOLAI KULEMIN	4	0	2	2	2	0	0	0	0	6	0	
NICKLAS BACKSTROM	2	1	1	2	-1	4	1	0	1	0	6	16.7	DION PHANEUF	4	0	2	2	1	2	0	0	0	11	0	
JOHN CARLSON	4	0	2	2	1	2	0	0	0	0	8	0	MATT FRATTIN	4	1	0	1	0	0	0	0	0	7	14.3	
JEFF HALPERN	3	1	0	1	0	0	0	0	1	0	6	16.7	DAVID STECKEL	4	1	0	1	2	0	0	0	1	6	16.7	
MATHIEU PERREAULT	3	1	0	1	2	2	0	0	0	0	1	100	COLBY ARMSTRONG	3	1	0	1	0	2	0	1	0	2	50	
JASON CHIMERA	4	0	1	1	3	6	0	0	0	0	8	0	MATTHEW LOMBARDI	2	0	1	1	-1	0	0	0	0	0	0	0
JOEL WARD	4	0	1	1	1	2	0	0	0	0	1	0	JOE COLBORNE	1	0	1	1	1	0	0	0	0	0	0	0
MIKE KNUBLE	3	0	1	1	-2	0	0	0	0	0	5	0	JAKE GARDINER	4	0	0	0	-3	2	0	0	0	0	8	0
DMITRY ORLOV	3	0	1	1	-1	0	0	0	0	0	4	0	CARL GUNNARSSON	4	0	0	0	0	2	0	0	0	0	4	0
KARL ALZNER	4	0	0	0	3	0	0	0	0	0	2	0	JOHN-MICHAEL LILES	4	0	0	0	2	2	0	0	0	0	6	0
TROY BROUWER	4	0	0	0	-3	0	0	0	0	0	6	0	LUKE SCHENN	4	0	0	0	0	4	0	0	0	0	3	0
ROMAN HAMRLIK	3	0	0	0	0	0	0	0	0	0	2	0	JOEY CRABB	3	0	0	0	0	8	0	0	0	0	3	0
MATT HENDRICKS	3	0	0	0	0	4	0	0	0	0	10	0	MIKHAIL GRABOVSKI	3	0	0	0	-1	0	0	0	0	0	5	0
JEFF SCHULTZ	3	0	0	0	-1	2	0	0	0	0	1	0	CLARKE MACARTHUR	3	0	0	0	-1	0	0	0	0	0	8	0
JAY BEAGLE	2	0	0	0	1	0	0	0	0	0	2	0	PHILIPPE DUPIS	2	0	0	0	0	2	0	0	0	0	0	0
CODY EAKIN	2	0	0	0	0	0	0	0	0	0	0	0	CARTER ASHTON	1	0	0	0	0	0	0	0	0	0	3	0
JOHN ERSKINE	2	0	0	0	-1	2	0	0	0	0	0	0	MIKE BROWN	1	0	0	0	1	0	0	0	0	0	0	0
MIKE GREEN	1	0	0	0	2	2	0	0	0	0	1	0	MIKE KOMISAREK	1	0	0	0	-1	0	0	0	0	0	1	0
													COLTON ORR	1	0	0	0	0	0	0	0	0	0	0	0
													JAY ROSEHILL	1	0	0	0	0	2	0	0	0	0	0	0

GOALTENDER	GP	MIN	GA	GAA	SO	W	L	OT	SA	SV%	GOALTENDER	GP	MIN	GA	GAA	SO	W	L	OT	SA	SV%
MICHAL NEUVIRTH	3	194	10	3.08	0	2	0	1	77	.870	JONAS GUSTAVSSON	2	118	3	1.52	0	1	1	0	64	0.953
BRADEN HOLTBY	1	60	1	1.00	0	1	0	0	36	.972	JAMES REIMER	2	117	8	4.09	0	0	2	0	61	0.869

POWER PLAY	4-13 (30.8%)	PENALTY KILLING	9-12 (75.0%)	POWER PLAY	3-12 (25.0%)	PENALTY KILLING	9-13 (69.2%)
------------	--------------	-----------------	--------------	------------	--------------	-----------------	--------------



# Vancouver Canucks

## CLUB INFORMATION

**Founded** .....1970-71  
**Home Arena** ..... **Rogers Arena (18,910)**  
**Stanley Cups**.....**none**  
**President, General Manager and Alternate Governor**..... **Mike Gillis**  
**Head Coach**.....**Alain Vigneault**  
**Associate Coach / Assistant Coach**..... **Rick Bowness / Newell Brown**  
**Vice President, Communications & Community Partnerships** ..... **T.C. Carling**  
 2011-12 Record ..... 51-22-9 (111 points)  
 2011-12 Finish..... 1st, Northwest Division  
 2011-12 Playoffs..... W. conf. quarterfinals (def. by LAK, 4-1)

Rogers Arena  
 800 Griffiths Place  
 Vancouver, BC V6B 6G1  
 604.899.4600  
 Fax: 604.899.4640  
 www.canucks.com



## ALL-TIME SERIES HISTORY

YEAR	TOTALS									HOME									AWAY								
	GP	W	L	T	OT	PTS	GF	GA		GP	W	L	T	OT	PTS	GF	GA		GP	W	L	T	OT	PTS	GF	GA	
74-75	4	0	4	0	-	0	9	19		2	0	2	0	-	0	5	10		2	0	2	0	-	0	4	9	
75-76	4	0	4	0	-	0	9	21		2	0	2	0	-	0	5	10		2	0	2	0	-	0	4	11	
76-77	4	2	2	0	-	4	11	14		2	2	0	0	-	4	8	5		2	0	2	0	-	0	3	9	
77-78	4	0	4	0	-	0	7	16		2	0	2	0	-	0	4	9		2	0	2	0	-	0	3	7	
78-79	4	3	1	0	-	6	19	15		2	1	1	0	-	2	6	8		2	2	0	0	-	4	13	7	
79-80	4	3	1	0	-	6	17	13		2	2	0	0	-	4	9	5		2	1	1	0	-	2	8	8	
80-81	4	1	1	2	-	4	11	11		2	1	1	0	-	2	5	5		2	0	0	2	-	2	6	6	
81-82	3	1	1	1	-	3	11	11		2	1	0	1	-	3	11	8		1	0	1	0	-	0	0	3	
82-83	3	1	1	1	-	3	6	7		1	0	0	1	-	1	1	1		2	1	1	0	-	2	5	6	
83-84	3	2	1	0	-	4	13	11		2	1	1	0	-	2	7	7		1	1	0	0	-	2	6	4	
84-85	3	3	0	0	-	6	14	6		1	1	0	0	-	2	3	2		2	2	0	0	-	4	11	4	
85-86	3	2	0	1	-	5	11	8		2	2	0	0	-	4	7	4		1	0	0	1	-	1	4	4	
86-87	3	3	0	0	-	6	14	7		1	1	0	0	-	2	3	2		2	2	0	0	-	4	11	5	
87-88	3	3	0	0	-	6	13	6		2	2	0	0	-	4	10	4		1	1	0	0	-	2	3	2	
88-89	3	2	1	0	-	4	9	6		1	1	0	0	-	2	3	0		2	1	1	0	-	2	6	6	
89-90	3	0	2	1	-	1	7	12		2	0	2	0	-	0	3	8		1	0	0	1	-	1	4	4	
90-91	3	2	1	0	-	4	9	8		1	1	0	0	-	2	5	3		2	1	1	0	-	2	4	5	
91-92	3	1	1	1	-	3	11	10		2	1	0	1	-	3	10	7		1	0	1	0	-	0	1	3	
92-93	2	0	1	1	-	1	6	7		1	0	0	1	-	1	3	3		1	0	1	0	-	0	3	4	
93-94	2	2	0	0	-	4	7	4		1	1	0	0	-	2	3	2		1	1	0	0	-	2	4	2	
94-95	Teams did not meet in 1994-95																										
95-96	2	1	0	1	-	3	13	4		1	1	0	0	-	2	9	0		1	0	0	1	-	1	4	4	
96-97	2	2	0	0	-	4	9	3		1	1	0	0	-	2	4	1		1	1	0	0	-	2	5	2	
97-98	2	2	0	0	-	4	5	3		1	1	0	0	-	2	2	1		1	1	0	0	-	2	3	2	
98-99	2	0	2	0	-	0	2	6		1	0	1	0	-	0	1	2		1	0	1	0	-	0	1	4	
99-00	1	0	1	0	0	0	3	6		0	0	0	0	0	0	0	0		1	0	1	0	0	0	3	6	
00-01	2	2	0	0	0	4	7	5		1	1	0	0	0	2	3	2		1	1	0	0	0	2	4	3	
01-02	1	0	1	0	0	0	1	5		1	0	1	0	0	0	1	5		0	0	0	0	0	0	0	0	
02-03	1	0	1	0	0	0	0	6		0	0	0	0	0	0	0	0		1	0	1	0	0	0	0	6	
03-04	1	0	1	0	0	0	1	6		1	0	1	0	0	0	1	6		0	0	0	0	0	0	0	0	
05-06	Teams did not meet in 2005-06																										
06-07	1	0	0	-	1	1	2	3		0	0	0	-	0	0	0	0		1	0	0	-	1	1	2	3	
07-08	1	0	1	-	0	0	2	3		1	0	1	-	0	0	2	3		0	0	0	-	0	0	0	0	
08-09	1	1	0	-	0	2	5	1		1	1	0	-	0	2	5	1		0	0	0	-	0	0	0	0	
09-10	1	0	1	-	0	0	2	3		0	0	0	-	0	0	0	0		1	0	1	-	0	0	2	3	
10-11	1	0	1	-	0	0	2	4		1	0	1	-	0	0	2	4		0	0	0	-	0	0	0	0	
11-12	1	0	1	-	0	0	4	7		0	0	0	-	0	0	0	0		1	0	1	-	0	0	4	7	
<b>Totals</b>	<b>85</b>	<b>39</b>	<b>36</b>	<b>9</b>	<b>1</b>	<b>88</b>	<b>272</b>	<b>277</b>		<b>43</b>	<b>23</b>	<b>16</b>	<b>4</b>	<b>0</b>	<b>50</b>	<b>141</b>	<b>128</b>		<b>41</b>	<b>16</b>	<b>20</b>	<b>5</b>	<b>1</b>	<b>38</b>	<b>131</b>	<b>149</b>	

## SERIES INFORMATION

All-Time Series (W-L-T-OT)  
 Current Streak  
 Last Washington Win  
 Last Vancouver Win  
 Last Tie  
 Last Overtime Game  
 Overtime Record  
 Last 10 Games (W-L-T-OT)  
 Longest Unbeaten Streak  
 Longest Winning Streak  
 Longest Winless Streak  
 Longest Losing Streak  
 Washington Shutouts (Last)  
 Vancouver Shutouts (Last)  
 Last Washington Hat Trick  
 Last Vancouver Hat Trick  
 Most Washington Goals  
 Most Vancouver Goals

### Overall

WSH leads, 39-36-9-1  
 3 VAN wins (12/18/09-10/29/11)  
 10/13/08 (5-1)  
 10/29/11 (7-4)  
 2/10/96 (4-4)  
 10/27/06 (L, 3-2 so)  
 4-1-9  
 2-7-1  
 13 (10/28/84-10/25/88)  
 7 (10/28/86-10/25/88)  
 9 (12/17/74-10/13/76)  
 9 (12/17/74-10/13/76)  
 2 (3/12/96)  
 2 (3/23/03)  
 M. Gartner (2/20/87)  
 D. Lever (2/1/75)  
 9 (3/12/96)  
 7 (two times)

### at Washington

WSH leads, 23-16-4-0  
 1 VAN win (1/14/11)  
 10/13/08 (5-1)  
 1/14/11 (4-2)  
 3/2/93 (3-3)  
 11/22/00 (W, 3-2)  
 2-0-4  
 5-5-0-0  
 8 (2/5/91-11/4/97)  
 7 (2/26/85-3/5/89)  
 4 (1/23/75-1/6/76)  
 4 (1/23/75-1/6/76)  
 2 (3/12/96)  
 none  
 none  
 none  
 9 (3/12/96)  
 7 (3/2/75)

### at Vancouver

WSH trails, 16-20-5-1  
 4 VAN wins (3/23/03-10/29/11)  
 2/14/01 (4-3 ot)  
 10/29/11 (7-4)  
 2/10/96 (4-4)  
 10/27/06 (L, 3-2 so)  
 2-1-5  
 3-5-1-1  
 9 (2/18/83-10/25/88)  
 4 (two times)  
 8 (12/17/74-1/31/78)  
 8 (12/17/74-1/31/78)  
 none  
 2 (3/23/03)  
 M. Gartner (2/20/87)  
 D. Lever (2/1/75)  
 7 (12/9/78)  
 7 (10/14/75)



# Vancouver Canucks

## 2011-12 WASHINGTON CAPITALS VS. VANCOUVER CANUCKS

CAPITALS LOST SEASON SERIES, 0-1-0 • VANCOUVER 1-0-0

**VANCOUVER**                      **CANUCKS**                      **CAPITALS**                      **ATTEND**                      **GOALTENDERS**                      **W. GOAL**  
 OCT 29, 2011                      7                      4                      18,860                      ROBERTO LUONGO / MICHAL NEUVIRTH                      HENRIK SEDIN

<b>CAPITALS</b>													<b>CANUCKS</b>												
GP	G	A	P	+/-	PIM	PP	SH	GW	EN	S	%	GP	G	A	P	+/-	PIM	PP	SH	GW	EN	S	%		
ALEX OVECHKIN	1	2	0	2	0	2	1	0	0	0	5	40.0	ALEXANDER EDLER	1	2	1	3	3	0	1	0	0	0	6	33.3
NICKLAS BACKSTROM	1	0	2	2	0	0	0	0	0	0	1	0.0	MAXIM LAPIERRE	1	2	0	2	3	0	0	0	0	0	6	33.3
MARCUS JOHANSSON	1	1	0	1	-1	0	0	0	0	0	3	33.3	CHRISTOPHER HIGGINS	1	2	0	2	1	0	1	0	0	0	3	66.7
MIKE KNUBLE	1	1	0	1	-1	0	0	0	0	0	2	50.0	HENRIK SEDIN	1	1	1	2	2	0	0	0	1	0	1	100.0
TROY BROUWER	1	0	1	1	1	2	0	0	0	0	5	0.0	RYAN KESLER	1	0	2	2	0	2	0	0	0	0	4	0.0
DENNIS WIDEMAN	1	0	1	1	1	0	0	0	0	0	1	0.0	KEVIN BIEKSA	1	0	2	2	2	0	0	0	0	0	3	0.0
JOHN CARLSON	1	0	1	1	-1	0	0	0	0	0	6	0.0	DAN HAMHUIS	1	0	2	2	2	2	0	0	0	0	1	0.0
JEFF SCHULTZ	1	0	0	0	0	0	0	0	0	0	2	0.0	JANNIK HANSEN	1	0	1	1	0	0	0	0	0	0	1	0.0
ALEXANDER SEMIN	1	0	0	0	-2	2	0	0	0	0	2	0.0	DAVID BOOTH	1	0	1	1	-1	0	0	0	0	0	6	0.0
BROOKS LAICH	1	0	0	0	-2	0	0	0	0	0	0	0.0	DANIEL SEDIN	1	0	1	1	2	0	0	0	0	0	4	0.0
MATT HENDRICKS	1	0	0	0	0	0	0	0	0	0	0	0.0	MANNY MALHOTRA	1	0	1	1	-1	0	0	0	0	0	0	0.0
JOEL WARD	1	0	0	0	-1	2	0	0	0	0	0	0.0	SAMI SALO	1	0	1	1	1	2	0	0	0	0	0	0.0
JEFF HALPERN	1	0	0	0	-2	2	0	0	0	0	0	0.0	DALE WEISE	1	0	1	1	1	0	0	0	0	0	2	0.0
JASON CHIMERA	1	0	0	0	-1	0	0	0	0	0	3	0.0	CODY HODGSON	1	0	0	0	-1	0	0	0	0	0	3	0.0
ROMAN HAMRLIK	1	0	0	0	-1	0	0	0	0	0	2	0.0	ALEXANDER SULZER	1	0	0	0	0	2	0	0	0	0	0	0.0
KARL ALZNER	1	0	0	0	-2	0	0	0	0	0	0	0.0	ALEXANDRE BURROWS	1	0	0	0	2	0	0	0	0	0	1	0.0
SEAN COLLINS	1	0	0	0	-2	0	0	0	0	0	0	0.0	KEITH BALLARD	1	0	0	0	-2	0	0	0	0	0	2	0.0
MATHIEU PERREAULT	1	0	0	0	0	0	0	0	0	0	0	0.0	AARON VOLPATTI	1	0	0	0	1	0	0	0	0	0	0	0.0

<b>GOALTENDER</b>											<b>GOALTENDER</b>										
GP	MIN	GA	GAA	SO	W	L	OT	SA	SV%	GP	MIN	GA	GAA	SO	W	L	OT	SA	SV%		
TOMAS VOKOUN	1	20	3	9.00	0	0	0	0	17	.824	ROBERTO LUONGO	1	59	4	4.01	0	1	0	0	32	.875
MICHAL NEUVIRTH	1	40	4	6.00	0	0	1	0	26	.846											

POWER PLAY	1 - 4 (25%)	PENALTY KILLING	3 - 5 (60%)	POWER PLAY	2 - 5 (40%)	PENALTY KILLING	3 - 4 (75%)
------------	-------------	-----------------	-------------	------------	-------------	-----------------	-------------





# Winnipeg Jets

## CLUB INFORMATION

**Founded** ..... 1999-00 (ATL), 2011-12 (WPG)  
**Home Arena** ..... MTS Centre (15,015)  
**Stanley Cups** ..... none  
**President & Chief Executive Officer** ..... Jim Ludlow  
**Executive Vice President & General Manager** ..... Kevin Cheveldayoff  
**Head Coach** ..... Claude Noel  
**Assistant Coaches** ..... Charlie Huddy, Pascal Vincent, Perry Pearn  
**Senior Director, Corporate Communications** ..... Scott Brown  
 2010-11 Record ..... 37-35-10 (84 points)  
 2010-11 Finish ..... 4th, Southeast Division  
 2010-11 Playoffs ..... DNQ

MTS Centre  
 300 Portage Avenue  
 Winnipeg, MB, R3C 5S4  
 204.926.5599  
 Fax: 204.926.5555  
 www.winnipegjets.com



## 2012-13 MEETINGS

Jan. 22 at Washington  
 March 2 at Winnipeg  
 March 21 at Winnipeg  
 March 22 at Winnipeg  
 April 23 at Washington

## ALL-TIME SERIES HISTORY

YEAR	TOTALS									HOME									AWAY								
	GP	W	L	T	OT	PTS	GF	GA		GP	W	L	T	OT	PTS	GF	GA		GP	W	L	T	OT	PTS	GF	GA	
99-00	5	4	1	0	0	8	18	7		2	2	0	0	0	4	8	2		3	2	1	0	0	4	10	5	
00-01	5	2	1	2	0	6	14	10		3	2	0	1	0	5	10	5		2	0	1	1	0	1	4	5	
01-02	5	3	1	1	0	7	14	6		2	2	0	0	0	4	8	2		3	1	1	1	0	3	6	4	
02-03	5	3	1	1	0	7	26	19		3	2	0	1	0	5	17	13		2	1	1	0	0	2	9	6	
03-04	6	2	3	1	0	5	16	15		3	1	1	1	0	3	7	7		3	1	2	0	0	2	9	8	
05-06	8	3	4	-	1	7	26	39		4	2	2	-	0	4	14	18		4	1	2	-	1	3	12	21	
06-07	8	3	3	-	2	8	22	25		4	1	2	-	1	3	11	14		4	2	1	-	1	5	11	11	
07-08	8	4	2	-	2	10	22	20		4	2	2	-	0	4	11	11		4	2	0	-	2	6	11	9	
08-09	6	4	2	-	0	8	24	24		3	3	0	-	0	6	15	10		3	1	2	-	0	2	9	14	
09-10	6	6	0	-	0	12	29	13		3	3	0	-	0	6	12	5		3	3	0	-	0	6	17	8	
10-11	6	2	4	-	0	4	13	20		3	2	1	-	1	4	10	7		3	0	3	-	0	0	2	10	
11-12	6	2	2	-	2	4	13	17		3	1	0	-	2	3	9	10		3	1	2	-	0	2	4	7	
<b>Totals</b>	<b>71</b>	<b>38</b>	<b>24</b>	<b>5</b>	<b>7</b>	<b>86</b>	<b>237</b>	<b>236</b>		<b>37</b>	<b>23</b>	<b>8</b>	<b>3</b>	<b>4</b>	<b>51</b>	<b>132</b>	<b>104</b>		<b>37</b>	<b>15</b>	<b>16</b>	<b>2</b>	<b>4</b>	<b>36</b>	<b>102</b>	<b>98</b>	

## SERIES INFORMATION

All-Time Series (W-L-T-OT)  
 Current Streak  
 Last Washington Win  
 Last Winnipeg Win  
 Last Tie  
 Last Overtime Game  
 Overtime Record  
 Last 10 Games (W-L-OT)  
 Longest Unbeaten Streak  
 Longest Winning Streak  
 Longest Winless Streak  
 Longest Losing Streak  
 Washington Shutouts (Last)  
 Winnipeg Shutouts (Last)  
 Last Washington Hat Trick  
 Last Winnipeg Hat Trick  
 Most Washington Goals  
 Most Winnipeg Goals

### Overall

WSH leads, 38-24-5-7  
 3 WPG wins (2/9/12-3/23/12)  
 12/15/11 (1-0)  
 3/23/12 (4-3 ot)  
 3/20/04 022  
 3/23/12 (L, 4-3 ot)  
 7-8-5  
 2-5-3  
 8 (4/5/09-4/9/10)  
 8 (4/5/09-4/9/10)  
 5 (3/14/04-10/8/05)  
 4 (10/14/06-11/22/06)  
 5 (12/16/03)  
 4 (1/26/11)  
 A. Semin (10/23/10)  
 I. Kovalchuk (12/6/02)  
 8 (1/9/10)  
 8 (10/8/05)

### at Washington

WSH leads, 23-8-3-4  
 2 WPG wins (2/9/12-3/23/12)  
 11/23/11 (4-3 ot)  
 3/23/12 (4-3 ot)  
 3/20/04 (2-2)  
 3/23/12 (L, 4-3 ot)  
 4-4-3  
 5-3-2  
 10 (1/8/00-3/6/03)  
 7 (3/14/08-4/9/10)  
 3 (10/14/06-11/22/06)  
 3 (10/14/06-11/22/06)  
 2 (11/10/01)  
 1 (2/2/08)  
 A. Semin (10/23/10)  
 I. Kovalchuk (12/6/02)  
 7 (12/6/02)  
 7 (10/7/05)

### at Winnipeg

WSH trails, 15-16-2-4  
 1 WPG win (3/16/12)  
 12/15/11 (1-0)  
 3/16/12 (3-2)  
 12/6/01 (3-3)  
 2/13/00 (L, 3-2 so)  
 2-4-2  
 5-5-0  
 4 (4/7/09-4/9/10)  
 4 (4/7/09-4/9/10)  
 3 (three times)  
 3 (three times)  
 3 (12/16/03)  
 3 (1/26/11)  
 A. Ovechkin (12/15/06)  
 none  
 8 (1/9/10)  
 8 (10/8/05)

# Winnipeg Jets

## 2011-12 WASHINGTON CAPITALS VS. WINNIPEG JETS

CAPITALS LOST SEASON SERIES 2-2-2 • WINNIPEG 4-0-2

WINNIPEG	JETS	CAPITALS	ATTEND	GOALTENDERS	W. GOAL
NOV. 17, 2011	4	1	15,004	ONDREJ PAVELEC/TOMAS VOKOUN	EVANDER KANE
DEC. 15, 2011	0	1	15,004	ONDREJ PAVELEC/MICHAL NEUVIRTH	ALEX OVECHKIN
MAR. 16, 2012	3	2	15,004	ONDREJ PAVELEC/TOMAS VOKOUN	DUSTIN BYFUGLIEN

WASHINGTON	JETS	CAPITALS	ATTEND	GOALTENDERS	W.GOAL
NOV. 23, 2011	3	4	18,506	TOMAS VOKOUN/ONDREJ PAVELEC	JASON CHIMERA
FEB. 9, 2012	3	2	18,506	TOMAS VOKOUN/ONDREJ PAVELEC	BRYAN LITTLE
MAR. 23, 2012	4	3	18,506	MICHAL NEUVIRTH/ONDREJ PAVELEC	TIM STAPLETON

CAPITALS	GP	G	A	P	+/-	PIM	PP	SH	GW	EN	S	%	JETS	GP	G	A	P	+/-	PIM	PP	SH	GW	EN	S	%
ALEX OVECHKIN	6	4	2	6	2	0	1	0	1	0	29	13.8	DUSTIN BYFUGLIEN	6	2	3	5	1	2	1	0	1	0	28	7.1
JASON CHIMERA	6	3	2	5	2	4	0	0	1	0	18	16.7	ANDREW LADD	6	2	3	5	1	2	0	0	0	0	15	13.3
ALEXANDER SEMIN	6	3	2	5	2	2	1	0	0	0	18	16.7	EVANDER KANE	6	3	1	4	0	0	1	0	1	0	15	20
BROOKS LAICH	6	1	3	4	3	15	0	0	0	0	11	9.1	KYLE WELLWOOD	5	2	2	4	-2	0	1	0	0	0	8	25
MARCUS JOHANSSON	6	0	3	3	-4	0	0	0	0	0	3	0	BLAKE WHEELER	6	1	3	4	2	6	1	0	0	0	17	5.9
DENNIS WIDEMAN	6	0	3	3	0	4	0	0	0	0	18	0	TIM STAPLETON	4	1	3	4	4	0	0	0	1	0	1	100
MATHIEU PERREAULT	5	1	1	2	-1	4	1	0	0	0	4	25	BRYAN LITTLE	6	2	1	3	1	4	0	0	0	0	9	22.2
NICKLAS BACKSTROM	3	1	1	2	2	0	0	0	0	0	7	14.3	NIK ANTROPOV	4	1	1	1	2	2	0	0	0	0	3	33.3
KARL ALZNER	6	0	1	1	-2	0	0	0	0	0	7	0	SPENCER MACHACEK	1	1	1	2	2	0	0	0	0	0	1	100
TROY BROUWER	6	0	1	1	0	4	0	0	0	0	6	0	BEN MAXWELL	1	1	1	2	2	0	0	0	0	0	2	50
JOHN CARLSON	6	0	1	1	-3	0	0	0	0	0	10	0	ALEX BURMISTROV	5	0	2	2	0	0	0	0	0	0	7	0
JEFF HALPERN	5	0	1	1	-3	2	0	0	0	0	5	0	ZACH BOGOSIAN	5	0	1	1	1	2	0	0	0	0	15	0
MIKE KNUBLE	5	0	1	1	-1	6	0	0	0	0	2	0	TOBIAS ENSTROM	3	0	1	1	2	4	0	0	0	0	6	0
DMITRY ORLOV	4	0	1	1	1	0	0	0	0	0	9	0	MARK FLOOD	3	0	1	1	1	0	0	0	0	0	4	0
ROMAN HAMRLIK	5	0	0	0	-1	4	0	0	0	0	5	0	ANTTI MIETTINEN	3	0	1	1	1	0	0	0	0	0	8	0
MATT HENDRICKS	5	0	0	0	-2	0	0	0	0	0	5	0	TANNER GLASS	6	0	0	0	-2	4	0	0	0	0	5	0
JEFF SCHULTZ	5	0	0	0	0	0	0	0	0	0	4	0	JIM SLATER	6	0	0	0	-2	5	0	0	0	0	6	0
JOEL WARD	4	0	0	0	-2	0	0	0	0	0	7	0	MARK STUART	6	0	0	0	-3	8	0	0	0	0	2	0
KEITH AUCOIN	3	0	0	0	-1	0	0	0	0	0	1	0	RON HAINSEY	5	0	0	0	4	6	0	0	0	0	5	0
JAY BEAGLE	3	0	0	0	0	0	0	0	0	0	2	0	ERIC FEHR	4	0	0	0	-3	0	0	0	0	0	8	0
CODY EAKIN	3	0	0	0	-1	0	0	0	0	0	3	0	JOHNNY ODUYA	4	0	0	0	-2	4	0	0	0	0	1	0
JOHN ERSKINE	2	0	0	0	1	7	0	0	0	0	0	0	CHRIS THORBURN	4	0	0	0	0	5	0	0	0	0	4	0
MIKE GREEN	2	0	0	0	0	0	0	0	0	0	2	0	JASON JAFFRAY	3	0	0	0	-1	0	0	0	0	0	3	0
													RANDY JONES	2	0	0	0	-1	0	0	0	0	0	0	0
													GRANT CLITSOME	1	0	0	0	0	0	0	0	0	0	2	0
													AARON GAGNON	1	0	0	0	0	0	0	0	0	0	1	0
													CARL KLINGBERG	1	0	0	0	0	0	0	0	0	0	1	0
													ARTURS KULDA	1	0	0	0	1	2	0	0	0	0	2	0

GOALTENDER	GP	MIN	GA	GAA	SO	W	L	OT	SA	SV%	GOALTENDER	GP	MIN	GA	GAA	SO	W	L	OT	SA	SV%		
MICHAL NEUVIRTH	3	181	8	2.65	1	1	1	1	99	0.919	ONDREJ PAVELEC	6	368	13	2.12	0	4	1	1	176	0.926		
TOMAS VOKOUN	4	186	8	2.58	0	1	1	1	80	0.900													

POWER PLAY	3-20 (15.0%)	PENALTY KILLING	17-21 (81.0%)	POWER PLAY	4-22 (18.2%)	PENALTY KILLING	18-20 (90.0%)
------------	--------------	-----------------	---------------	------------	--------------	-----------------	---------------



# MISCELLANEOUS



# NHL Directory



**Gary Bettman**

## NHL OFFICES

**NHL New York  
NHL Enterprises, L.P.  
& NHL Productions/NHL Images**  
1185 Avenue of the Americas  
New York, NY 10036  
Phone: 212-789-2000  
Fax: 212-789-2020  
PR Fax: 212-789-2070

**NHL Montréal**  
1800 McGill College Avenue  
Suite 2600  
Montréal, Québec, H3A 3J6  
Phone: 514-841-9220  
Fax: 514-841-1070

**NHL Toronto & NHL Enterprises  
Canada, L.P.**  
50 Bay Street, 11th Floor  
Toronto, Ontario, M5J 2X8  
Phone: 416-359-7900  
Fax: 416-981-2769

## NHL EXECUTIVE DIRECTORY

Commissioner ..... Gary B. Bettman  
Deputy Commissioner ..... William Daly  
Chief Operating Officer ..... John Collins  
Senior Executive Vice President of Hockey Operations ..... Colin Campbell

## NHL COMMUNICATIONS DIRECTORY



**Bill Daly**

GARY MEAGHER, Executive Vice President, Communications (Toronto)  
O: 416-359-7960, C: 416-729-4700, gmeagher@nhl.com

FRANK BROWN, Group Vice President, Media Relations  
O: 212-789-2042, C: 347-853-4390, fbrown@nhl.com

JOHN DELLAPINA, Vice President, Communications  
O: 212-789-2115, C: 917-363-7988, jdellapina@nhl.com

JAMEY HORAN, Vice President, Player Development & Event Communications  
O: 212-789-2785, C: 646-652-9981, jhoran@nhl.com

BENNY ERCOLANI, Statistician & Information Officer (Toronto)  
O: 416-359-7963, C: 416-729-5666, bercolani@nhl.com

GREG INGLIS, Senior Director, News Services  
O: 212-789-2065, C: 347-853-2461, ginglis@nhl.com

NIRVA MILORD, Director, Communications  
O: 212-789-2123, C: 917-715-6187, nmilord@nhl.com

JULIE YOUNG, Director, Communications (Toronto)  
O: 416-359-7964, C: 416-605-3550, jyoung@nhl.com

SCHUYLER BAEHMAN, Senior Manager, Player Development & Event Communications  
O: 212-789-2097, C: 908-917-0456, sbaehman@nhl.com

DAVID KEON, Senior Manager, Communications (Toronto)  
O: 416-359-7962, C: 416-729-5665, dkeon@nhl.com

KERRY McGOVERN, Senior Manager, Corporate Communications  
O: 212-789-2172, C: 347-853-6009, kmcgovern@nhl.com

JENNIFER MOAD, Senior Manager, Communications (Toronto)  
O: 416-359-7961, C: 416-527-2852, jmoad@nhl.com

TREVOR BJERGSO, Manager, Social Media (Toronto)  
O: 416-359-7965, C: 416-540-5306, tbjergso@nhl.com

JOSH BERNSTEIN, Coordinator, Communications  
O: 212-789-2609, jbrpr@nhl.com

NICOLE BUCKLEY, Coordinator, Player Development & Event Communications  
O: 212-789-2066, nicbuckley@nhl.com

ERICA YAKOBZON, Coordinator, Corporate Communications  
O: 212-789-2157, eyakobzon@nhl.com

KIRSTIN MENDE, Assistant, Player Development & Event Communications  
O: 212-789-2052, kmende@nhl.com



# NHL ON-ICE OFFICIALS

## REFEREES

*BURCHELL, Darcy.....	42
CHARRON, Francis.....	6
DEVORSKI, Paul.....	10
DWYER, Gord.....	19
FURLATT, Eric.....	27
*HANSON, Trevor.....	47
HASENFRATZ, Mike.....	2
HEBERT, Ghislain.....	22
*HEBERT, Jean.....	43
JACKSON, Dave.....	8
JOANNETTE, Marc.....	25
KIMMERLY, Greg.....	18
*KNORR, Trent.....	44
KOWAL, Tom.....	32
KOZARI, Steve.....	40
L'ECUYER, Frederick.....	17
LARUE, Dennis.....	14
LEE, Chris.....	28
LEGGO, Mike.....	3
*LEMELIN, Mark.....	41
*LEWIS, Dave.....	46
*LUXMORE, Thomas John.....	49

MARTELL, Rob.....	26
MCCAULEY, Wes.....	4
*MCISAAC, Jon.....	45
MEIER, Brad.....	34
MORTON, Dean.....	36
O'HALLORAN, Dan.....	13
O'ROURKE, Dan.....	9
PEEL, Tim.....	20
POCHMARA, Brian.....	16
POLLOCK, Kevin.....	33
REHMAN, Kyle.....	37
ROONEY, Chris.....	5
*SKILLITER, Graham.....	48
ST-LAURENT, Francois.....	38
ST. PIERRE, Justin.....	12
SUTHERLAND, Kelly.....	11
VAN MASSENHOVEN, Don.....	21
WALKOM, Stephen.....	24
WALSH, Ian.....	29
WATSON, Brad.....	23

\* minor league official

## LINESMEN

AMELL, Derek.....	75
BARTON, Steve.....	59
BRISEBOIS, David.....	96
CAMERON, Lonnie.....	74
CHAMPOUX, Pierre.....	67
CHERREY, Scott.....	50
CORMIER, Michel.....	76
CVIK, Mike.....	88
DEVORSKI, Greg.....	54
DRISCOLL, Scott.....	68
GALLOWAY, Ryan.....	82
GIBBS, Darren.....	66
*GRANDT, John.....	98
HENDERSON, Don.....	91
HEYER, Shane.....	55
KOVACHIK, Brad.....	71
LAZAROWICH, Brad.....	86
MACH, Brian.....	78
MACPHERSON, Matt.....	83

MCELMAN, Andy.....	90
MILLER, Steve.....	89
MORIN, Jean.....	97
*MURCHISON, Kiel.....	79
MURPHY, Brian.....	93
MURRAY, Jonny.....	95
NANSEN, Derek.....	70
NELSON, Thor.....	80
NOWAK, Tim.....	77
PANCICH, Bryan.....	94
RACICOT, Pierre.....	65
RODY, Vaughan.....	73
SERICOLO, Anthony.....	84
SHARRERS, Jay.....	57
SHEWCHYK, Mark.....	92
WHELER, Mark.....	56



# Television Broadcasters



## JOE BENINATI Television Play-by-Play

Joe Beninati, 46, is working his 19th season of National Hockey League TV play-by-play with the Washington Capitals as the lead voice with Comcast Sportsnet (CSN).

In addition to his hockey duties in the nation's capital, he spent six seasons describing the action for the NHL's national cable television package on Versus (VS). In past years, he has freelanced with ESPN, NHL Radio, and WFAN-New York broadcasts during the regular season, Stanley Cup Playoffs, and World Cup of Hockey. In 2002 and 2006 he provided radio play-by-play for Westwood One coverage of the Olympic men's hockey tournament in Salt Lake City and Torino. He has called select men's college hockey games on College Sports Television (CSTV), now CBS Sports Network, as well as the NCAA Men's Hockey Tournament on ESPNU.

Joe graduated to the NHL in 1994 after five seasons of Radio/TV play-by-play in the American Hockey League holding jobs in Portland, Maine and Providence, Rhode Island. Prior to joining the professional ranks he was sports information director for two years at his alma mater Bowdoin College in Brunswick, Maine.

On the football gridiron, Beninati was at the mic' for four seasons of Mountain West and PAC-10 Conference football on Versus. His prior TV football credits include Maryland, Navy, CAA, and select FCS games on CSN and CN-8. He spent four seasons working select major college football games nationally on Westwood One Radio.

A seven-time Capital Region Emmy Award winner for excellence in play-by-play, Joe has delivered numerous ACC and CAA college events for Comcast Sportsnet, covering seven different sports. In past years, he has filled-in as a TV play-by-play man for Baltimore Orioles baseball on CSN. This past summer was his second covering the Washington Kastles in World Team Tennis.

Beninati is recognized as one of the leading announcers in the sport of lacrosse. He calls collegiate regular season and NCAA Tournament action on ESPN and ESPNU. At the pro level, this past summer was his 11th detailing the play for ESPN's Major League Lacrosse.

His resume includes two seasons of radio play-by-play with the Washington Mystics of the WNBA and fill-in radio work with the Washington Wizards in the NBA. A 1987 graduate of Bowdoin, Joe has a bachelor's degree in biology. He is single and resides in Vienna, VA.



## AL KOKEN Television Analyst

Al Koken is in his 28th season covering the Washington Capitals hockey for television broadcasts. Koken has been a color analyst, play-by-play announcer and rinkside reporter during his career covering the Capitals, which started in 1984-85. He returns to the Comcast SportsNet broadcast team this season to offer ice-level insight and interviews with team members and other hockey personalities. In addition to his Capitals coverage, "Smokin' Al" Koken has served a variety of

roles including play-by-play announcer, sideline reporter and studio host for broadcasts of the NBA's Washington Wizards, MLB's Baltimore Orioles and NCAA basketball.

He can be heard regularly on 106.7 The Fan as their Hockey Insider and show host. During his distinguished Washington sports journalism career spanning more than 30 years, Koken has also served as a print journalist for UPI and the Washington Star and sports anchor for TV stations WUSA and WTTG, as well as radio stations WTOP and WTEM. In addition to his work on Comcast SportsNet during and after Capitals games, Koken has also worked with ESPN and Fox Sports over the years.

A native of St. Louis, Mo., Koken has a degree in government and political science from American University.



## CRAIG LAUGHLIN Television Analyst

Craig Laughlin is celebrating his 23rd season in the booth and 29th season in the Capitals organization as a player or broadcaster. With 10 years of professional playing experience in the NHL and Europe, Laughlin brings to the audience his unique understanding of the game, offering insightful, entertaining and expert analysis on Comcast SportsNet. He also served as an analyst on the NHL Network during the 2008 Stanley Cup playoffs.

Following four years of NCAA Division I play at Clarkson University, Laughlin began his professional career with the Montreal Canadiens in 1979-80. He joined the Capitals for the 1982-83 season, arriving as part of the blockbuster trade that brought Rod Langway to D.C. Laughlin remains one of the select few players in Capitals history to have played 400 games with the club and ranks 22nd among the franchise's all-time scoring leaders. His tenure with Washington was highlighted by a 30-goal, 75-point season in 1985-86. Laughlin completed his NHL career having appeared in 549 games, recording 136 goals and 205 assists while playing for Montreal, Washington, Los Angeles and Toronto. He played his final season in Landshut, Germany, in 1989-90 before retiring as a player and moving to the broadcast booth.

Laughlin has been involved in a number of business ventures in addition to broadcasting and remains active in area youth hockey programs. He is president of Network Hockey, a year-round hockey development program for aspiring hockey players and is president of hockey operations for the Frederick Freeze junior programs. He also served as co-owner and general manager of the ECHL's Richmond Renegades, winning a Riley Cup championship in 1995.



## JILL SORENSON Television Reporter

Jill Sorenson has established a reputation as one of the area's most respected media members throughout a decade-long tenure covering the region as a television journalist, including seven years as an anchor and reporter for Comcast SportsNet.

Sorenson serves as Comcast SportsNet's television beat reporter covering the Washington Capitals. In this position, she leads the network's coverage of the Capitals, reporting on all team-related news for GEICO SportsNet Central and Washington Post Live. She also contributes to the network's live game coverage of the Capitals, including Capitals PostGame Live. In 2012 Sorenson won an Emmy Award for her reporting on the piece "Remembering 9/11 Bruce Boudreau: A Change of Plans."

Sorenson returned to the role of Capitals television beat reporter in August 2010 after serving as an anchor and reporter for the network since 2005. Sorenson, who led the Comcast SportsNet's coverage of the Capitals from 2005 to 2007, spent four years as the Capitals beat reporter for WRC-TV (NBC) from 2000 to 2004, where she was a sports anchor and reporter.

Prior to joining Comcast SportsNet, Sorenson was a news anchor and reporter for WTTG-TV (FOX), where she won an Associated Press Award for her reporting. A two-time Emmy Award-nominee, she claimed the top prize for sports series in 2000 for her work with WRC. Prior to arriving in Washington, she also served as a sports anchor and reporter at WDIO-TV (ABC) in Duluth, Minn.

A graduate of Brown University, Sorenson earned degrees in English and Hispanic Studies and was a member of the school's soccer team. She resides in Montgomery County, Md., with her husband, Matt, and two children.

# Radio Broadcasters



## **JOHN WALTON** Director of Broadcasting/Radio Play-by-Play Announcer

John Walton enters his second season as the radio play-by-play voice of the Washington Capitals, and also serves as the team's director of broadcasting. In addition to radio play-by-play, Walton also hosts video coverage on the team's website on Caps365 at WashingtonCaps.com.

Prior to joining the Capitals Walton, 39, was the senior manager of communications for Washington's American Hockey League affiliate in Hershey, where he called the action for the Bears for nine seasons. He called his 1,000th AHL broadcast on Jan. 26, 2011, against Springfield at Giant Center.

In addition to his play-by-play work for the Capitals, Walton also does television play-by-play for college hockey on the NBC Sports Network. In 2011-12, Walton broadcast the Hockey East Tournament from TD Garden in Boston, as well as several other games on NBC's "Friday Night Ice."

Walton called three Calder Cup championship seasons for the Bears in 2006, 2009 and 2010 with the 2010 telecast of Hershey's win over the Texas Stars featuring his play-by-play work. The game was carried nationwide by NHL Network, and also shown live locally on Comcast SportsNet. He served as the sideline reporter, alongside Mike "Doc" Emrick and Craig Laughlin, for the 2011 AHL All-Star Classic, televised to a national audience.

In addition to hockey, Walton served as the public address announcer for the Cincinnati Reds from 1996-2002 at Riverfront Stadium/Cinergy Field. He announced over 500 Major League Baseball games during his time in the Queen City, including the 1999 one-game playoff between the Reds and the New York Mets. During his time in Cincinnati, he was also the first play-by-play voice of the AHL's Cincinnati Mighty Ducks from 1997-2000 and also served as a sports anchor for 700 WLW Radio, the region's top news/talk station.

Walton began his hockey play-by-play career at Miami University in Oxford, Ohio, where he was the Voice of the Redskins from 1994-1996, and also announced football and basketball at WRBI-FM 103.9 in Batesville, Indiana, in 1996. In addition to sports, Walton was also a disc jockey at 97 X, WOXY-FM in Oxford, a station recognized by Rolling Stone Magazine four times in the 1990's as one of the magazine's "15 Best Radio Stations". During his college days, Walton was sports director of Miami University's WMSR-AM and worked at the station with current Fox Sports host Chris Rose and current St. Louis Blues broadcaster Chris Kerber.



## **MIKE VOGEL** WashingtonCaps.com Senior Editor and Content Strategist

Mike Vogel started covering the Capitals at the outset of the 1995-96 season and is now beginning his 18th season of covering hockey in Washington. He has been in his current position with WashingtonCaps.com since the start of the 1999-00 season.

In addition to providing most of the written content on the team's official website, Vogel has hosted the longest continuously running podcast in the NHL, Capitals Report, which debuted in March of 2002. Vogel also hosts Pre-Cap, the Caps' official pre-game podcast and Two-Man Advantage, the video pregame show for the Web and Verizon Center. Pre-Cap began its run at the outset of the 2005-06 season and 'Two-Man Advantage' debuted in 2007-08.

Vogel hosts an interview segment on the Capitals' television show, 'Caps Red Line,' and has contributed color analysis to the team's road pre-season games since 2003.

A native of Lansing, Michigan, Vogel grew up in the greater Boston and Chicago areas. He received his bachelor's degree from Northwestern University.



## **KEN SABOURIN** Radio Analyst

Ken Sabourin returns to the Capitals' broadcast team for his 10th year providing insightful analysis for radio coverage of home games. Sabourin joined the team in 2002-03.

A player for five years in the NHL and a defenseman for Washington during the 1990-91 and '91-92 campaigns, Sabourin retired from professional hockey following the 1998-99 season. In 74 games with Washington and Calgary, the native of Scarborough, Ontario, recorded two goals and eight assists, including five points in 28 games for the Capitals in 1990-91. In 47 games over his two seasons with Washington, Sabourin recorded one goal and four assists while registering 129 penalty minutes. While playing for Calgary in 1988-89, Sabourin appeared in one playoff game en route to the Flames' Stanley Cup title.

Drafted by Calgary in the second round (33rd overall) of the 1984 Entry Draft, Sabourin continued his hockey involvement following his playing career by serving as an analyst for the Sunshine Network's coverage of the now-defunct Orlando Solar Bears of the International Hockey League. He remains active in area youth hockey and with the Capitals alumni group.

## BROADCAST PARTNERS



# Washington, D.C.

Located in the heart of the nation's capital, Verizon Center is surrounded by an assortment of political, cultural, educational and social attractions. With more free attractions than any other U.S. city, Washington, D.C., is one of the most popular tourist sites in the world. Hockey fans can stroll through the city, relax on the Mall, visit the White House, Capitol Hill or any of the numerous monuments, museums and memorials.

## Getting Around

The District of Columbia offers one of the nation's finest means of public transportation, the Metro. The Metro system is a clean, convenient way to access all parts of the city and some outlying suburbs.

Metro consists of five color-coded lines, all of which stop at points within walking distance of Verizon Center. The red, yellow and green lines deliver passengers to the Gallery Place/Chinatown station (at the corner of 7th and F Streets), just steps from the front entrance of Verizon Center, while the red, blue and orange lines stop at nearby Metro Center.

## Monuments, Memorials and Museums

Capital Children's Museum, 800 Third Street, NE  
Jefferson Memorial, 15th Street, NW  
National Air and Space Museum, 6th St. and Independence Ave., NW  
National Museum of African Art, 950 Independence Avenue, SW  
National Museum of American History, 14th St. and Constitution Ave., NW  
National Portrait Gallery, 8th and F Streets, NW  
National Zoo, 3000 block of Connecticut Avenue  
Newseum, 555 Pennsylvania Ave., NW  
Library of Congress, 101 Independence Avenue, SE  
U.S. Holocaust Museum, 14th Street, NW  
White House, 1600 Pennsylvania Avenue, NW

## Restaurants

Austin Grill, 750 E Street, NW  
B. Smith's, Union Station, 50 Mass. Ave., NE  
\*Capital Grille, 601 Pennsylvania Ave., NW  
\*Chop House, 7th and F Streets, NW  
\*Clydes, 7th and G Streets, NW  
\*ESPN Zone, 555 12th St., NW  
Fado Irish Pub, 808 7th St., NW  
Gordon Biersch, 9th and G Streets, NW  
Grand Slam Sports Bar, 1000 H St., NW  
\*Greene Turtle, 601 F St., NW  
\*Hooters, 825 7th St., NW  
Hunan Chinatown, 7th & H Streets, NW  
Legal Seafood, 7th and G Streets, NW  
Maggiano's, 5333 Wisconsin Ave., NW  
Zola, 800 F Street, NW

## Overnight Accommodations

Grand Hyatt, 1000 H Street, NW, 202.582.1234  
\*Hilton Garden Inn, 815 14th St., NW 202.783.7800  
Hotel Monaco, 700 F Street, NW, 202.628.7177  
JW Marriott, 1331 Pennsylvania Avenue, NW, 202.393.2000  
Mayflower, 1127 Connecticut Avenue, NW, 202.347.3000  
Ritz Carlton, 22nd and M Streets, NW, 202.835.0500  
Red Roof Inn, 500 H Street, NW, 202.289.5959  
Washington Marriott, 1221 22nd Street, NW, 202.872.1500

\*Capitals Recommended

